

FEEDBACK FROM STUDENTS

A) Number of feedbacks received in 2018-2019 year

Year	Number of Students
2018-2019	1088

B) Questions Asked:

Q.No.	Question Asked	Abbreviation Used
1	Depth of the course content including project work if any?	COURSE CONTENT
2	Extent of coverage of courses?	
3	Applicability/relevance to real life situations?	
4	Learning Value (In term of knowledge, concept, manual skills, analytical abilities & broadening perspectives)	
5	Clarity & relevance of textual reading material?	
6	Relevance of additional sources, material (Library)?	
7	Extent of effort required by students?	
8	Overall Rating?	

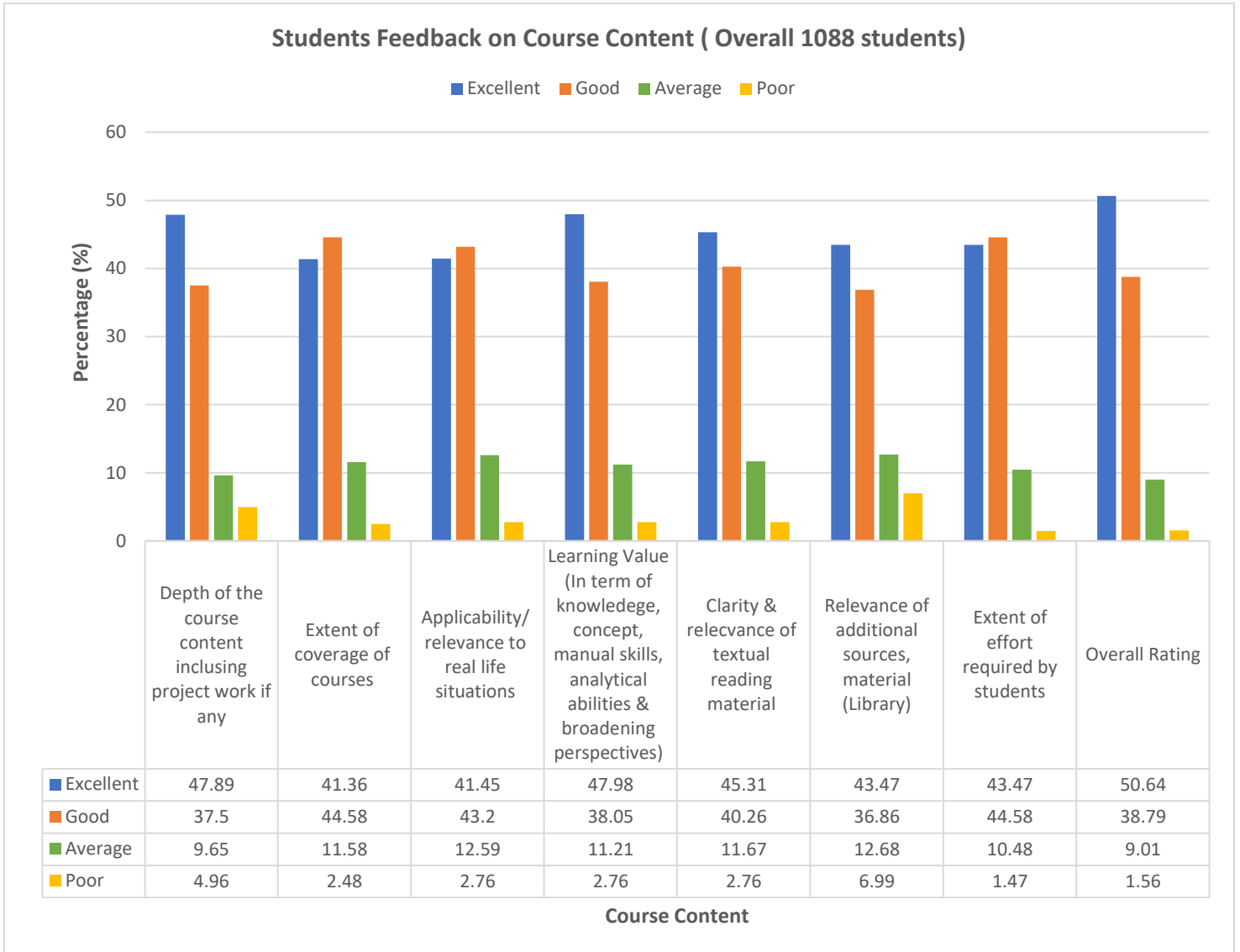
C) Analysis of feedback received from students (year wise from 2018-19)

Year		2018-19			
Rating on/ Rating		Excellent (4)	Good (3)	Average (2)	Poor (1)
Course Content (Depth of the course content including project work if any) (Q.No.1)	Count	521	408	105	54
	%	47.89%	37.50%	9.65%	4.96%
Course Content	Count	450	485	126	27

(Extent of coverage of courses) (Q.No.2)	%	41.36%	44.58%	11.58%	2.48%
Course Content (Applicability/relevance to real life situations) (Q.No.3)	Count	451	470	137	30
	%	41.45%	43.20%	12.59%	2.76%
Course Content (Learning Value (In term of knowledge, concept, manual skills, analytical abilities & broadening perspectives) (Q.No.4)	Count	522	414	122	30
	%	47.98%	38.05%	11.21%	2.76%
Course Content (Clarity & relevance of textual reading material) (Q.No.5)	Count	493	438	127	30
	%	45.31%	40.26%	11.67%	2.76%
Course Content (Relevance of additional sources, material (Library)) (Q.No.6)	Count	473	401	138	76
	%	43.47%	36.86%	12.68%	6.99%
Course Content (Extent of effort required by students) (Q.No.7)	Count	473	485	114	16
	%	43.47%	44.58%	10.48%	1.47%
Course Content (Overall Rating) (Q.No.8)	Count	551	422	98	17
	%	50.64%	38.79%	9.01%	1.56%

ACADEMIC YEAR 2018-19

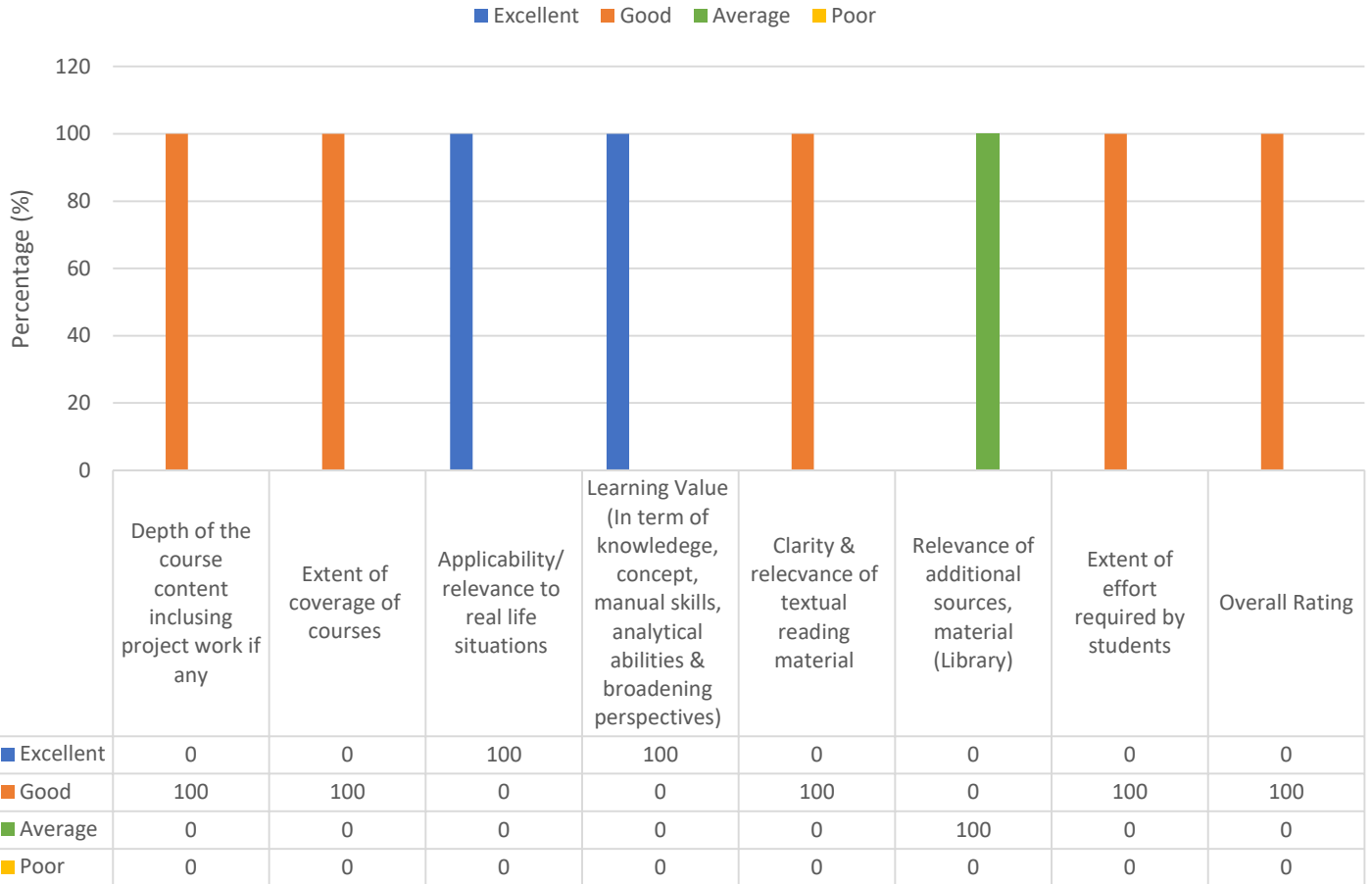
Students Feedback on Course Content (Overall students = 1088)



SCHOOL OF SCIENCES

Dept. of Applied Mathematics (No. of students=1)

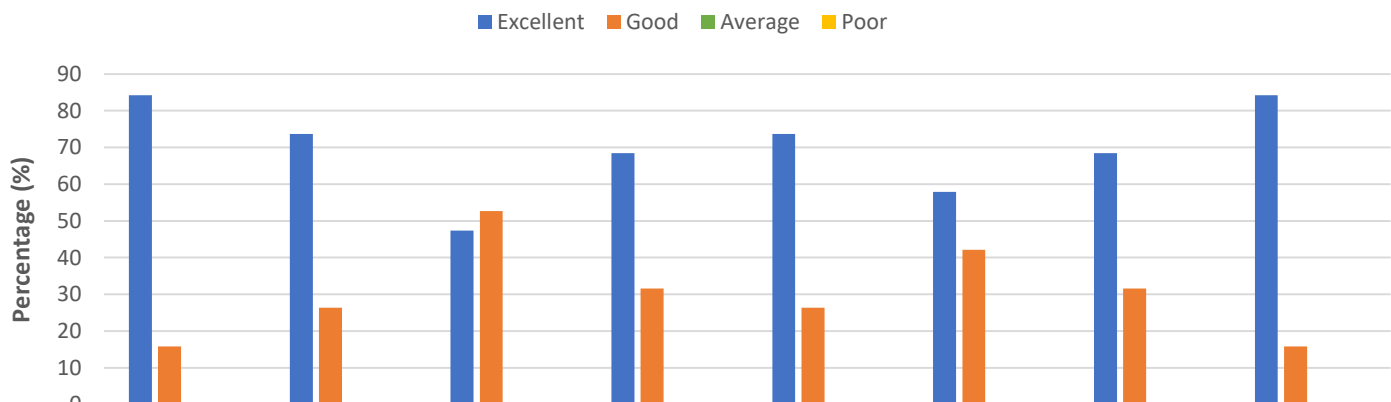
Students Feedback on Course Content (Applied Mathematics)



Course Content

Dept. of Applied Microbiology (No. of Students= 19)

Students Feedback on Course Content (Appl Microbiology)



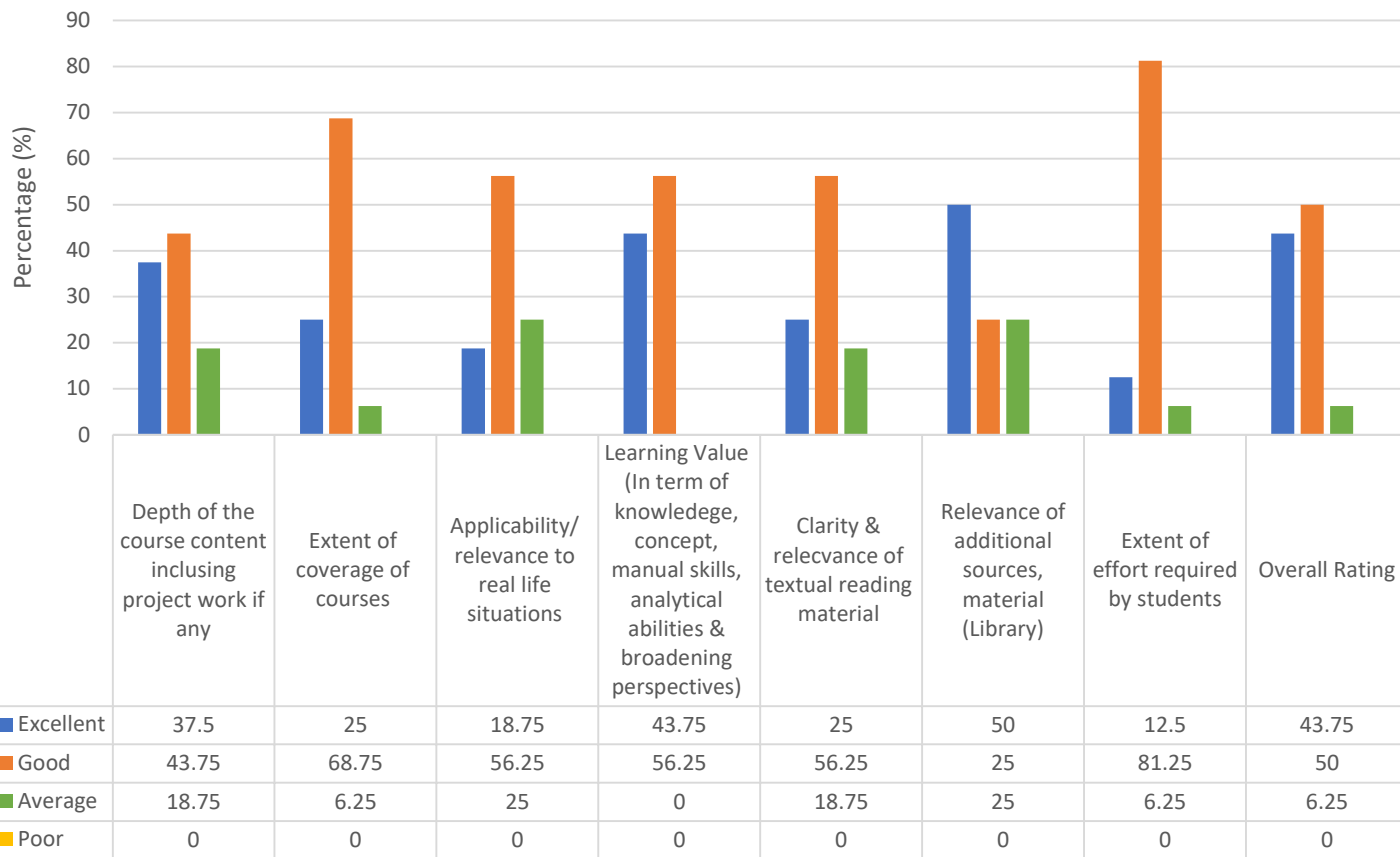
	Depth of the course content including project work if any	Extent of coverage of courses	Applicability/relevance to real life situations	Learning Value (In term of knowledge, concept, manual skills, analytical abilities & broadening perspectives)	Clarity & relevance of textual reading material	Relevance of additional sources, material (Library)	Extent of effort required by students	Overall Rating
■ Excellent	84.21	73.68	47.37	68.42	73.68	57.89	68.42	84.21
■ Good	15.79	26.32	52.63	31.58	26.32	42.11	31.58	15.79
■ Average	0	0	0	0	0	0	0	0
■ Poor	0	0	0	0	0	0	0	0

Course Content

Dept. of Biochemistry (No. of Students = 16)

Students Feedback on Course Content (Biochemistry)

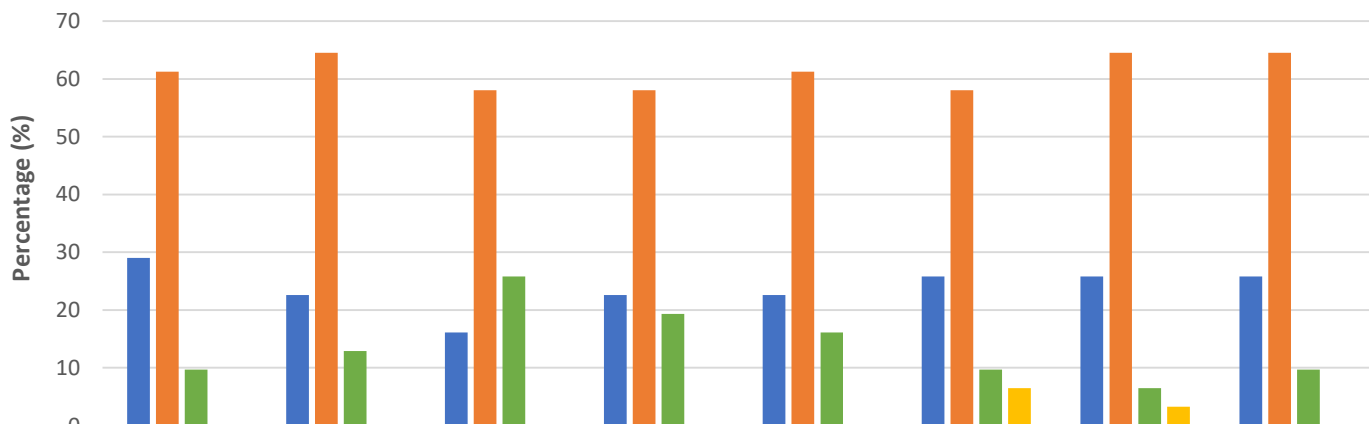
■ Excellent ■ Good ■ Average ■ Poor



Course Content

Students Feedback on Course Content (Biotechnology)

■ Excellent ■ Good ■ Average ■ Poor

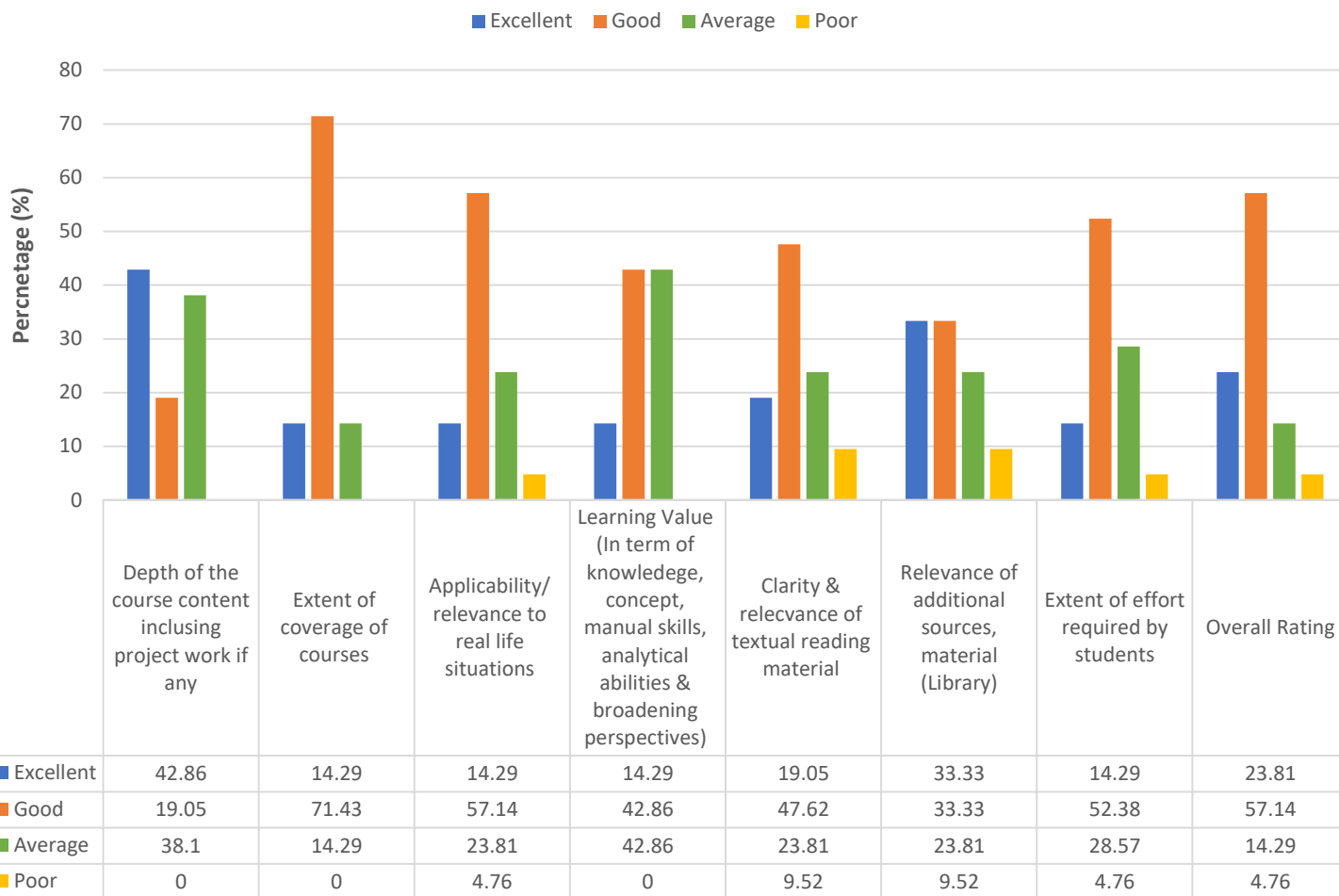


	Depth of the course content including project work if any	Extent of coverage of courses	Applicability/ relevance to real life situations	Learning Value (In term of knowledge, concept, manual skills, analytical abilities & broadening perspectives)	Clarity & relevance of textual reading material	Relevance of additional sources, material (Library)	Extent of effort required by students	Overall Rating
■ Excellent	29.03	22.58	16.13	22.58	22.58	25.81	25.81	25.81
■ Good	61.29	64.52	58.06	58.06	61.29	58.06	64.52	64.52
■ Average	9.68	12.9	25.81	19.35	16.13	9.68	6.45	9.68
■ Poor	0	0	0	0	0	6.45	3.23	0

Course Content

Dept. of Integrated Biotechnology (No. of Students = 21)

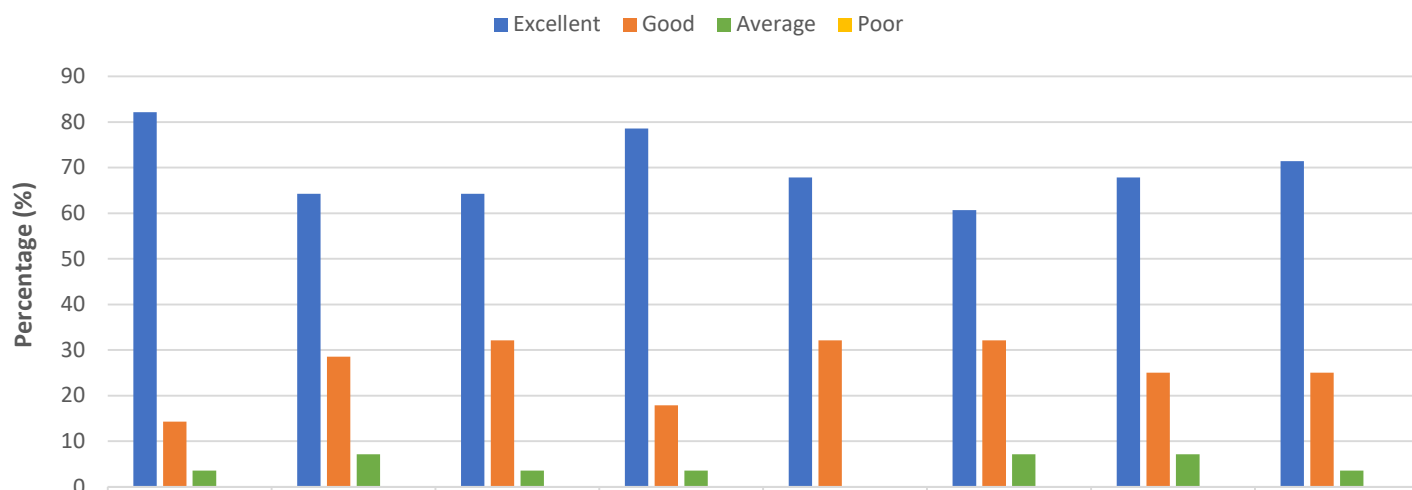
Students Feedback on Course Content (Integrated Biotechnology)



Course Content

Dept. of Bio Sciences & Sericulture (Botany) (No. of Students = 28)

Students Feedback on Course Content (Botany)

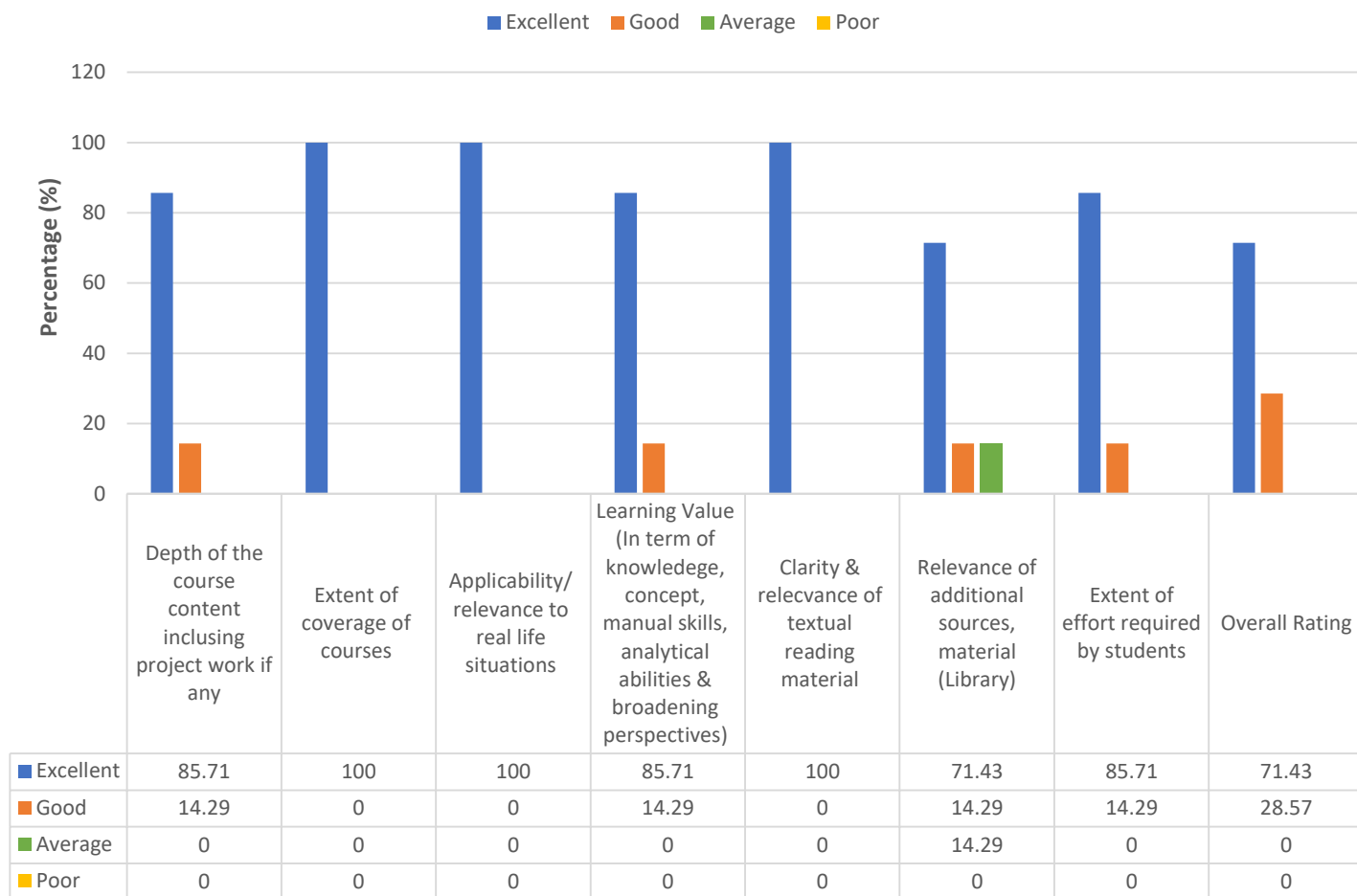


	Depth of the course content including project work if any	Extent of coverage of courses	Applicability/relevance to real life situations	Learning Value (In term of knowledge, concept, manual skills, analytical abilities & broadening perspectives)	Clarity & relevance of textual reading material	Relevance of additional sources, material (Library)	Extent of effort required by students	Overall Rating
■ Excellent	82.14	64.29	64.29	78.57	67.86	60.71	67.86	71.43
■ Good	14.29	28.57	32.14	17.86	32.14	32.14	25	25
■ Average	3.57	7.14	3.57	3.57	0	7.14	7.14	3.57
■ Poor	0	0	0	0	0	0	0	0

Course Content

Dept of Bioscience & Sericulture (Sericulture) (No. of Students =7)

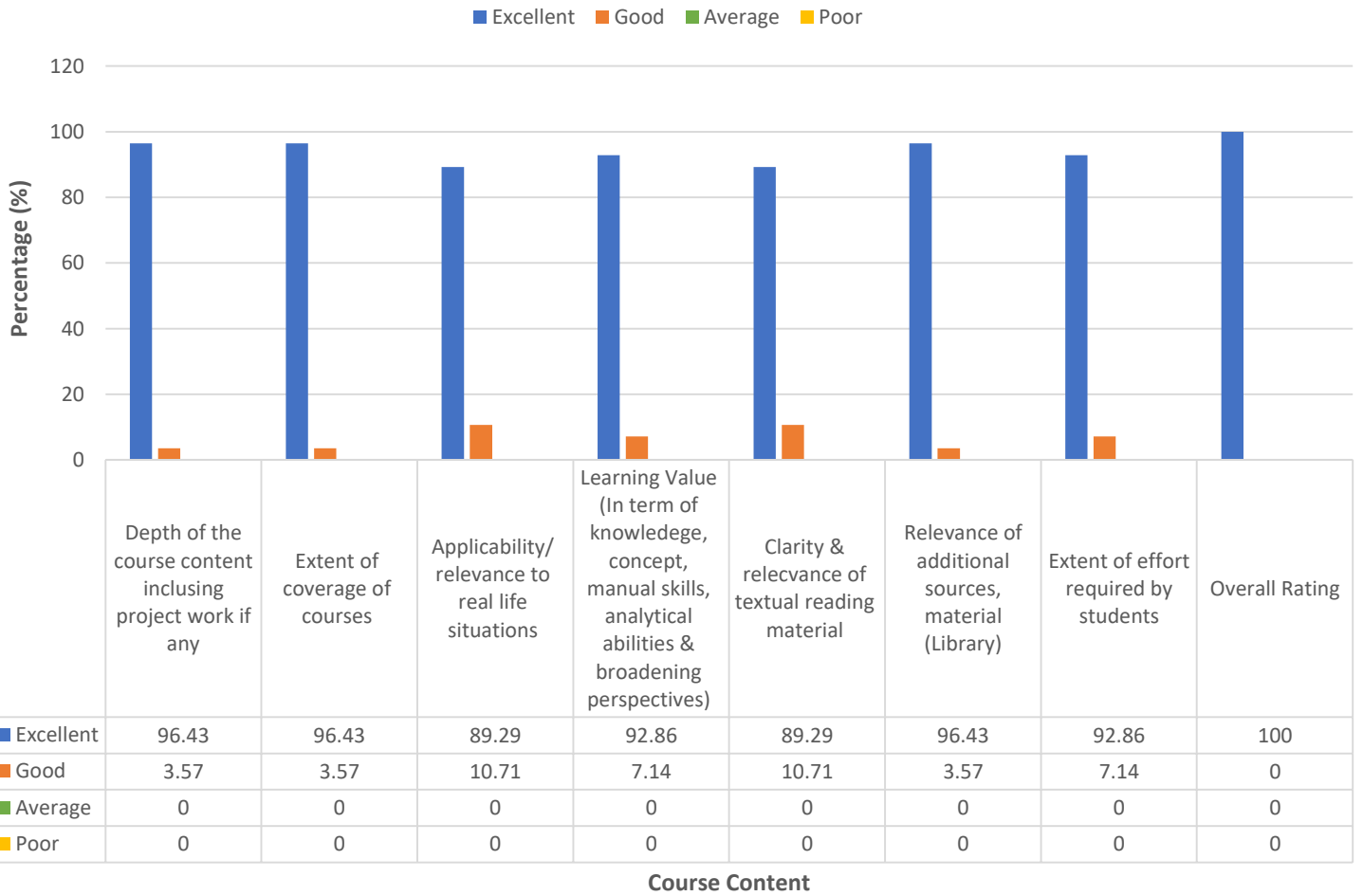
Students Feedback on Course Content (Sericulture)



Course Content

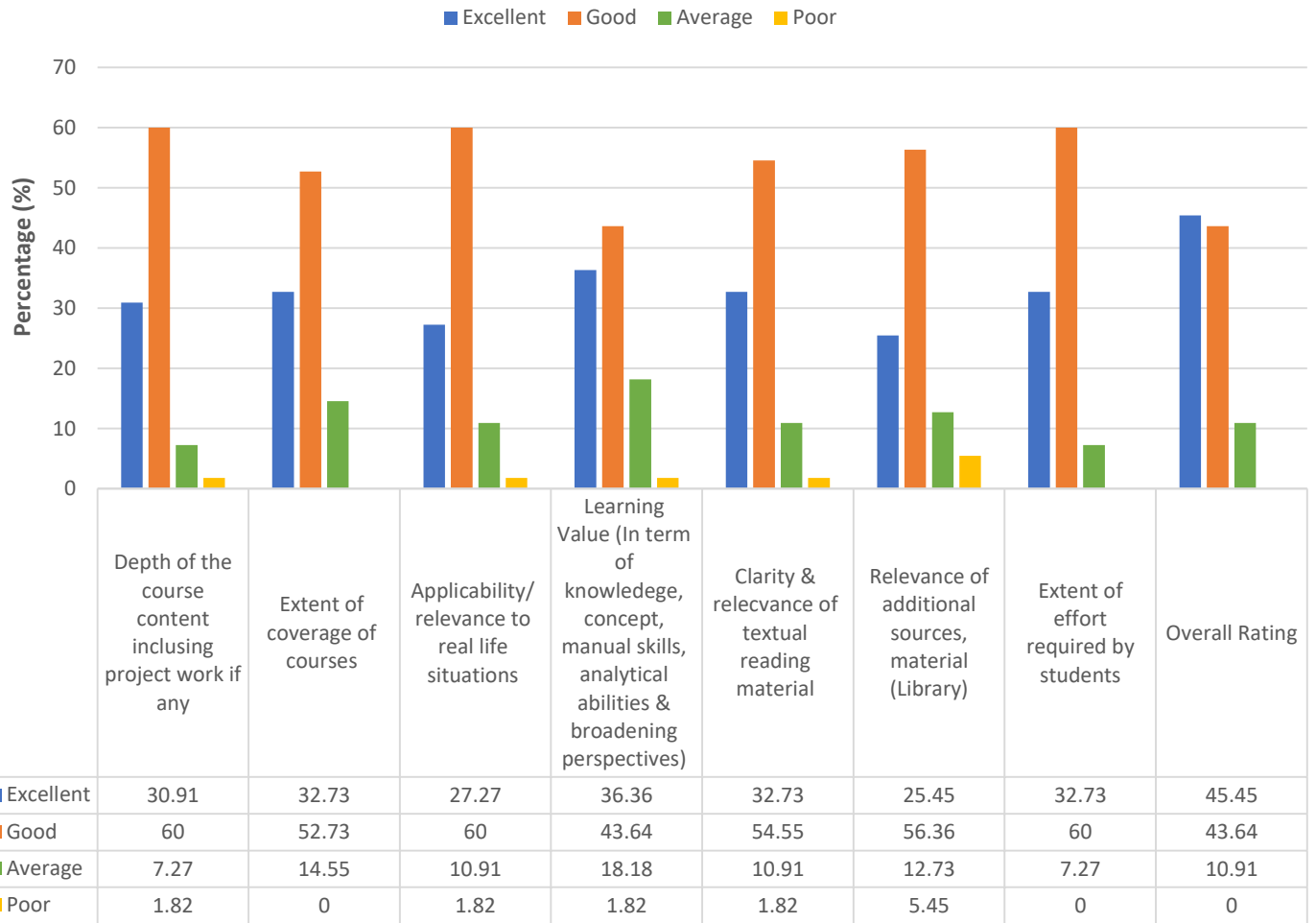
Dept of Biosciences & sericulture (Zoology (No. of students = 28)

Students Feedback on Course Content (Zoology)



Course Content

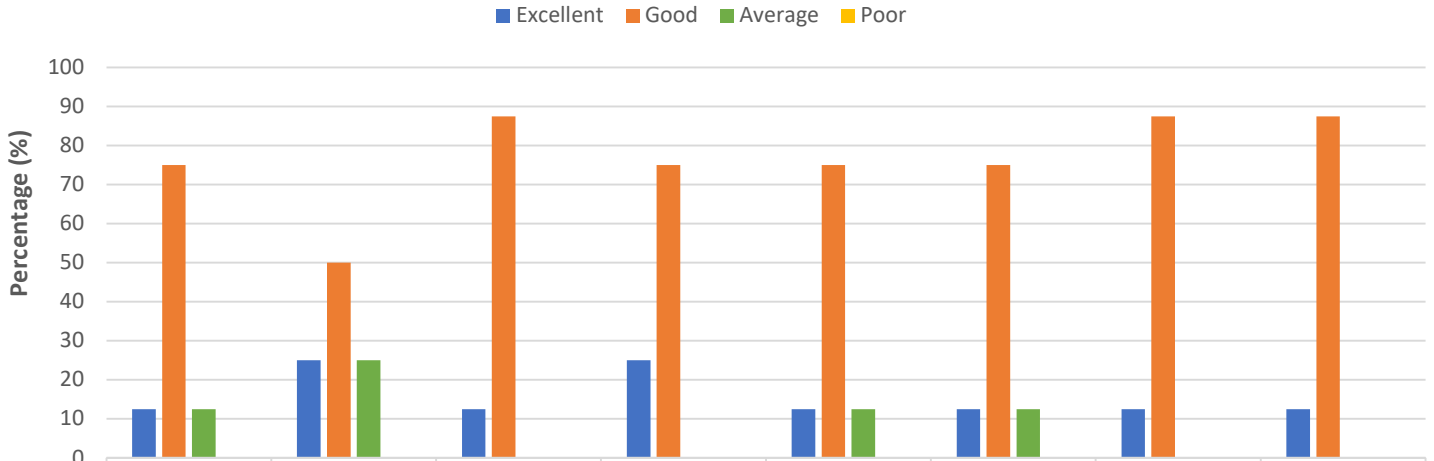
Students Feedback on Course Content (Computer Science)



Course Content

Dept. of Home Science (Community Health & Nutrition) (No. of Students =19)

Students Feedback on Course Content (Home Science (CHN))



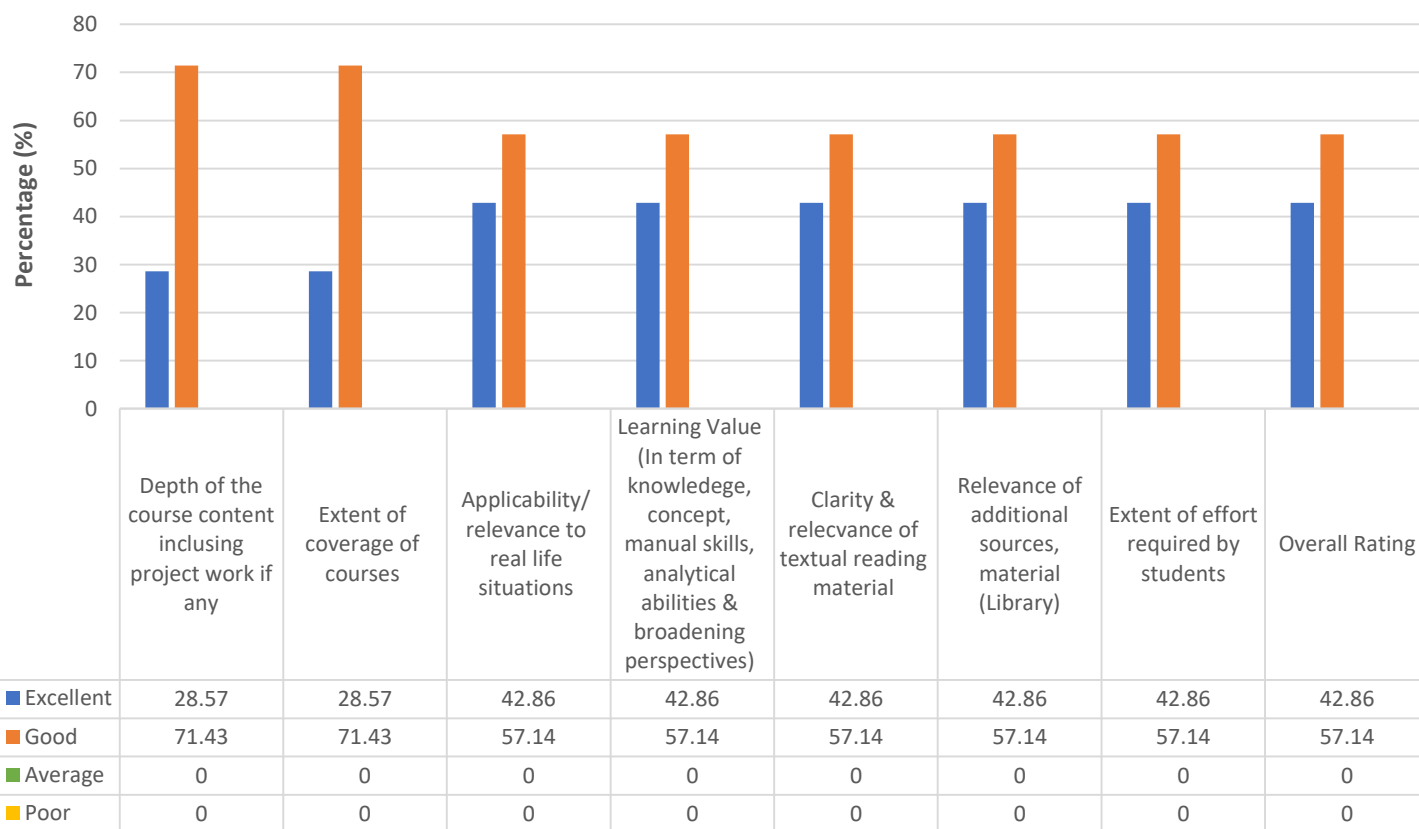
	Depth of the course content including project work if any	Extent of coverage of courses	Applicability/ relevance to real life situations	Learning Value (In term of knowledge, concept, manual skills, analytical abilities & broadening perspectives)	Clarity & relevance of textual reading material	Relevance of additional sources, material (Library)	Extent of effort required by students	Overall Rating
■ Excellent	12.5	25	12.5	25	12.5	12.5	12.5	12.5
■ Good	75	50	87.5	75	75	75	87.5	87.5
■ Average	12.5	25	0	0	12.5	12.5	0	0
■ Poor	0	0	0	0	0	0	0	0

Course Content

Dept. of Home Science (Clinical Nutrition & Dietetics) (No. of Students = 8)

Students Feedback on Course Content (Home Science (CND))

■ Excellent ■ Good ■ Average ■ Poor

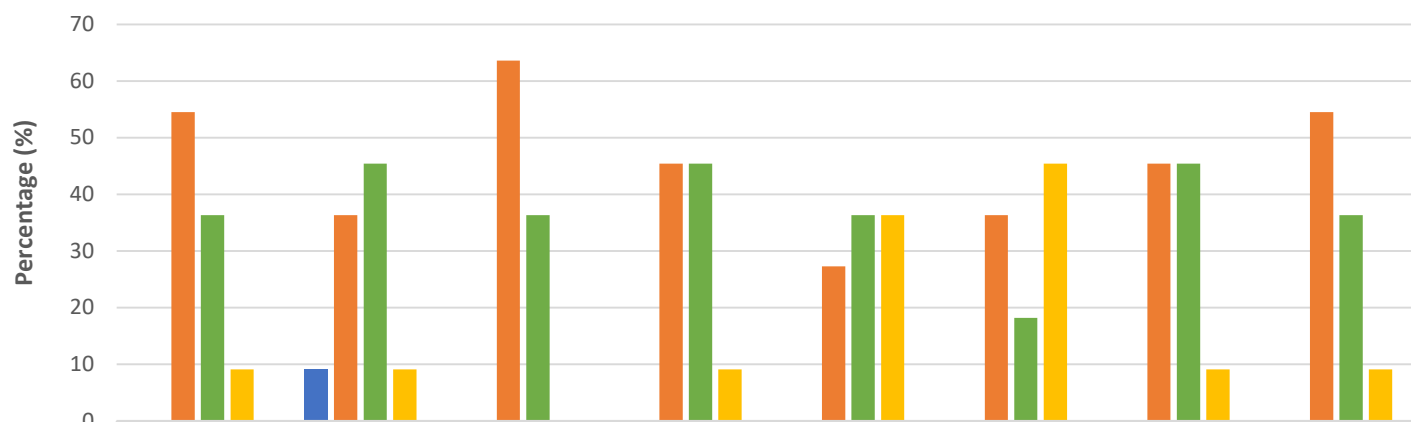


Course Content

Dept. of Home Science (Food Science & Quality control) (No. of Students = 11)

Students Feedback on Course Content (Home Science (FSQC))

■ Excellent ■ Good ■ Average ■ Poor



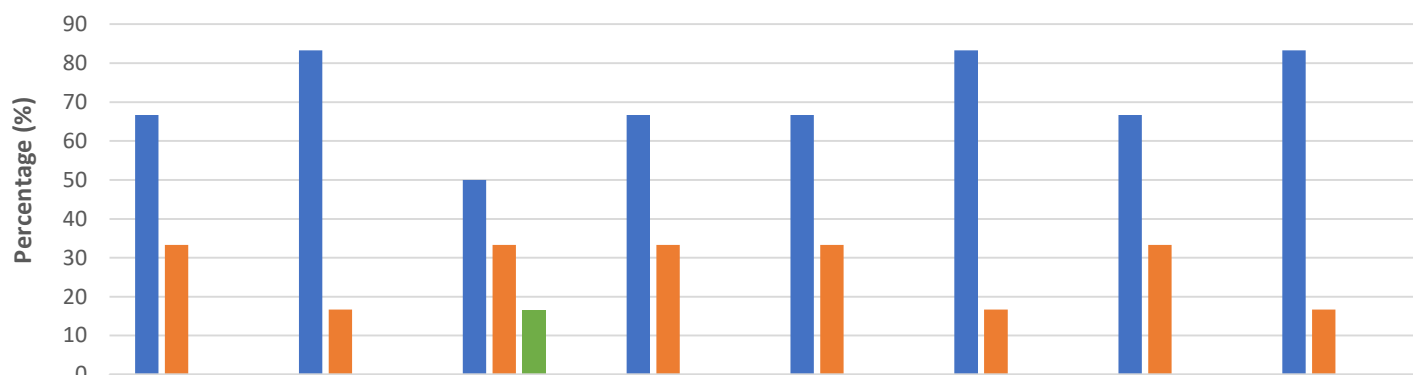
	Depth of the course content including project work if any	Extent of coverage of courses	Applicability/relevance to real life situations	Learning Value (In term of knowledge, concept, manual skills, analytical abilities & broadening perspectives)	Clarity & relevance of textual reading material	Relevance of additional sources, material (Library)	Extent of effort required by students	Overall Rating
■ Excellent	0	9.09	0	0	0	0	0	0
■ Good	54.55	36.36	63.64	45.45	27.27	36.36	45.45	54.55
■ Average	36.36	45.45	36.36	45.45	36.36	18.18	45.45	36.36
■ Poor	9.09	9.09	0	9.09	36.36	45.45	9.09	9.09

Course Content

Dept. of Home Science (Human Development & Family Studies) (No. of Students = 6)

Students Feedback on Course Content (Home Science (HDFS))

■ Excellent ■ Good ■ Average ■ Poor



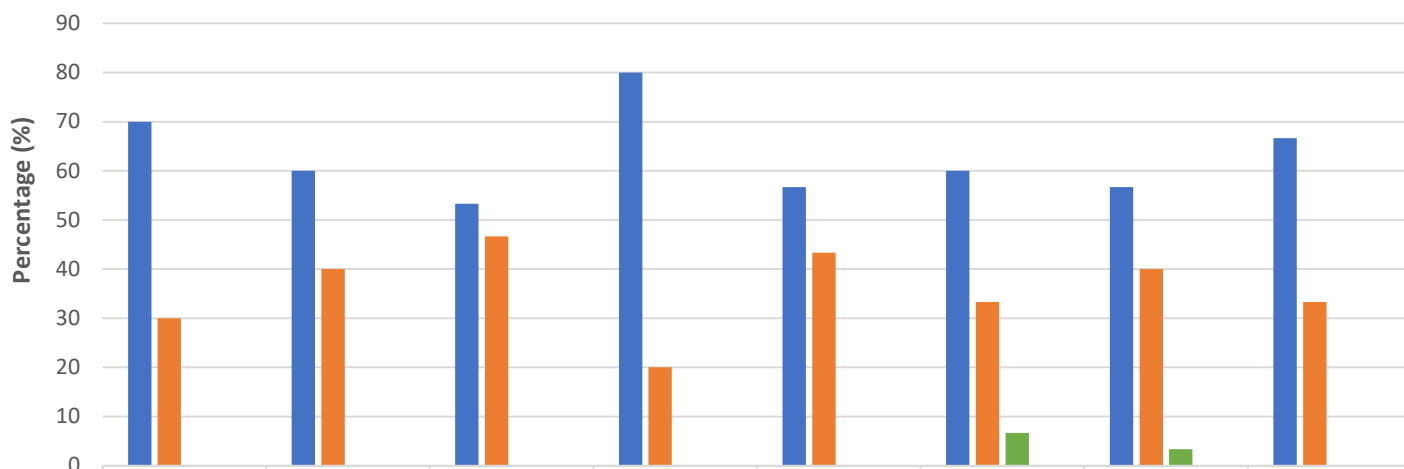
	Depth of the course content including project work if any	Extent of coverage of courses	Applicability/relevance to real life situations	Learning Value (In term of knowledge, concept, manual skills, analytical abilities & broadening perspectives)	Clarity & relevance of textual reading material	Relevance of additional sources, material (Library)	Extent of effort required by students	Overall Rating
■ Excellent	66.67	83.33	50	66.67	66.67	83.33	66.67	83.33
■ Good	33.33	16.67	33.33	33.33	33.33	16.67	33.33	16.67
■ Average	0	0	16.67	0	0	0	0	0
■ Poor	0	0	0	0	0	0	0	0

Course Content

IPT (B-Pharmacy) (No. of Students =30)

Students Feedback on Course Content (BPharmacy)

■ Excellent ■ Good ■ Average ■ Poor



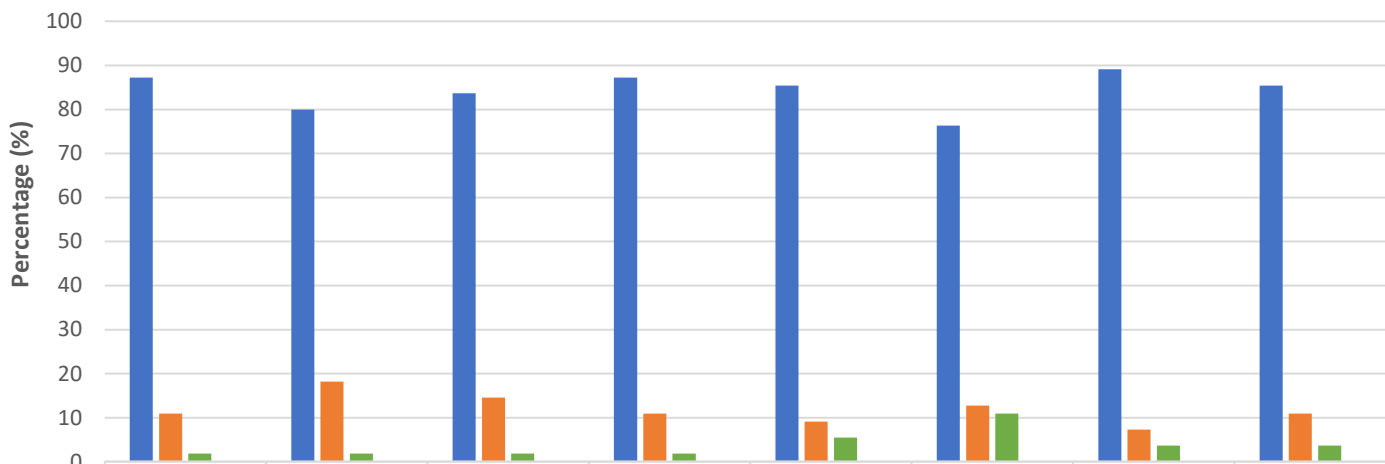
	Depth of the course content including project work if any	Extent of coverage of courses	Applicability/ relevance to real life situations	Learning Value (In term of knowledgge, concept, manual skills, analytical abilities & broadening perspectives)	Clarity & relecvance of textual reading material	Relevance of additional sources, material (Library)	Extent of effort required by students	Overall Rating
■ Excellent	70	60	53.33	80	56.67	60	56.67	66.67
■ Good	30	40	46.67	20	43.33	33.33	40	33.33
■ Average	0	0	0	0	0	6.67	3.33	0
■ Poor	0	0	0	0	0	0	0	0

Course Content

IPT (M-Pharmacy) (No. of Students = 55)

Students Feedback on Course Content (M-Pharmacy)

■ Excellent ■ Good ■ Average ■ Poor

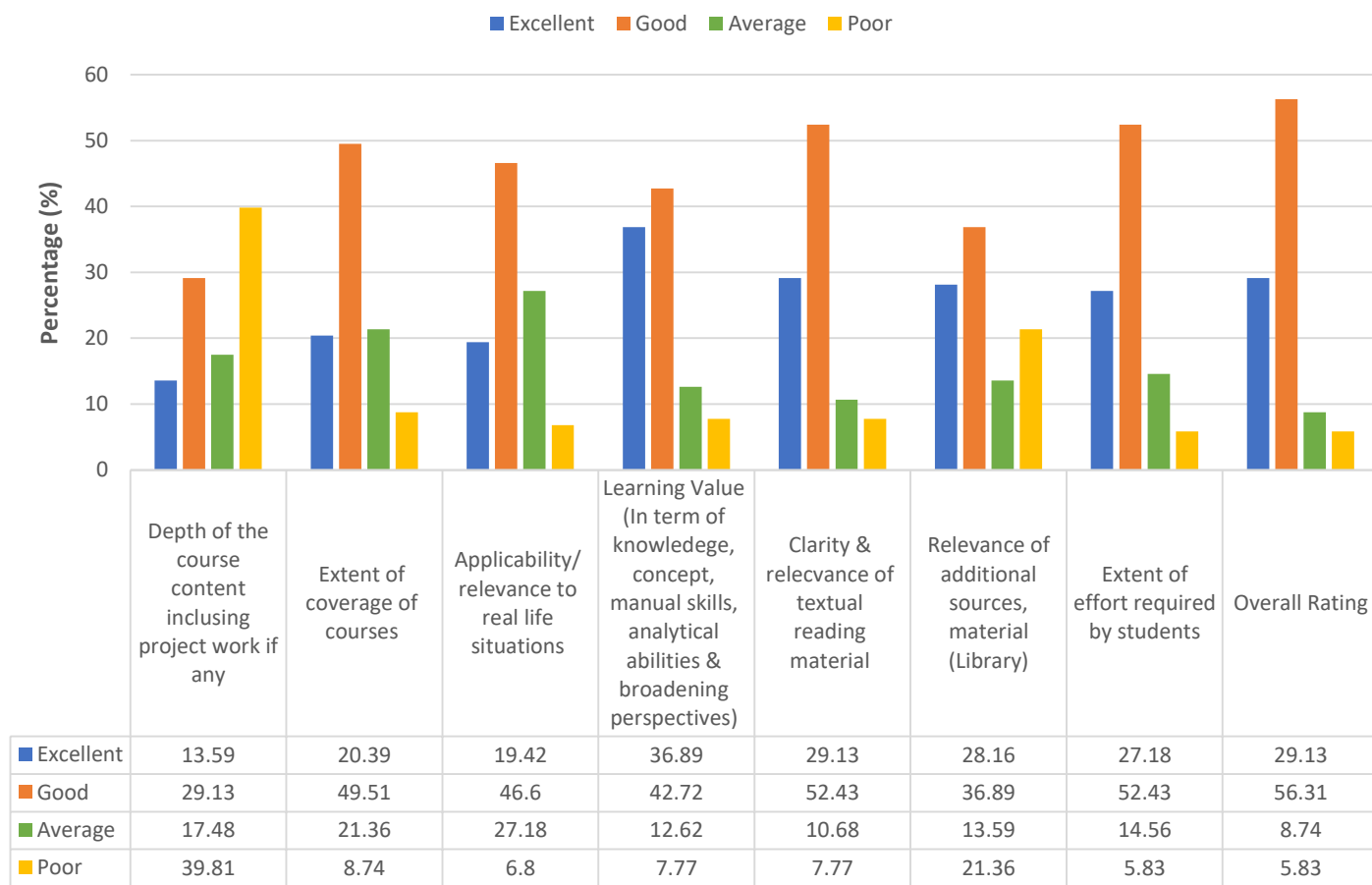


	Depth of the course content including project work if any	Extent of coverage of courses	Applicability/relevance to real life situations	Learning Value (In term of knowledge, concept, manual skills, analytical abilities & broadening perspectives)	Clarity & relevance of textual reading material	Relevance of additional sources, material (Library)	Extent of effort required by students	Overall Rating
■ Excellent	87.27	80	83.64	87.27	85.45	76.36	89.09	85.45
■ Good	10.91	18.18	14.55	10.91	9.09	12.73	7.27	10.91
■ Average	1.82	1.82	1.82	1.82	5.45	10.91	3.64	3.64
■ Poor	0	0	0	0	0	0	0	0

Course Content

Physical Sciences (Organic Chemistry) (No. of Students=103)

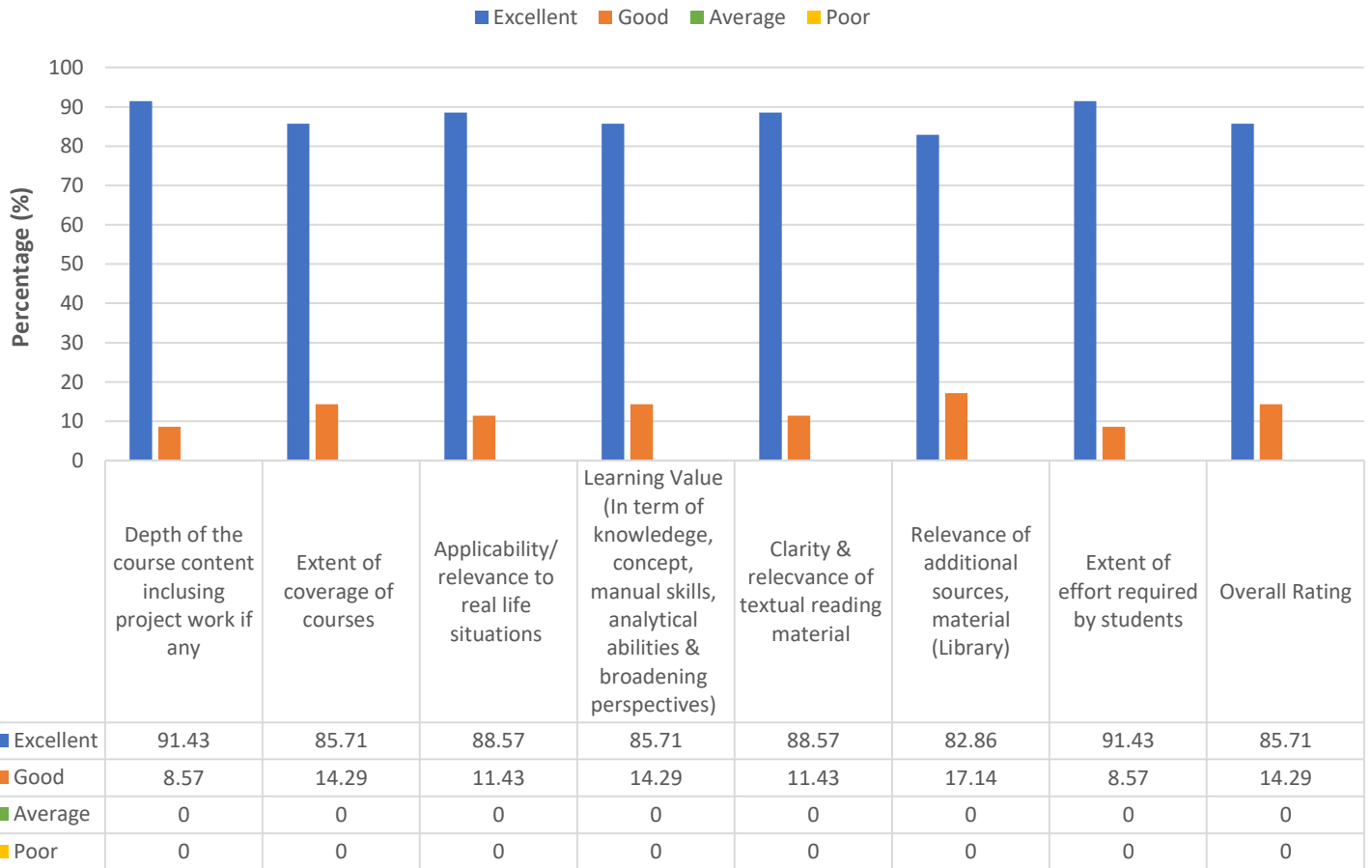
Students Feedback on Course Content (Organic Chemistry)



Course Content

B.Vocational (Fashion Technology Apparel Designing) (No. of Students =35)

Students Feedback on Course Content (B.Vocational (FTAD))

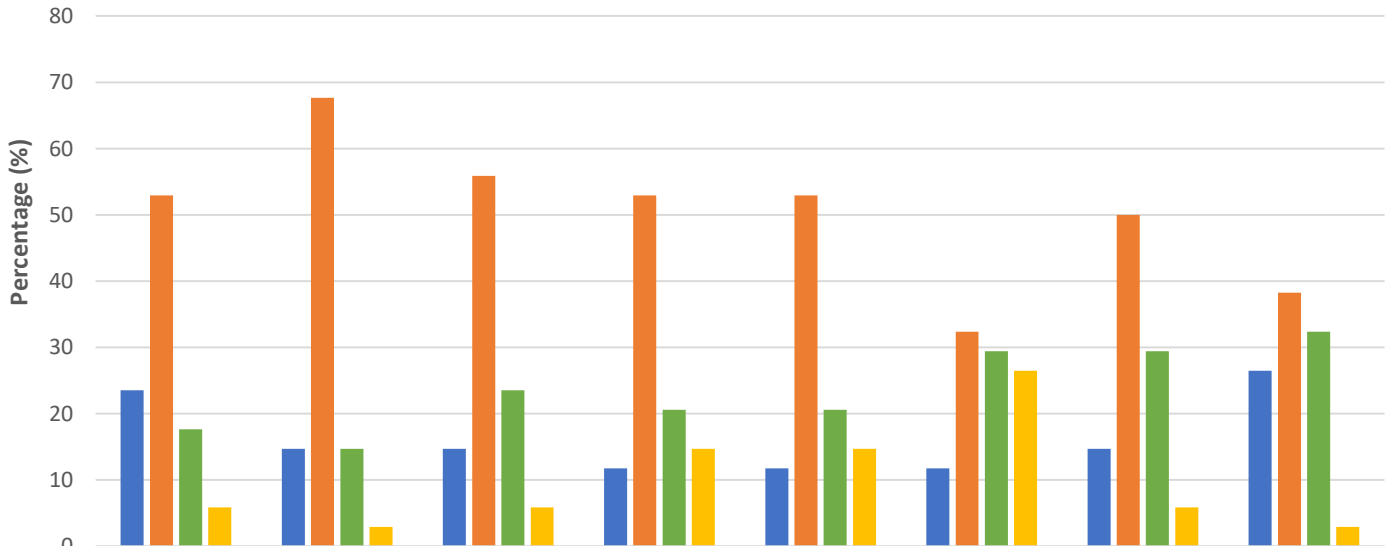


Course Content

Dept of Statistics (No. of Students = 34)

Students Feedback on Course Content (Statistics)

■ Excellent ■ Good ■ Average ■ Poor

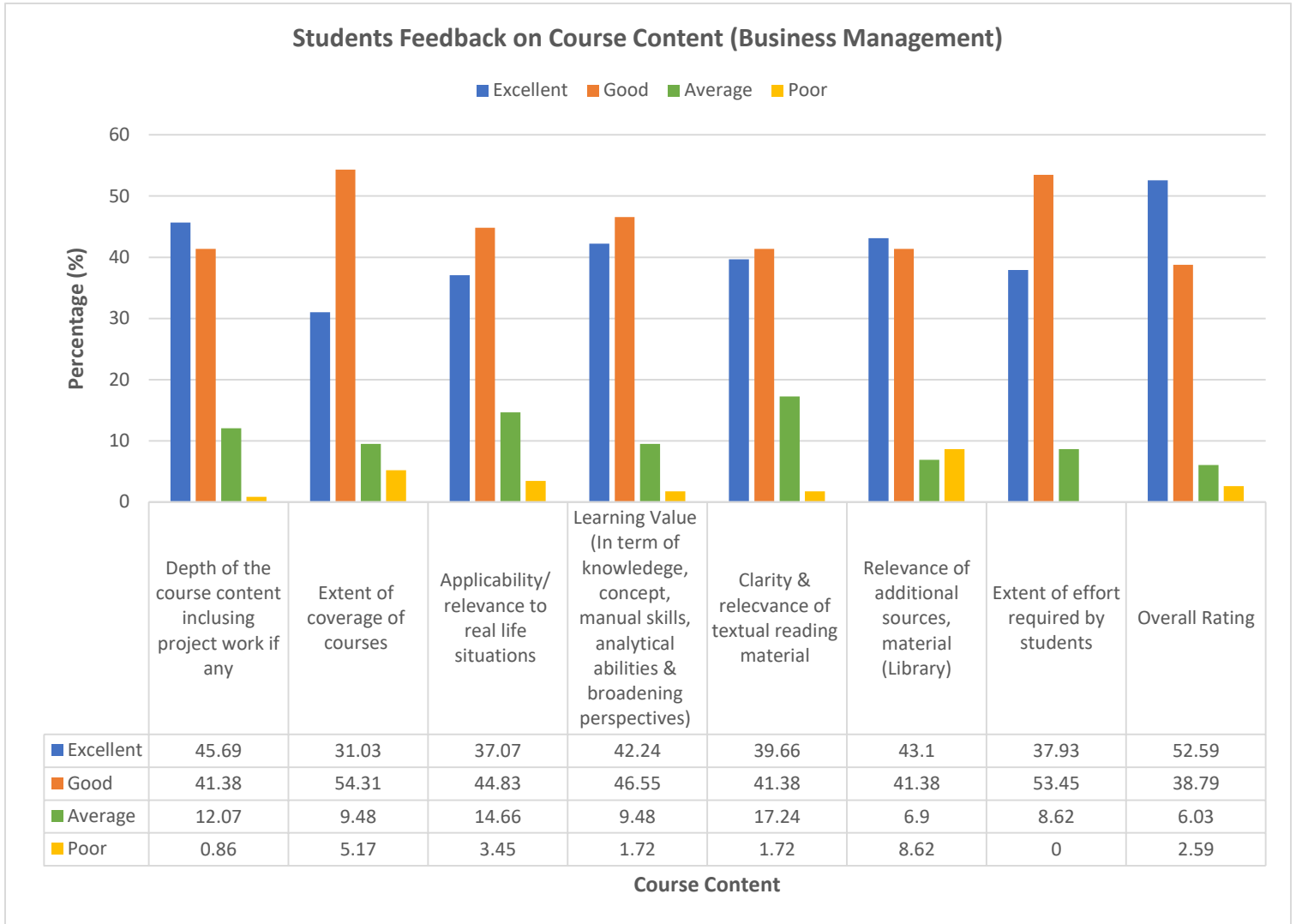


	Depth of the course content including project work if any	Extent of coverage of courses	Applicability/ relevance to real life situations	Learning Value (In term of knowledge, concept, manual skills, analytical abilities & broadening perspectives)	Clarity & relevance of textual reading material	Relevance of additional sources, material (Library)	Extent of effort required by students	Overall Rating
■ Excellent	23.53	14.71	14.71	11.76	11.76	11.76	14.71	26.47
■ Good	52.94	67.65	55.88	52.94	52.94	32.35	50	38.24
■ Average	17.65	14.71	23.53	20.59	20.59	29.41	29.41	32.35
■ Poor	5.88	2.94	5.88	14.71	14.71	26.47	5.88	2.94

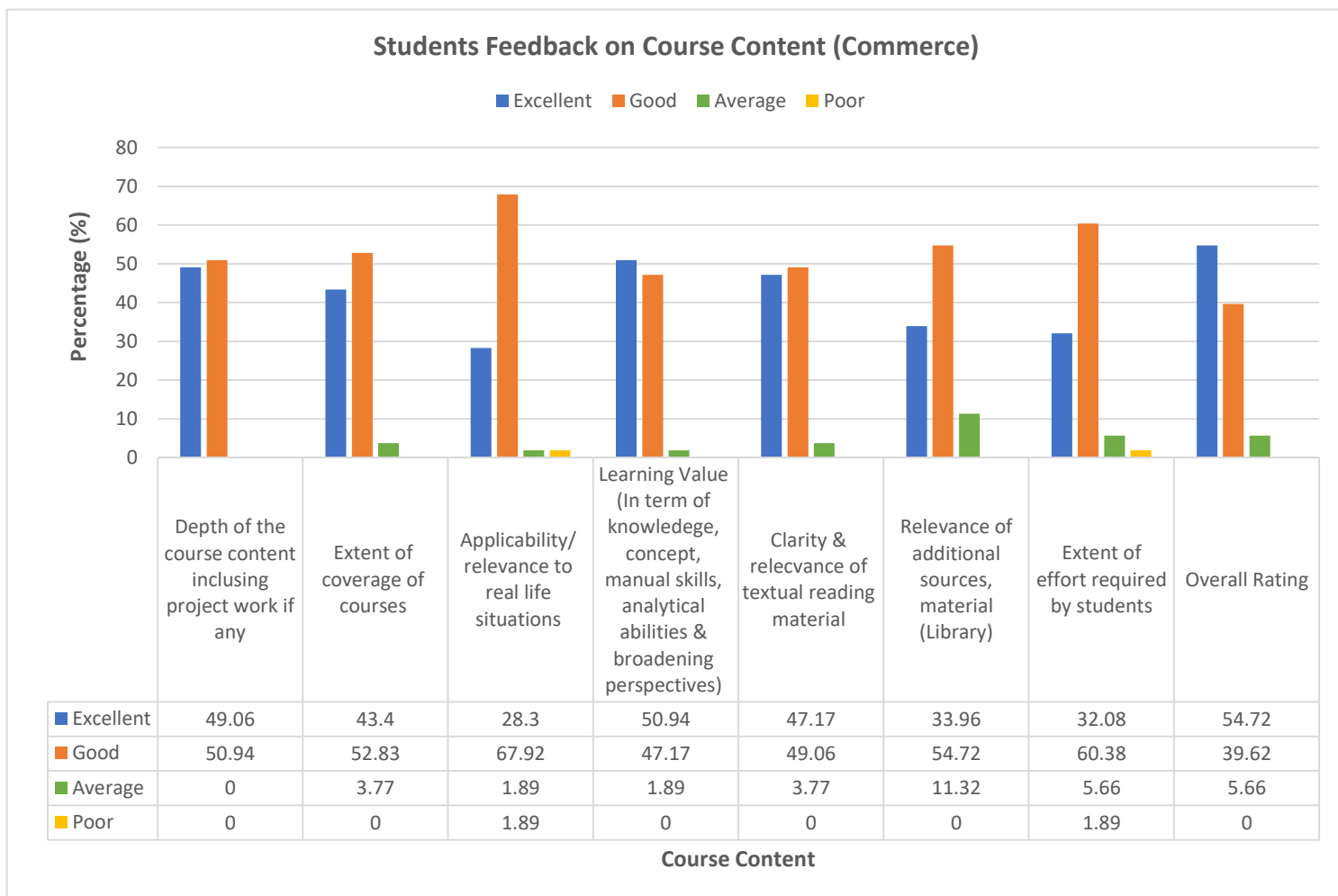
Course Content

SCHOOL OF SOCIAL SCIENCES

Dept. of Business Management (No. of Students = 116)



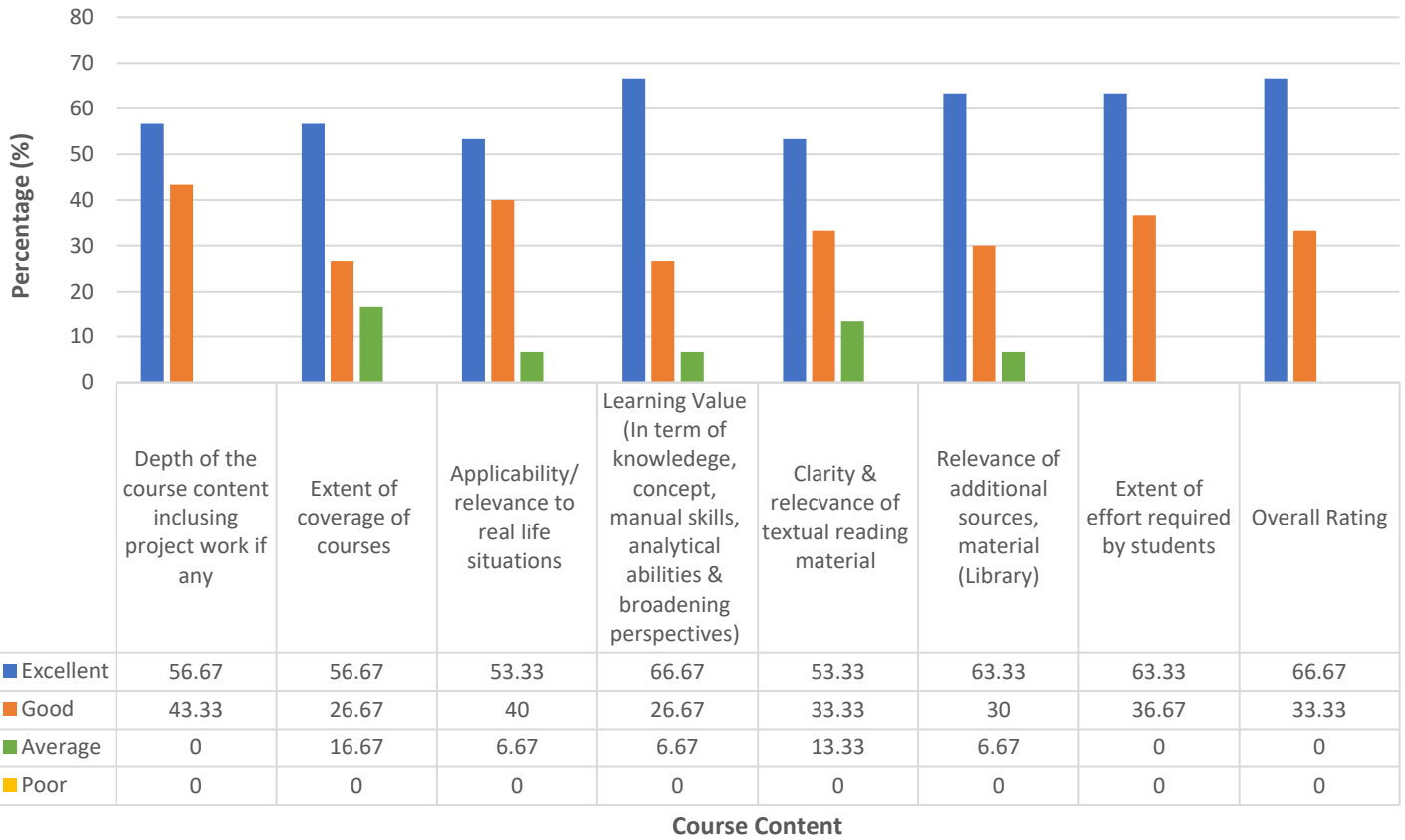
Dept. of MBA (Commerce) (No. of Students =53)



Dept. of Communication & Journalism (No. of Students =30)

Students Feedback on Course Content (Dept of Communication & Journalism)

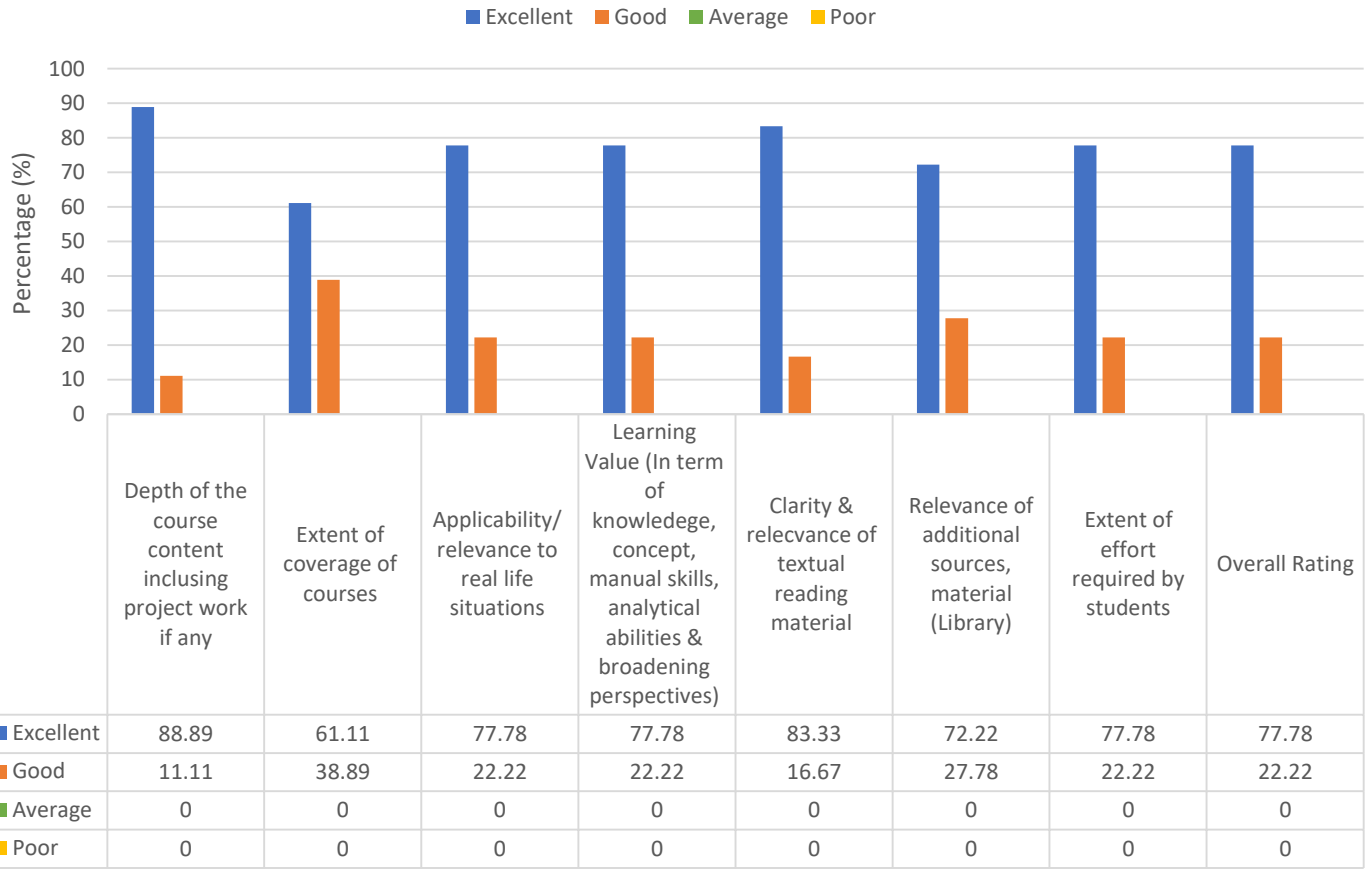
■ Excellent ■ Good ■ Average ■ Poor



Course Content

Dept. of Education (No. of Students = 18)

Students Feedback on Course Content (Education)

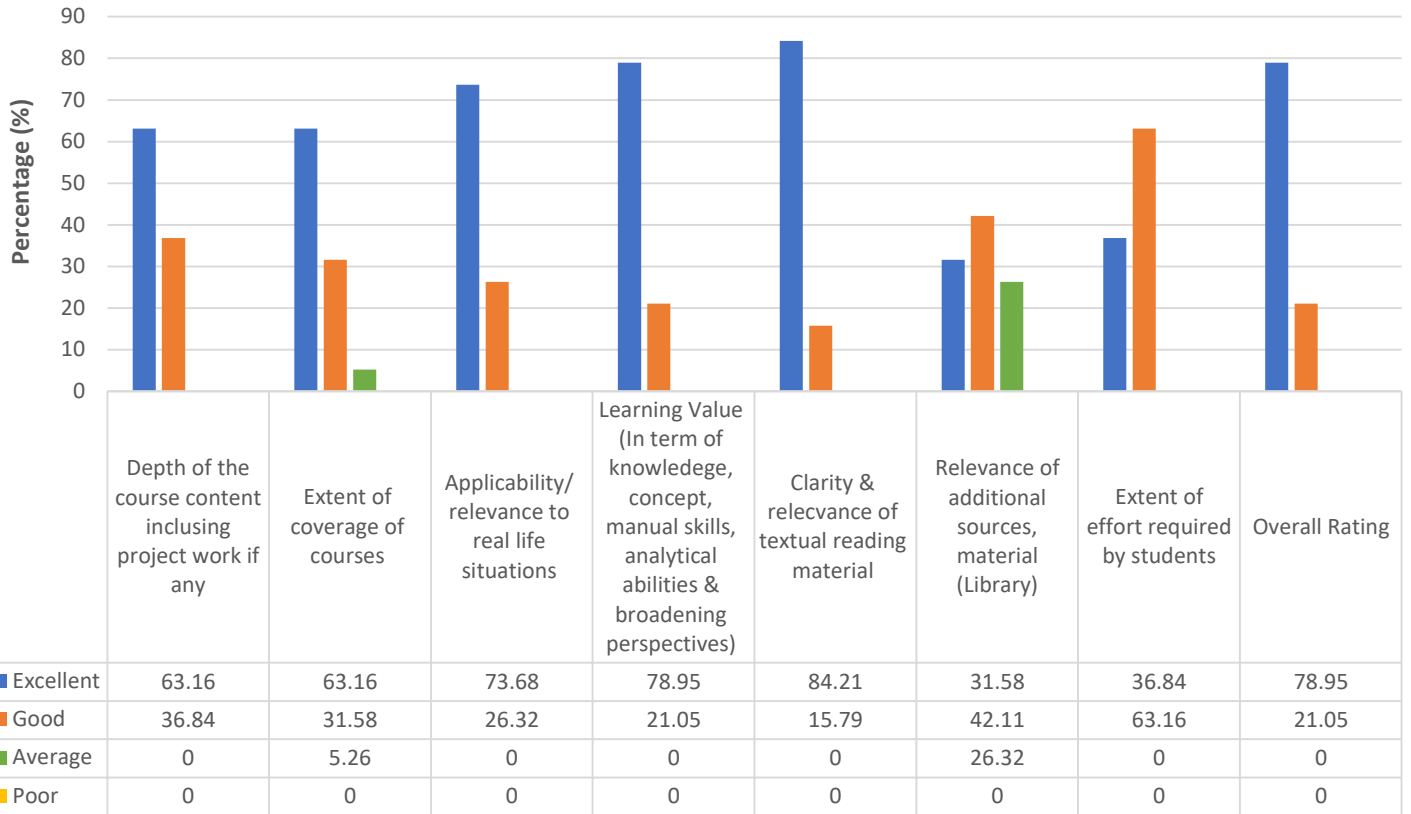


Course Content

Dept. of English (No. of Students =19)

Students Feedback on Course Content (English)

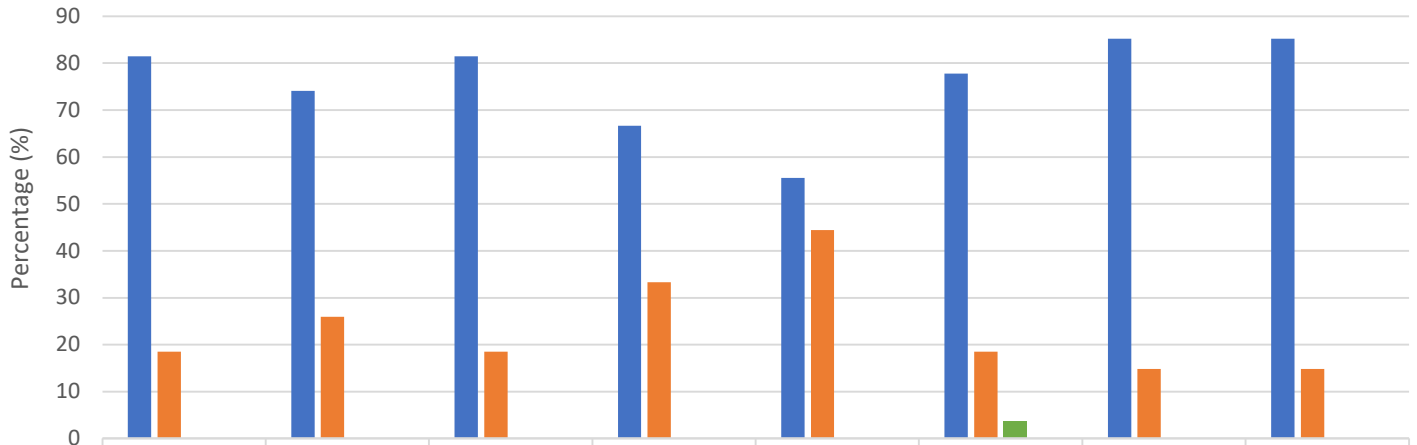
■ Excellent ■ Good ■ Average ■ Poor



Course Content

Dept. of Law-3yrs (No. of Students = 27)

Students Feedback on Course Content [Law (3 yrs)]



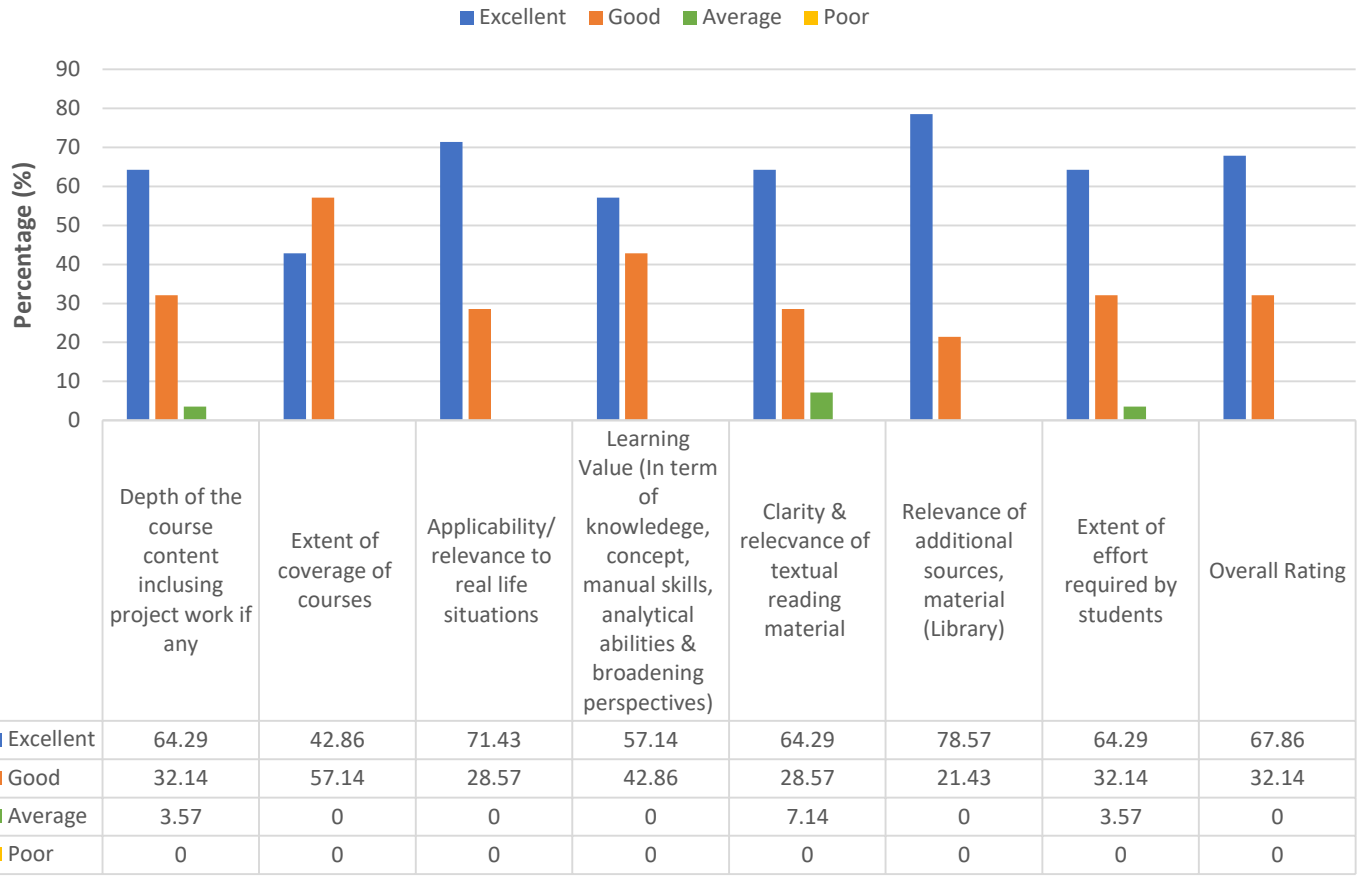
	Depth of the course content including project work if any	Extent of coverage of courses	Applicability/relevance to real life situations	Learning Value (In term of knowledge, concept, manual skills, analytical abilities & broadening perspectives)	Clarity & relevance of textual reading material	Relevance of additional sources, material (Library)	Extent of effort required by students	Overall Rating
Excellent	81.48	74.07	81.48	66.67	55.56	77.78	85.19	85.19
Good	18.52	25.93	18.52	33.33	44.44	18.52	14.81	14.81
Average	0	0	0	0	0	3.7	0	0
Poor	0	0	0	0	0	0	0	0

Course Content

■ Excellent ■ Good ■ Average ■ Poor

Dept. of Law-5yrs (No. of Students = 28)

Students Feedback on Course Content (Law-5yrs)

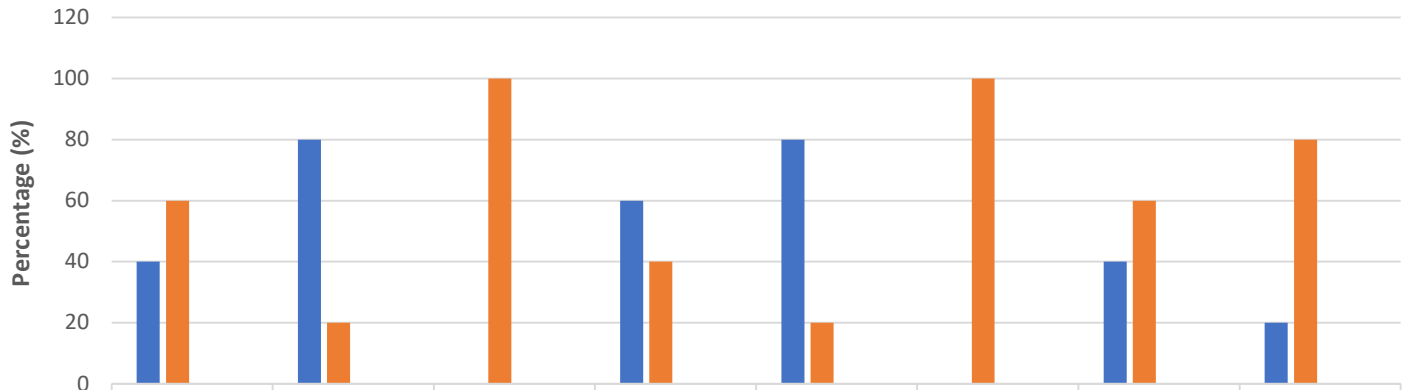


Course Content

Dept of Music (No. of Students = 6)

Students Feedback on Course Content (Music)

■ Excellent ■ Good ■ Average ■ Poor

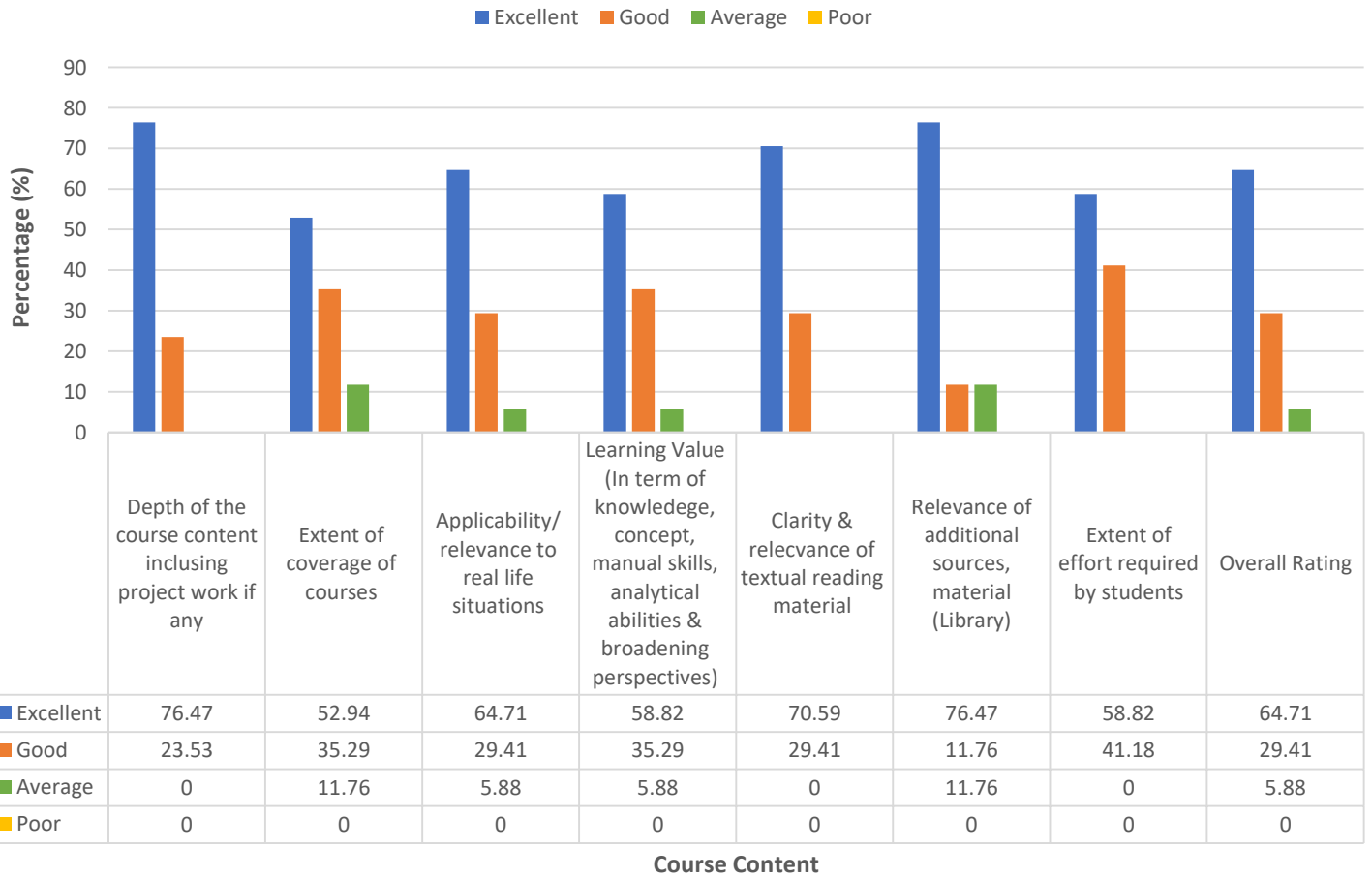


	Depth of the course content including project work if any	Extent of coverage of courses	Applicability/relevance to real life situations	Learning Value (In term of knowledge, concept, manual skills, analytical abilities & broadening perspectives)	Clarity & relevance of textual reading material	Relevance of additional sources, material (Library)	Extent of effort required by students	Overall Rating
■ Excellent	40	80	0	60	80	0	40	20
■ Good	60	20	100	40	20	100	60	80
■ Average	0	0	0	0	0	0	0	0
■ Poor	0	0	0	0	0	0	0	0

Course Content

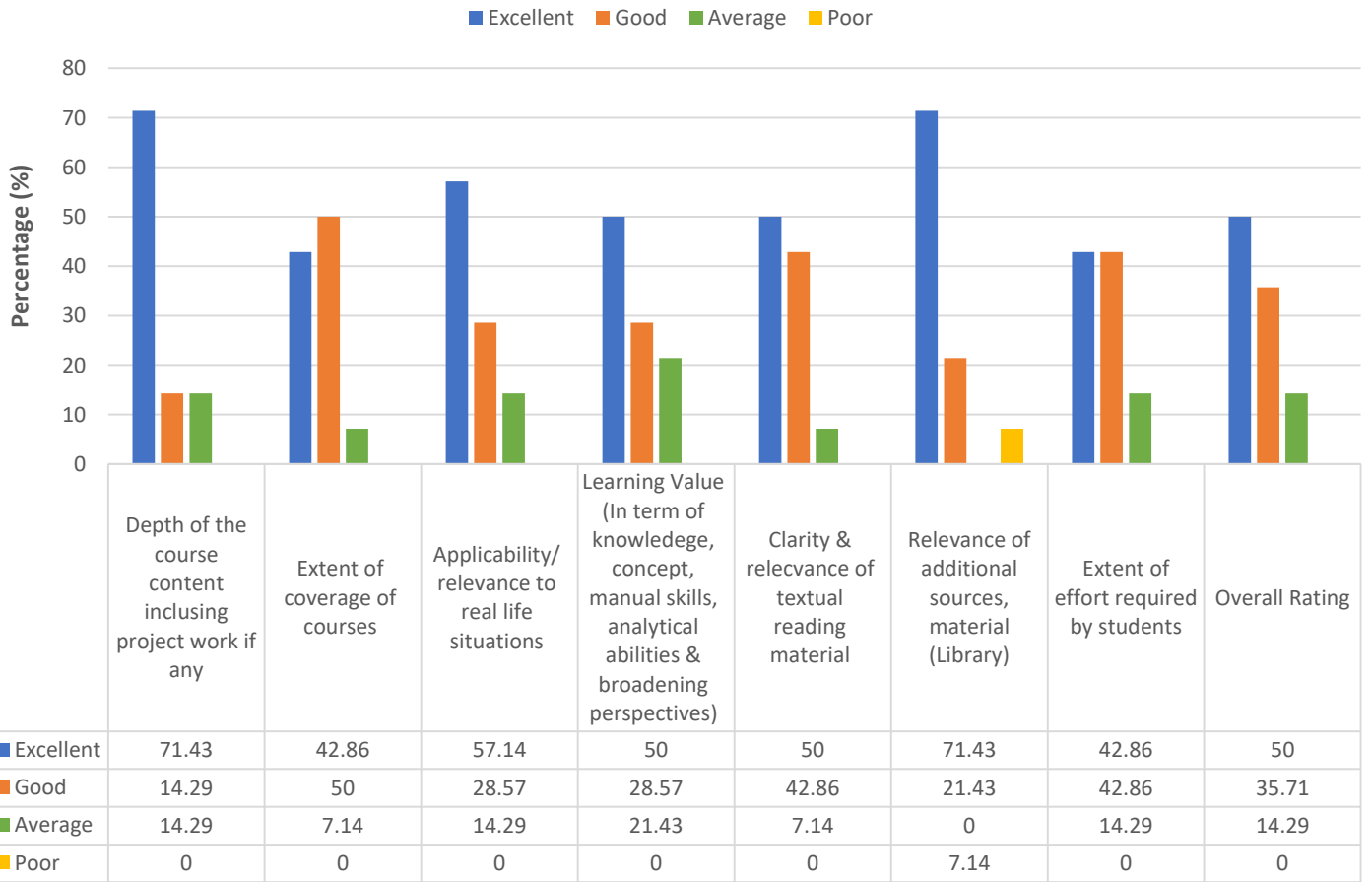
Dept. of Physical Education (BPED) (No. of Students =17)

Students Feedback on Course Content (Physical Education)



Dept. of Physical Education (MPED) (No. of Students =14)

Students Feedback on Course Content (Physical Education (MPED))

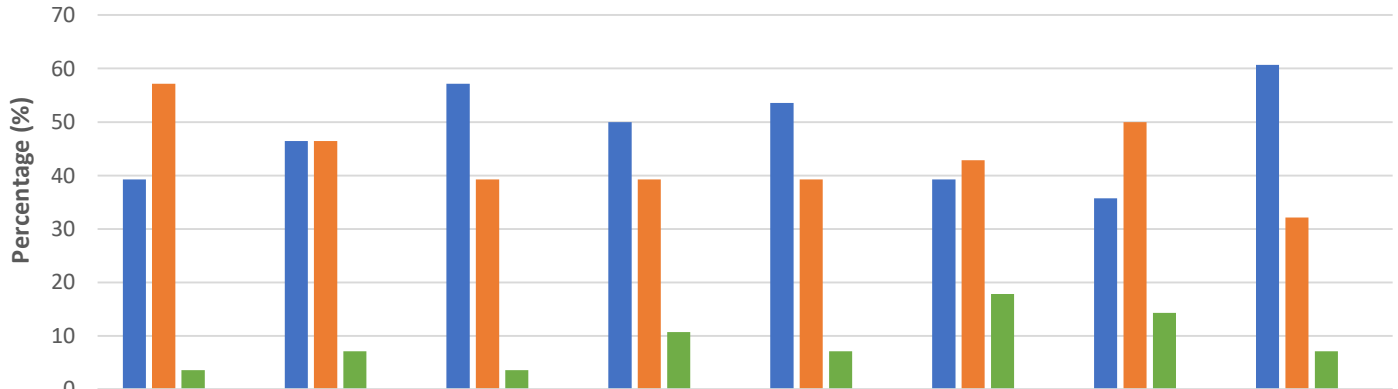


Course Content

Dept of Social Work (No. of Students=28)

Students Feedback on Course Content (Social Work)

■ Excellent ■ Good ■ Average ■ Poor



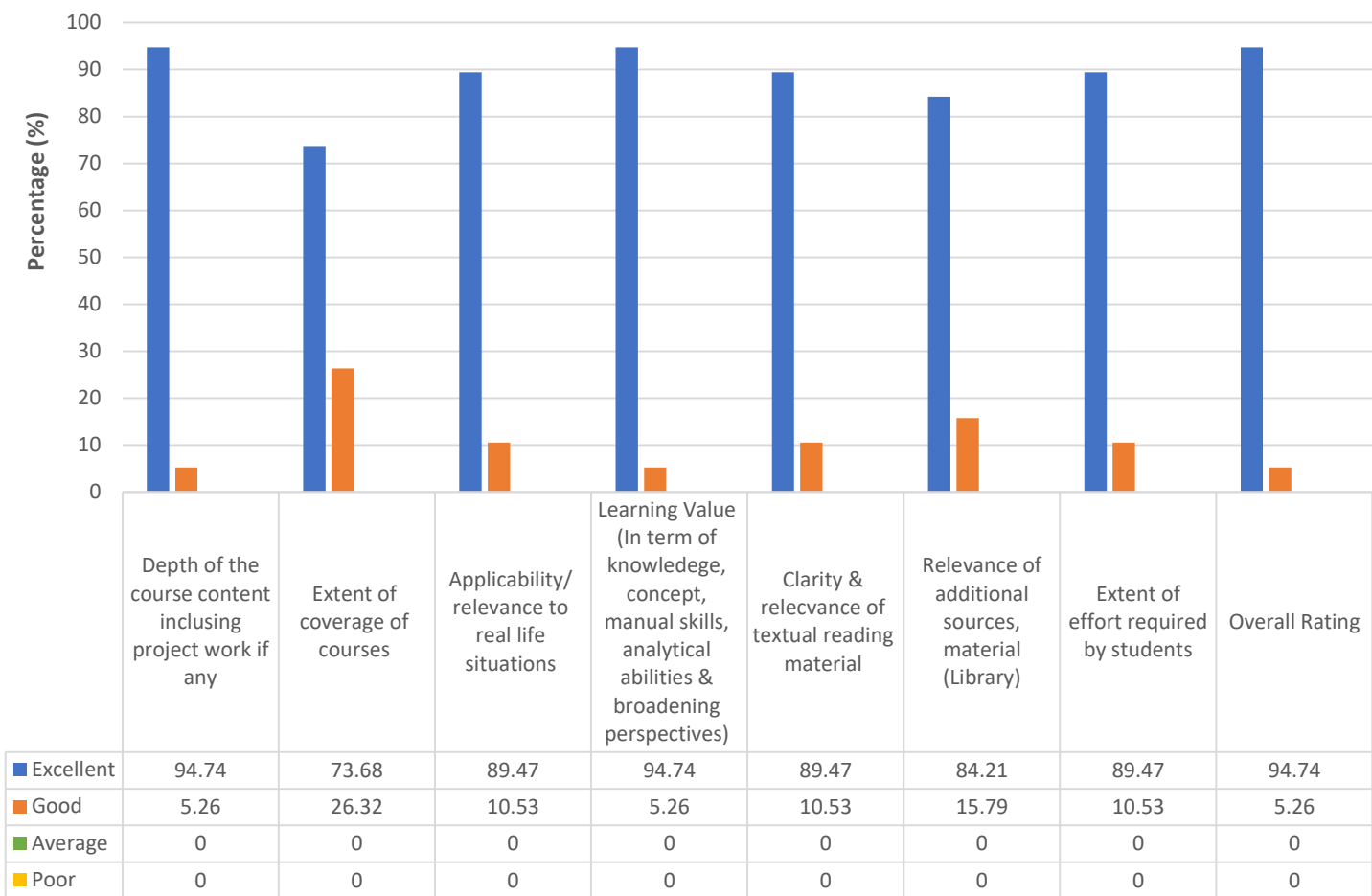
	Depth of the course content including project work if any	Extent of coverage of courses	Applicability/ relevance to real life situations	Learning Value (In term of knowledge, concept, manual skills, analytical abilities & broadening perspectives)	Clarity & relevance of textual reading material	Relevance of additional sources, material (Library)	Extent of effort required by students	Overall Rating
■ Excellent	39.29	46.43	57.14	50	53.57	39.29	35.71	60.71
■ Good	57.14	46.43	39.29	39.29	39.29	42.86	50	32.14
■ Average	3.57	7.14	3.57	10.71	7.14	17.86	14.29	7.14
■ Poor	0	0	0	0	0	0	0	0

Course Content

Dept of Telugu (No. of Students =19)

Students Feedback on Course Content (Telugu)

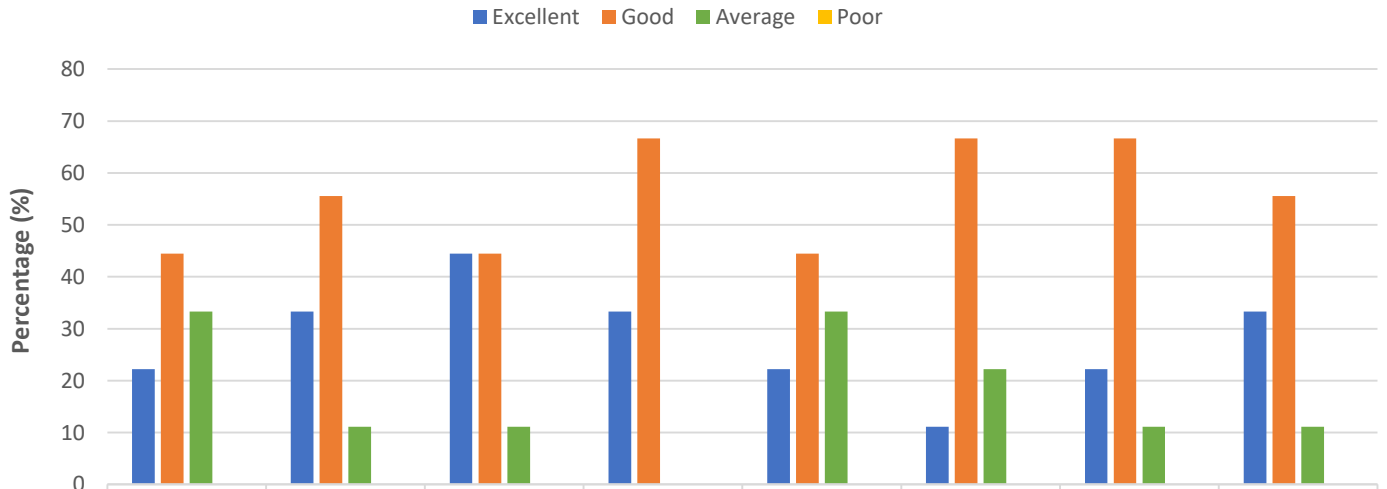
■ Excellent ■ Good ■ Average ■ Poor



Course Content

Dept of Women's Studies (No. of students = 9)

Students Feedback on Course Content (Women's Studies)

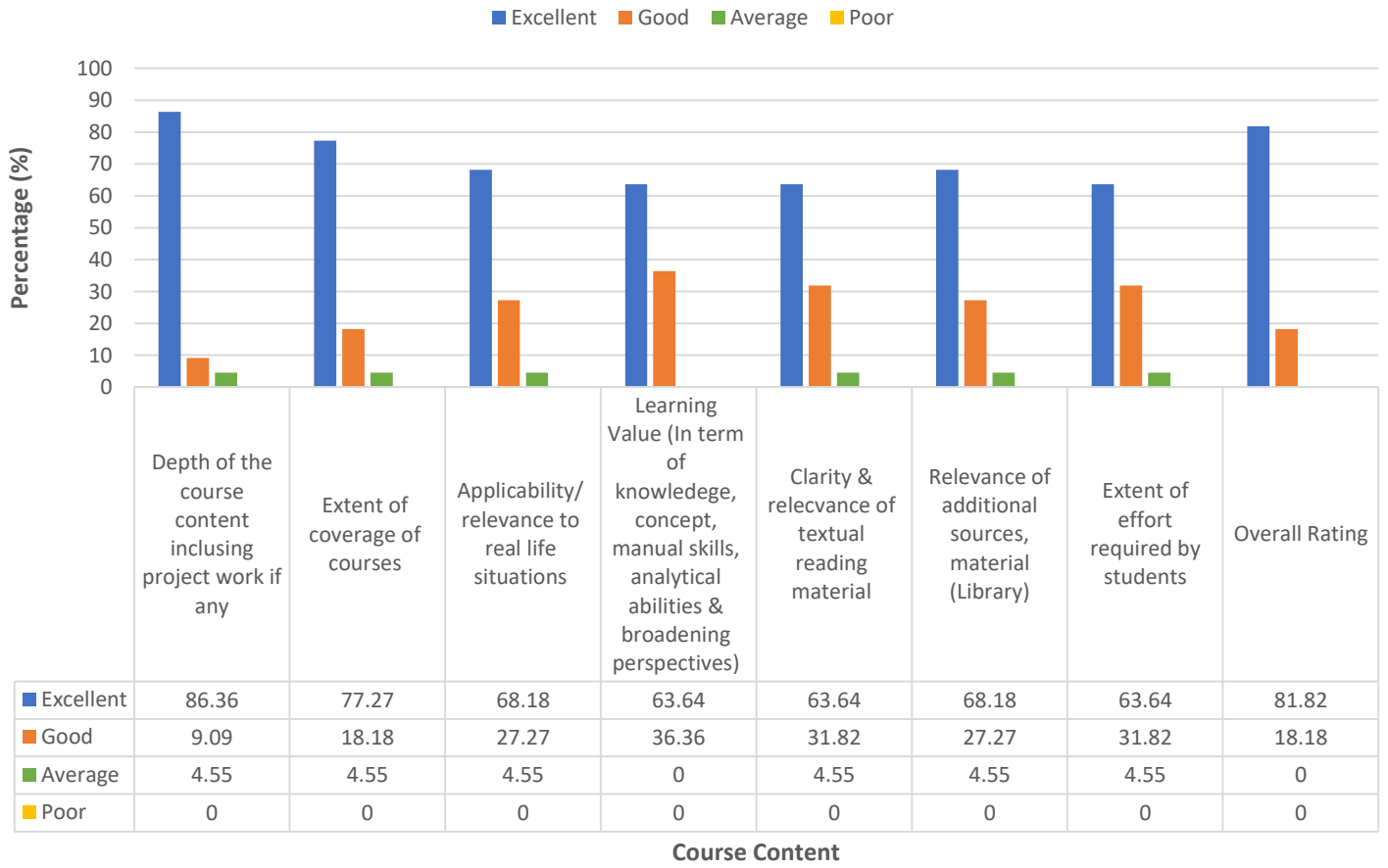


	Depth of the course content including project work if any	Extent of coverage of courses	Applicability/relevance to real life situations	Learning Value (In term of knowledge, concept, manual skills, analytical abilities & broadening perspectives)	Clarity & relevance of textual reading material	Relevance of additional sources, material (Library)	Extent of effort required by students	Overall Rating
■ Excellent	22.22	33.33	44.44	33.33	22.22	11.11	22.22	33.33
■ Good	44.44	55.56	44.44	66.67	44.44	66.67	66.67	55.56
■ Average	33.33	11.11	11.11	0	33.33	22.22	11.11	11.11
■ Poor	0	0	0	0	0	0	0	0

Course Content

Dept. of Women's Studies (Economics) (No. of Students =22)

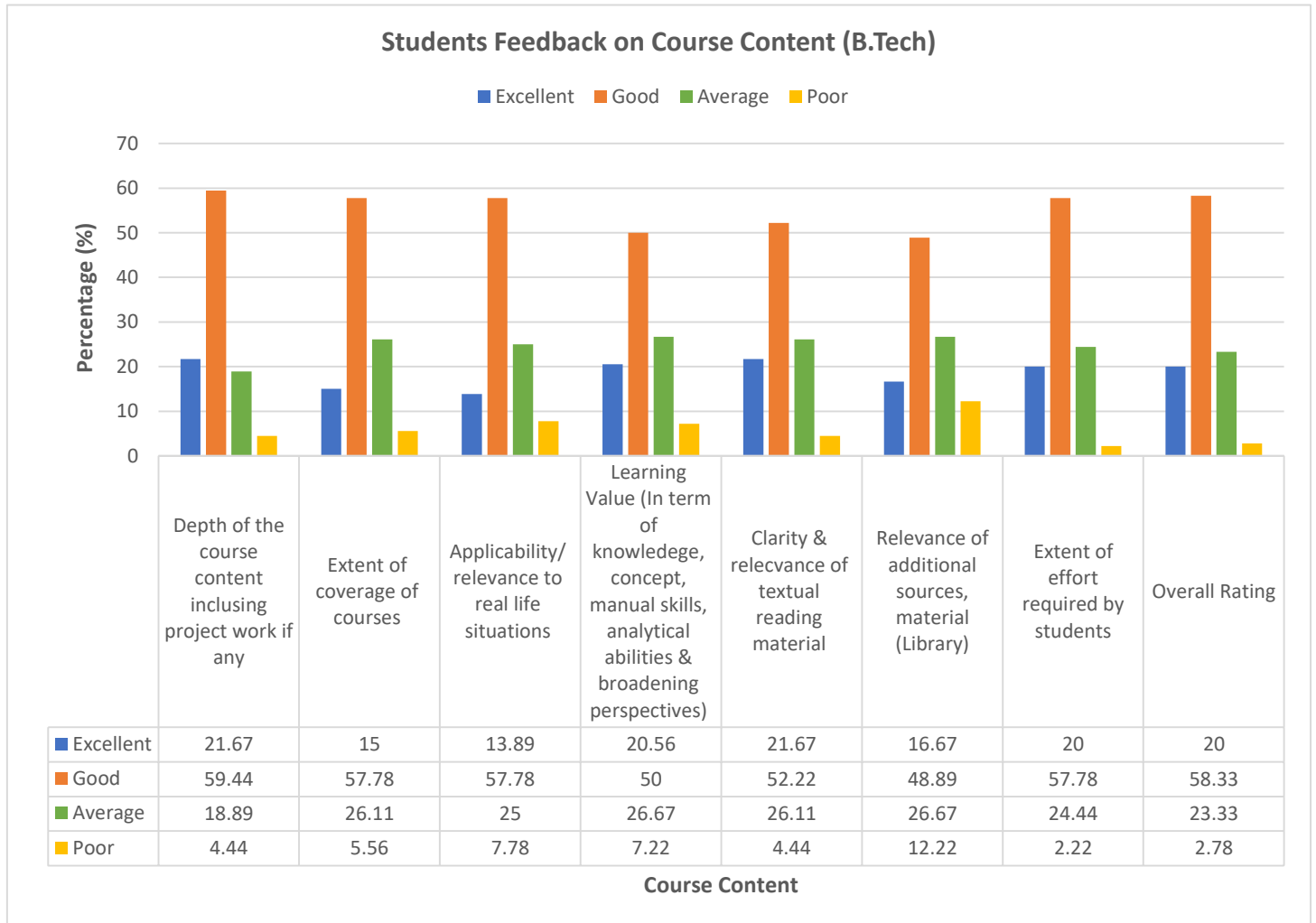
Students Feedback on Course Content (Economics)



Course Content

SCHOOL OF ENGINEERING

B.Tech (No. of students = 188)



FEEDBACK ON TEACHERS PERFORMANCE

A) Number of feedbacks received in 2018-2019 years

Year	Number of Students
2018-2019	1088

B) Questionnaire

S.No	Question
1.	Knowledge base of the teacher as perceived by you.
2.	Communication Skills (In terms of articulation and comprehensibility).
3.	Sincerity /Commitment of teacher.
4.	Interest generated by the teacher
5.	Ability to integrate course material with environment/other issues, to provide a broader perspective
6.	Ability to integrate content with other courses
	Accessibility of the teacher in and out of the class (include availability of the teacher to motivate further study and discussion outside class)
8.	Ability to design quizzes/Tests/assignments/examinations and projects to evaluate students understanding of the course
9.	Provision of sufficient time for feedback
10.	Overall rating

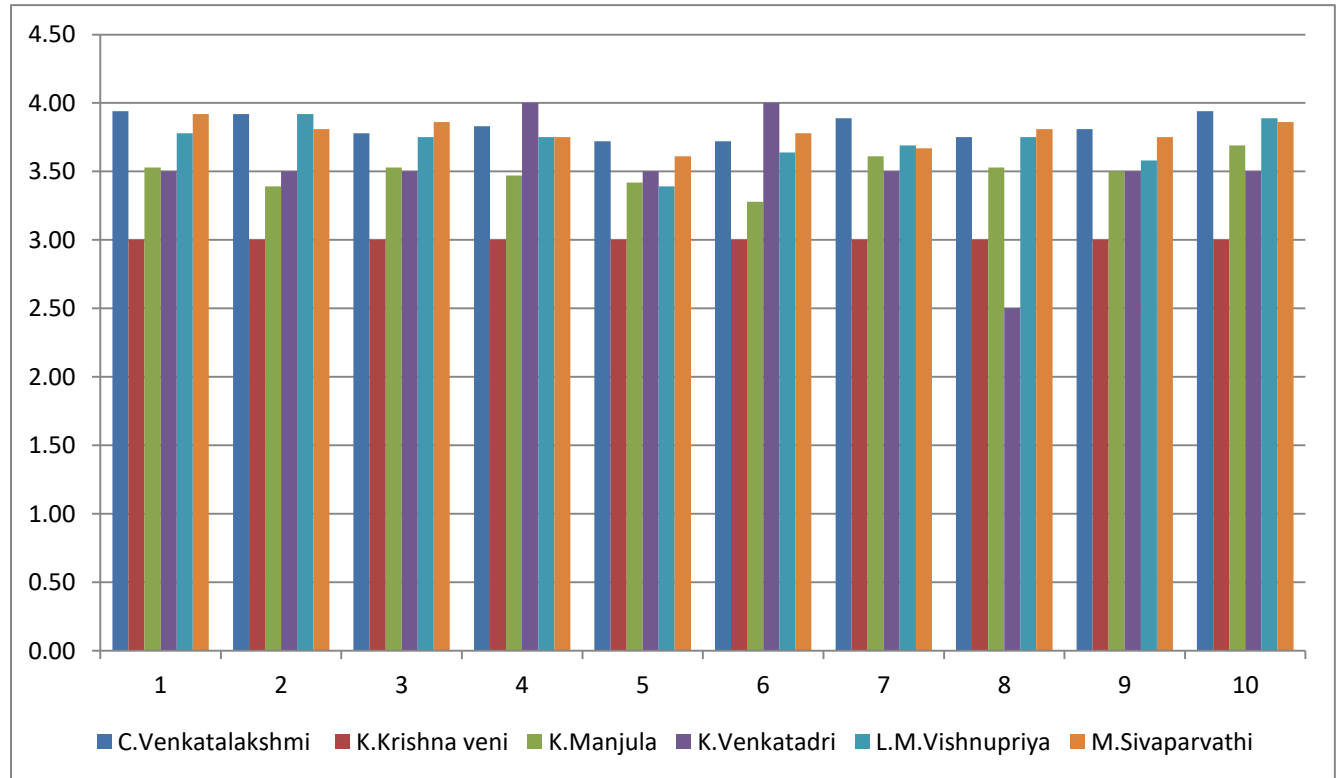
C) Scaling

Scale Range	0.5 – 1.5	1.5-2.5	2.5-3.5	3.5-4
Grade	Poor	Average	Good	Excellent

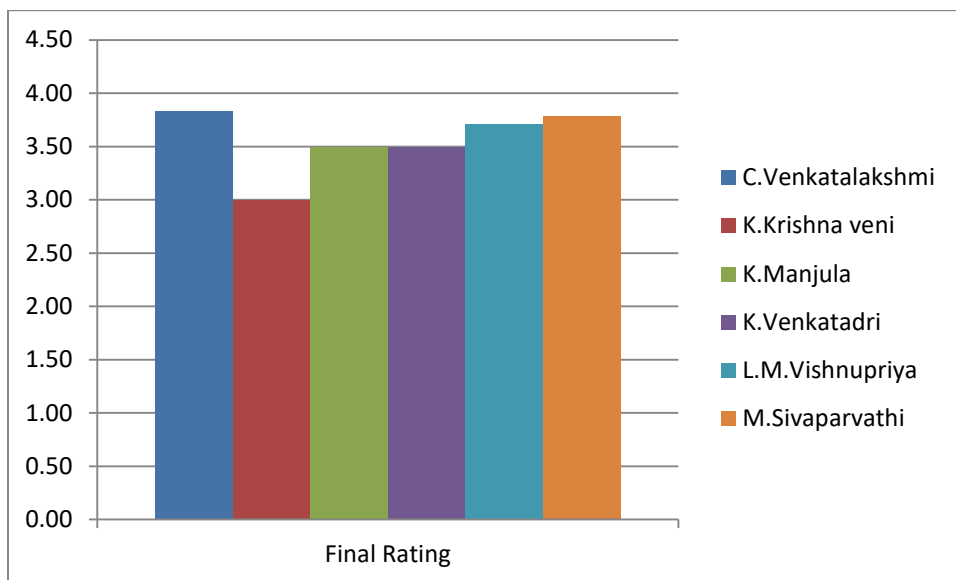
DEPARTMENT WISE STUDENT'S FEEDBACK ON TEACHERS PERFORMANCE

I. School of Sciences 1. Applied Mathematics

TEACHER'S NAME	Q1	Q2	Q3	Q4	Q5	Q6	Q7	Q8	Q9	Q10	Final Rating	Grade
C.Venkatalakshmi	3.94	3.92	3.78	3.83	3.72	3.72	3.89	3.75	3.81	3.94	3.83	Excellent
K.Krishna veni	3.00	3.00	3.00	3.00	3.00	3.00	3.00	3.00	3.00	3.00	3.00	Very Good
K.Manjula	3.53	3.39	3.53	3.47	3.42	3.28	3.61	3.53	3.50	3.69	3.50	Excellent
K.Venkatadri	3.50	3.50	3.50	4.00	3.50	4.00	3.50	2.50	3.50	3.50	3.50	Excellent
L.M.Vishnupriya	3.78	3.92	3.75	3.75	3.39	3.64	3.69	3.75	3.58	3.89	3.71	Excellent
M.Sivaparvathi	3.92	3.81	3.86	3.75	3.61	3.78	3.67	3.81	3.75	3.86	3.78	Excellent

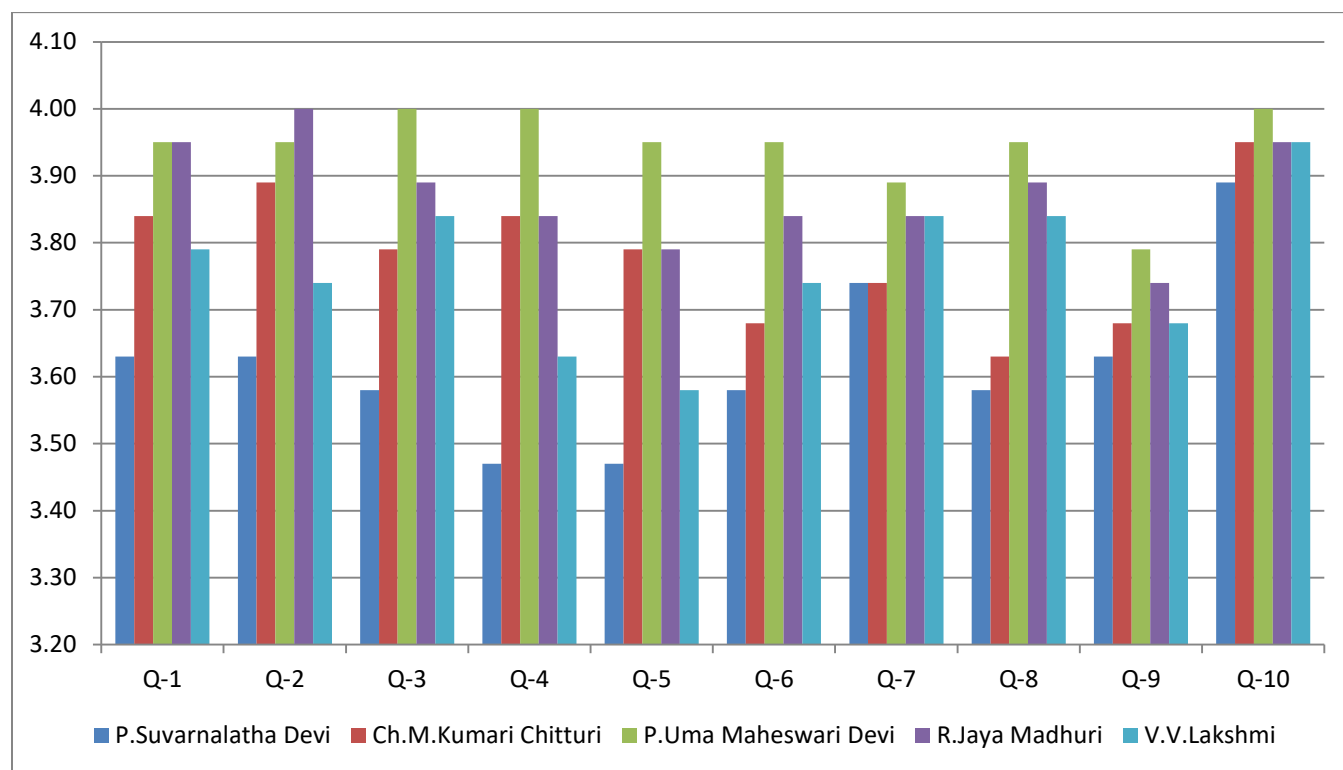


TEACHER'S NAME	OVERALL PERFORMANCE	Grade
C.Venkatalakshmi	3.83	Excellent
K.Krishna veni	3.00	Very Good
K.Manjula	3.50	Excellent
K.Venkatadri	3.50	Excellent
L.M.Vishnupriya	3.71	Excellent
M.Sivaparvathi	3.78	Excellent

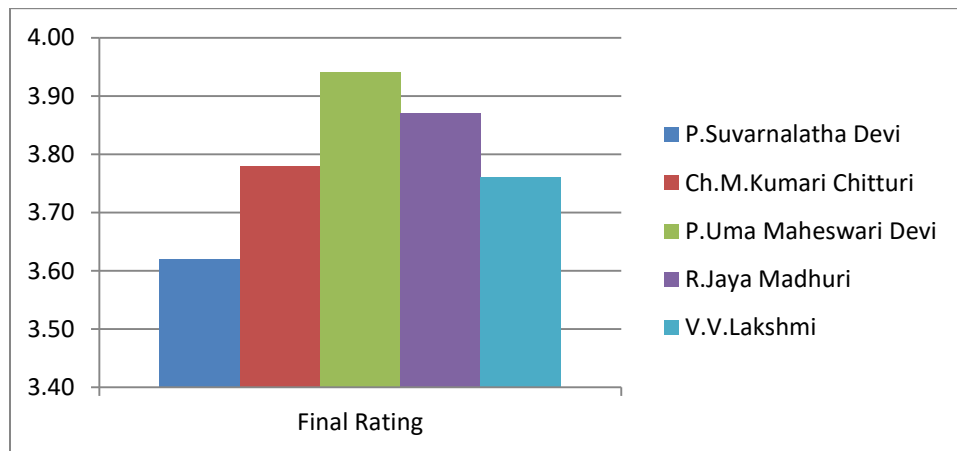


2. Applied Microbiology

TEACHER'S NAME	Q1	Q2	Q3	Q4	Q5	Q6	Q7	Q8	Q9	Q10	Final Rating	Grade
P.Suvarnalatha Devi	3.63	3.63	3.58	3.47	3.47	3.58	3.74	3.58	3.63	3.89	3.62	Excellent
Ch.M.Kumari Chitturi	3.84	3.89	3.79	3.84	3.79	3.68	3.74	3.63	3.68	3.95	3.78	Excellent
P.Uma Maheswari Devi	3.95	3.95	4.00	4.00	3.95	3.95	3.89	3.95	3.79	4.00	3.94	Excellent
R.Jaya Madhuri	3.95	4.00	3.89	3.84	3.79	3.84	3.84	3.89	3.74	3.95	3.87	Excellent
V.V.Lakshmi	3.79	3.74	3.84	3.63	3.58	3.74	3.84	3.84	3.68	3.95	3.76	Excellent

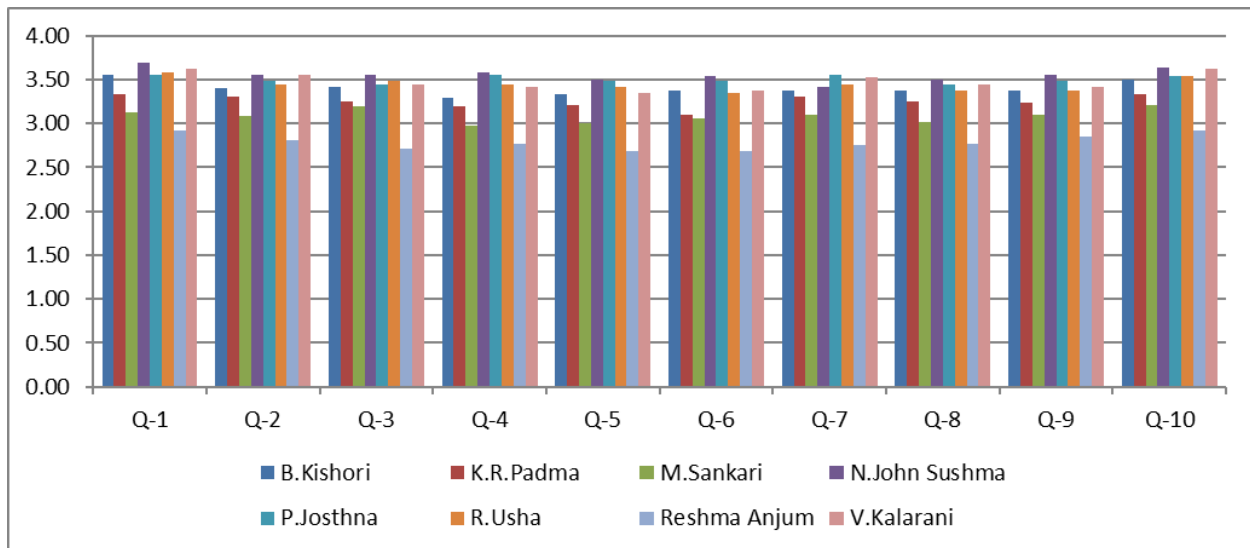


TEACHER'S NAME	OVERALL PERFORMANCE	GRADE
P.Suvarnalatha Devi	3.62	Excellent
Ch.M.Kumari Chitturi	3.78	Excellent
P.Uma Maheswari Devi	3.94	Excellent
R.Jaya Madhuri	3.87	Excellent
V.V.Lakshmi	3.76	Excellent

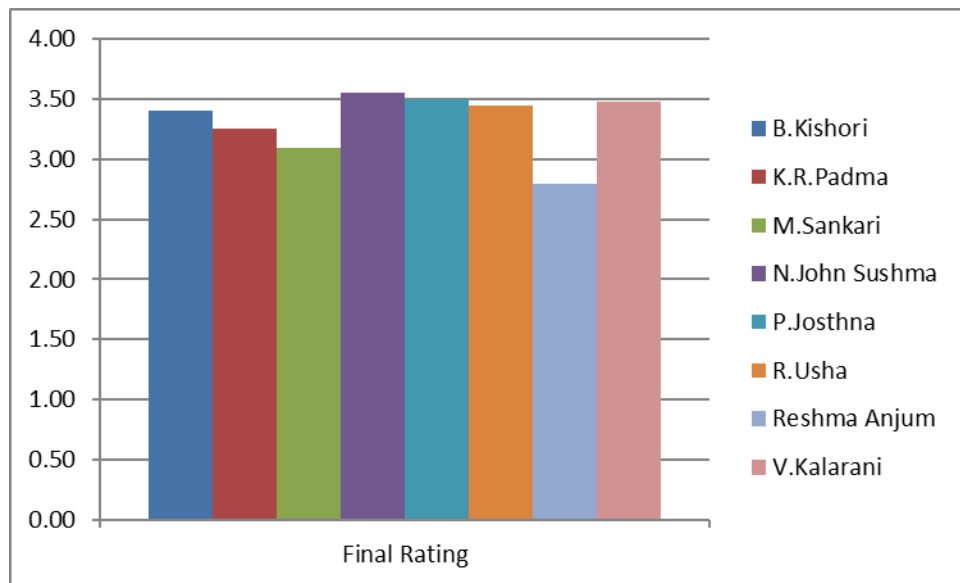


3. Biotechnology

TEACHER'S NAME	Q1	Q2	Q3	Q4	Q5	Q6	Q7	Q8	Q9	Q10	Final Rating	Grade
B.Kishori	3.56	3.40	3.42	3.29	3.33	3.37	3.37	3.38	3.38	3.50	3.40	Very Good
K.R.Padma	3.33	3.31	3.25	3.19	3.21	3.10	3.31	3.25	3.23	3.33	3.25	Very Good
M.Sankari	3.12	3.08	3.19	2.98	3.00	3.06	3.10	3.02	3.10	3.21	3.09	Very Good
N.John Sushma	3.69	3.56	3.56	3.58	3.50	3.54	3.42	3.50	3.56	3.63	3.55	Excellent
P.Josthna	3.56	3.48	3.44	3.56	3.48	3.48	3.56	3.44	3.48	3.54	3.50	Excellent
R.Usha	3.58	3.44	3.48	3.44	3.42	3.35	3.44	3.38	3.38	3.54	3.45	Very Good
Reshma Anjum	2.92	2.81	2.71	2.77	2.69	2.69	2.75	2.77	2.85	2.92	2.79	Very Good
V.Kalarani	3.62	3.56	3.44	3.42	3.35	3.37	3.52	3.44	3.42	3.62	3.48	Very Good

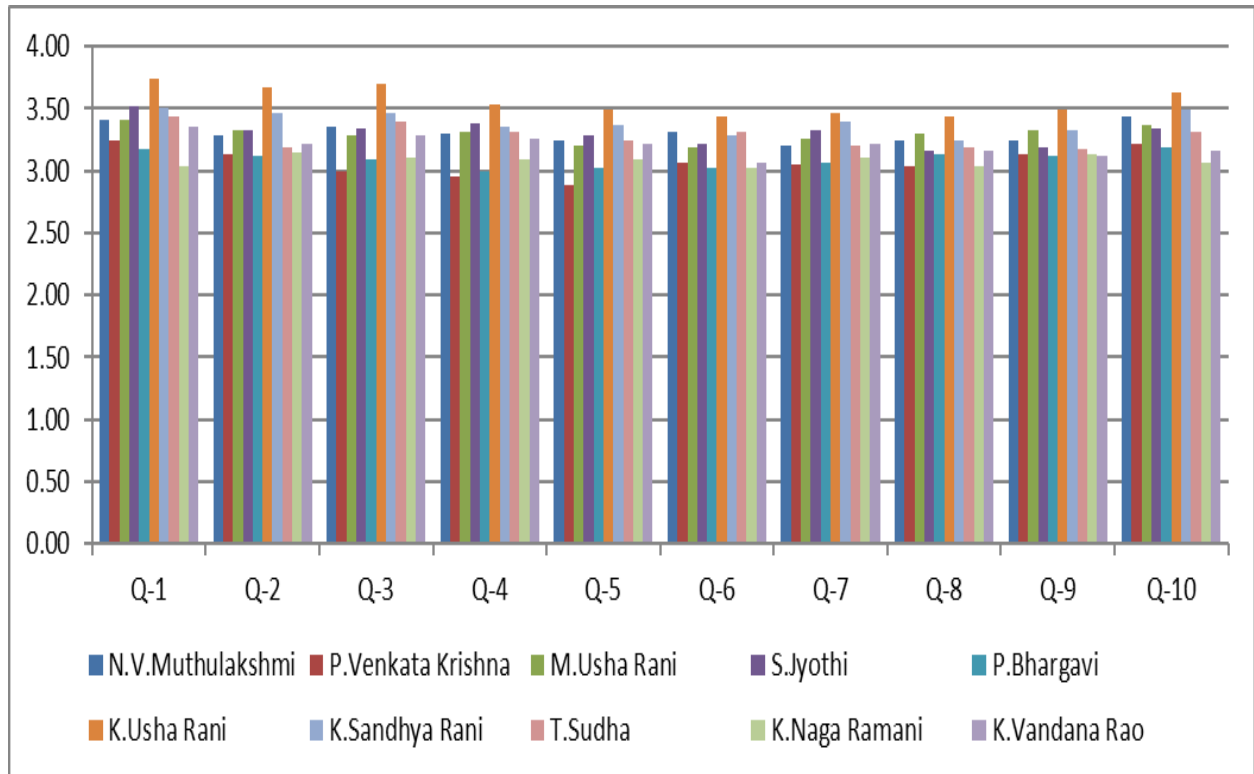


TEACHER'S NAME	OVERALL PERFORMANCE	GRADE
B.Kishori	3.40	Very Good
K.R.Padma	3.25	Very Good
M.Sankari	3.09	Very Good
N.John Sushma	3.55	Excellent
P.Josthna	3.50	Excellent
R.Usha	3.45	Very Good
Reshma Anjum	2.79	Very Good
V.Kalarani	3.48	Very Good

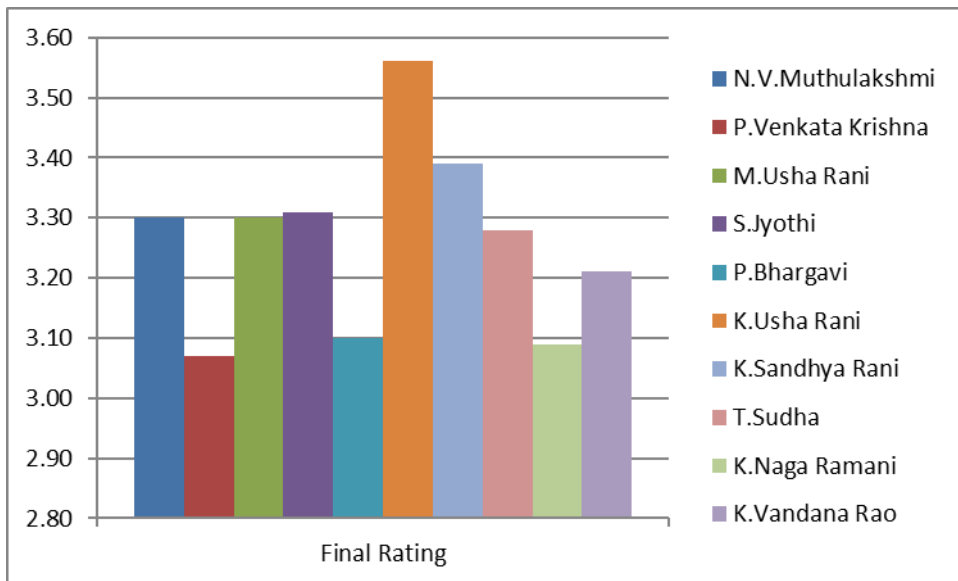


Master of Computer Applications

TEACHER'S NAME	Q1	Q2	Q3	Q4	Q5	Q6	Q7	Q8	Q9	Q10	Final Rating	Grade
N.V.Muthulakshmi	3.41	3.28	3.35	3.30	3.24	3.31	3.20	3.24	3.24	3.44	3.30	Very Good
P.Venkata Krishna	3.25	3.14	3.00	2.96	2.89	3.07	3.05	3.04	3.13	3.21	3.07	Very Good
M.Usha Rani	3.41	3.33	3.28	3.31	3.20	3.19	3.26	3.30	3.33	3.37	3.30	Very Good
S.Jyothi	3.52	3.33	3.34	3.38	3.29	3.21	3.33	3.16	3.19	3.34	3.31	Very Good
P.Bhargavi	3.17	3.12	3.09	3.00	3.02	3.03	3.07	3.14	3.12	3.19	3.10	Very Good
K.Usha Rani	3.74	3.67	3.70	3.53	3.49	3.44	3.47	3.44	3.49	3.63	3.56	Excellent
K.Sandhya Rani	3.51	3.46	3.46	3.35	3.37	3.28	3.39	3.25	3.32	3.49	3.39	Very Good
T.Sudha	3.44	3.19	3.39	3.31	3.24	3.31	3.20	3.19	3.17	3.31	3.28	Very Good
K.Naga Ramani	3.04	3.15	3.11	3.09	3.09	3.02	3.11	3.04	3.13	3.07	3.09	Very Good
K.Vandana Rao	3.36	3.21	3.28	3.26	3.22	3.07	3.21	3.16	3.12	3.16	3.21	Very Good
N.V.Muthulakshmi	3.41	3.28	3.35	3.30	3.24	3.31	3.20	3.24	3.24	3.44	3.30	Very Good

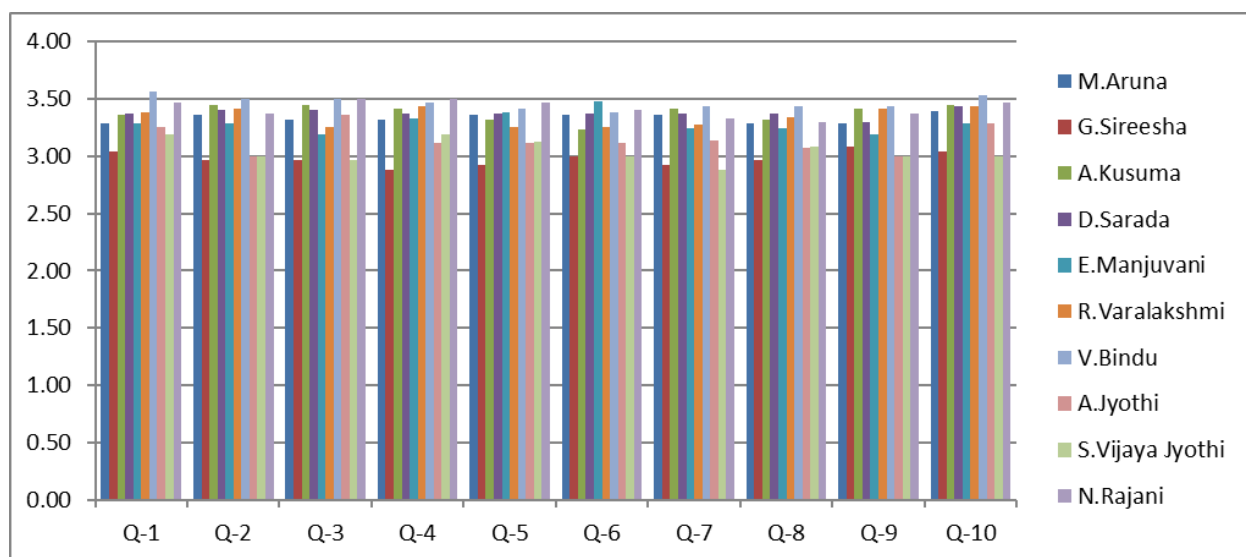


TEACHER'S NAME	OVERALL PERFORMANCE	GRADE
N.V.Muthulakshmi	3.30	Very Good
P.Venkata Krishna	3.07	Very Good
M.Usha Rani	3.30	Very Good
S.Jyothi	3.31	Very Good
P.Bhargavi	3.10	Very Good
K.Usha Rani	3.56	Excellent
K.Sandhya Rani	3.39	Very Good
T.Sudha	3.28	Very Good
K.Naga Ramani	3.09	Very Good
K.Vandana Rao	3.21	Very Good
N.V.Muthulakshmi	3.30	Very Good

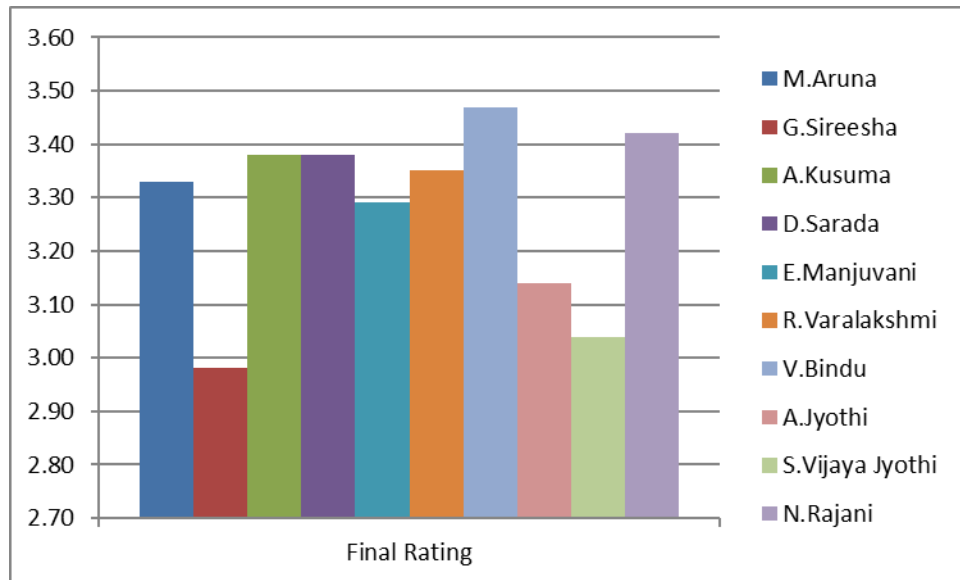


4. Department of Home Science

TEACHER'S NAME	Q1	Q2	Q3	Q4	Q5	Q6	Q7	Q8	Q9	Q10	Final Rating	Grade
M.Aruna	3.29	3.36	3.32	3.32	3.36	3.36	3.36	3.29	3.29	3.39	3.33	Very Good
G.Sireesha	3.04	2.96	2.96	2.88	2.92	3.00	2.92	2.96	3.08	3.04	2.98	Very Good
A.Kusuma	3.36	3.45	3.45	3.41	3.32	3.23	3.41	3.32	3.41	3.45	3.38	Very Good
D.Sarada	3.37	3.40	3.40	3.37	3.37	3.37	3.37	3.37	3.30	3.43	3.38	Very Good
E.Manjuvani	3.29	3.29	3.19	3.33	3.38	3.48	3.24	3.24	3.19	3.29	3.29	Very Good
R.Varalakshmi	3.38	3.41	3.25	3.44	3.25	3.25	3.28	3.34	3.41	3.44	3.35	Very Good
V.Bindu	3.56	3.50	3.50	3.47	3.41	3.38	3.44	3.44	3.44	3.53	3.47	Very Good
A.Jyothi	3.25	3.00	3.36	3.11	3.11	3.11	3.14	3.07	3.00	3.29	3.14	Very Good
S.Vijaya Jyothi	3.19	3.00	2.96	3.19	3.12	3.00	2.88	3.08	3.00	3.00	3.04	Very Good
N.Rajani	3.47	3.37	3.50	3.50	3.47	3.40	3.33	3.30	3.37	3.47	3.42	Very Good

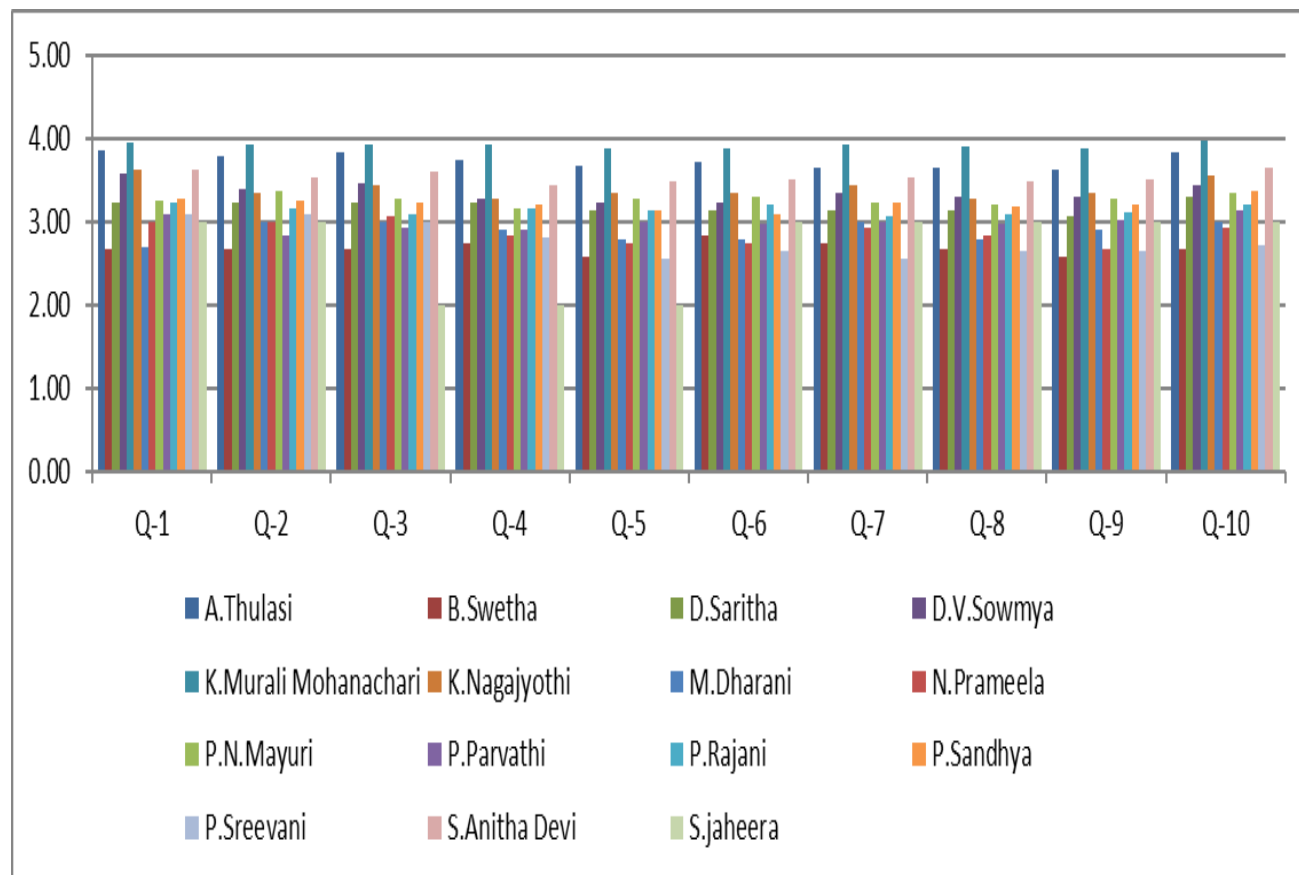


TEACHER'S NAME	OVERALL PERFORMANCE	GRADE
M.Aruna	3.33	Very Good
G.Sireesha	2.98	Very Good
A.Kusuma	3.38	Very Good
D.Sarada	3.38	Very Good
E.Manjuvani	3.29	Very Good
R.Varalakshmi	3.35	Very Good
V.Bindu	3.47	Very Good
A.Jyothi	3.14	Very Good
S.Vijaya Jyothi	3.04	Very Good
N.Rajani	3.42	Very Good

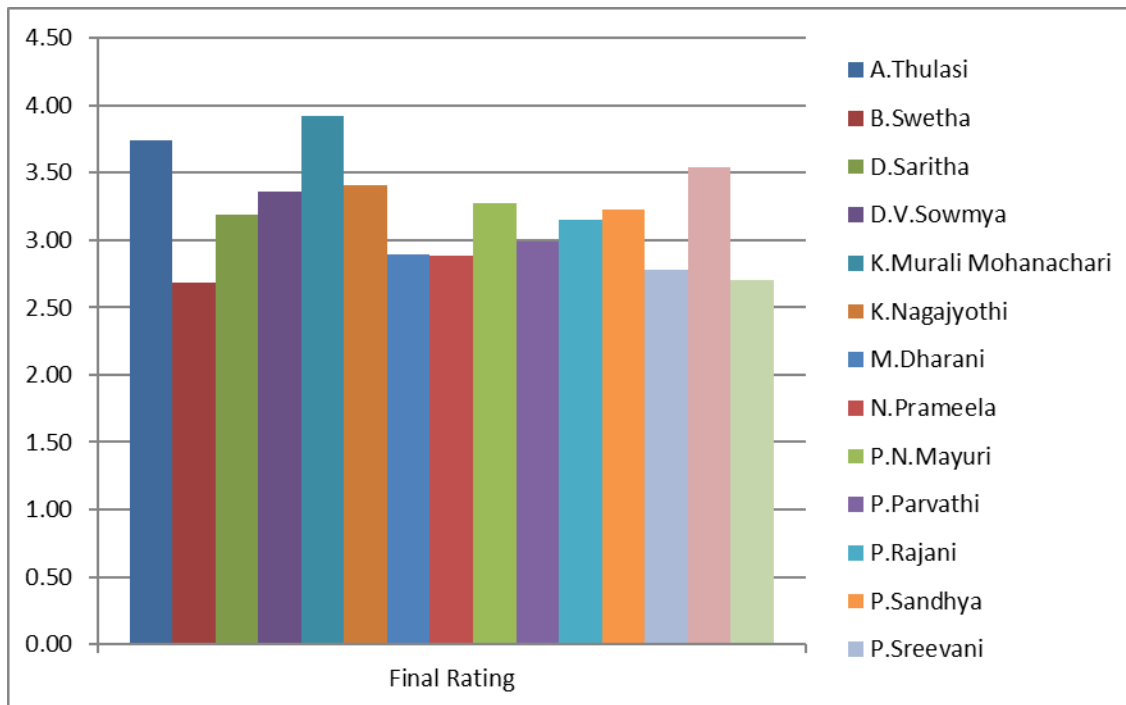


5. Organic Chemistry

TEACHER'S NAME	Q1	Q2	Q3	Q4	Q5	Q6	Q7	Q8	Q9	Q10	Final Rating	Grade
A.Thulasi	3.86	3.78	3.83	3.74	3.68	3.72	3.66	3.66	3.62	3.84	3.74	Excellent
B.Swetha	2.67	2.67	2.67	2.75	2.58	2.83	2.75	2.67	2.58	2.67	2.68	Very Good
D.Saritha	3.23	3.23	3.23	3.23	3.15	3.15	3.15	3.15	3.08	3.31	3.19	Very Good
D.V.Sowmya	3.59	3.40	3.46	3.28	3.24	3.24	3.35	3.31	3.30	3.45	3.36	Very Good
K.Murali Mohanachari	3.96	3.94	3.94	3.92	3.88	3.88	3.93	3.90	3.89	3.97	3.92	Excellent
K.Nagajyothi	3.64	3.36	3.45	3.27	3.36	3.36	3.45	3.27	3.36	3.55	3.41	Very Good
M.Dharani	2.70	3.00	3.00	2.90	2.80	2.80	3.00	2.80	2.90	3.00	2.89	Very Good
N.Prameela	3.00	3.00	3.08	2.83	2.75	2.75	2.92	2.83	2.67	2.92	2.88	Very Good
P.N.Mayuri	3.26	3.38	3.27	3.16	3.27	3.30	3.24	3.20	3.27	3.36	3.27	Very Good
P.Parvathi	3.09	2.84	2.92	2.91	2.99	2.98	3.00	2.98	3.03	3.13	2.99	Very Good
P.Rajani	3.24	3.16	3.09	3.16	3.13	3.20	3.08	3.09	3.12	3.21	3.15	Very Good
P.Sandhya	3.29	3.25	3.24	3.22	3.14	3.10	3.24	3.18	3.22	3.37	3.23	Very Good
P.Sreevani	3.09	3.09	3.00	2.82	2.55	2.64	2.55	2.64	2.64	2.73	2.78	Very Good
S.Anitha Devi	3.62	3.54	3.61	3.45	3.48	3.51	3.53	3.50	3.52	3.65	3.54	Excellent
S.jaheera	3.00	3.00	2.00	2.00	2.00	3.00	3.00	3.00	3.00	3.00	2.70	Very Good

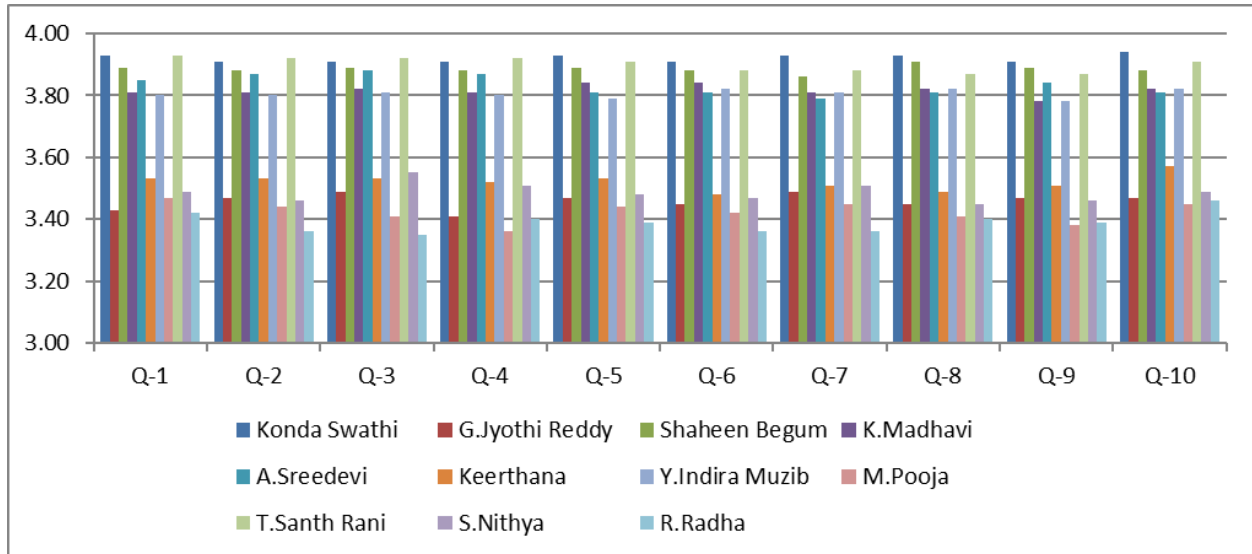


TEACHER'S NAME	OVERALL PERFORMANCE	GRADE
A.Thulasi	3.74	Excellent
B.Swetha	2.68	Very Good
D.Saritha	3.19	Very Good
D.V.Sowmya	3.36	Very Good
K.Murali Mohanachari	3.92	Excellent
K.Nagajyothi	3.41	Very Good
M.Dharani	2.89	Very Good
N.Prameela	2.88	Very Good
P.N.Mayuri	3.27	Very Good
P.Parvathi	2.99	Very Good
P.Rajani	3.15	Very Good
P.Sandhya	3.23	Very Good
P.Sreevani	2.78	Very Good
S.Anitha Devi	3.54	Excellent
S.jaheera	2.70	Very Good

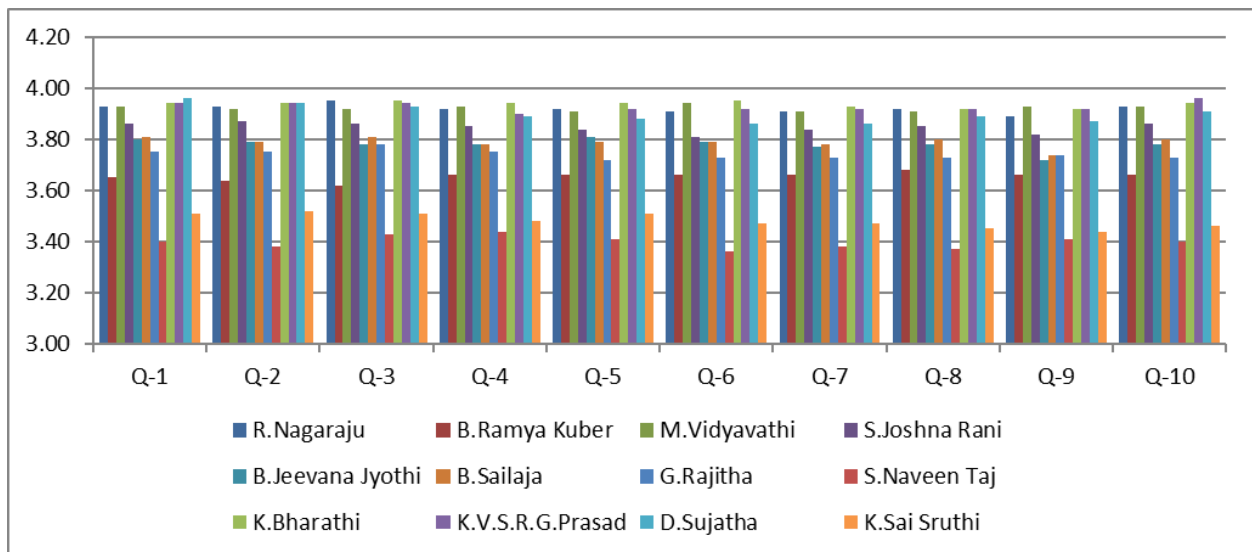


6. Institute of Pharmaceutical Technology

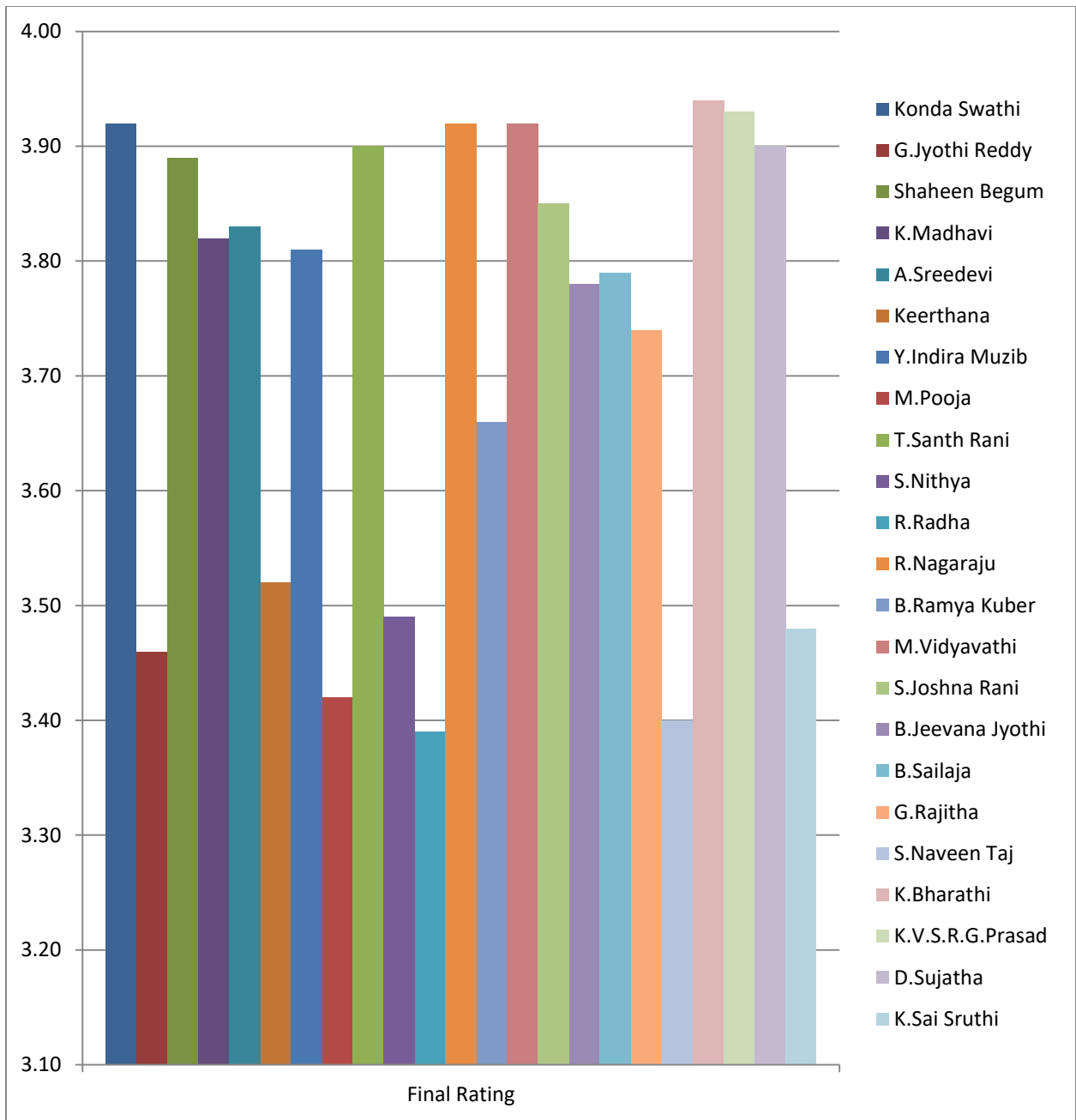
TEACHER'S NAME	Q1	Q2	Q3	Q4	Q5	Q6	Q7	Q8	Q9	Q10	Final Rating	Grade
Konda Swathi	3.93	3.91	3.91	3.91	3.93	3.91	3.93	3.93	3.91	3.94	3.92	Excellent
G.Jyothi Reddy	3.43	3.47	3.49	3.41	3.47	3.45	3.49	3.45	3.47	3.47	3.46	Very Good
Shaheen Begum	3.89	3.88	3.89	3.88	3.89	3.88	3.86	3.91	3.89	3.88	3.89	Excellent
K.Madhavi	3.81	3.81	3.82	3.81	3.84	3.84	3.81	3.82	3.78	3.82	3.82	Excellent
A.Sreedevi	3.85	3.87	3.88	3.87	3.81	3.81	3.79	3.81	3.84	3.81	3.83	Excellent
Keerthana	3.53	3.53	3.53	3.52	3.53	3.48	3.51	3.49	3.51	3.57	3.52	Excellent
Y.Indira Muzib	3.80	3.80	3.81	3.80	3.79	3.82	3.81	3.82	3.78	3.82	3.81	Excellent
M.Pooja	3.47	3.44	3.41	3.36	3.44	3.42	3.45	3.41	3.38	3.45	3.42	Very Good
T.Santh Rani	3.93	3.92	3.92	3.92	3.91	3.88	3.88	3.87	3.87	3.91	3.90	Excellent
S.Nithya	3.49	3.46	3.55	3.51	3.48	3.47	3.51	3.45	3.46	3.49	3.49	Very Good
R.Radha	3.42	3.36	3.35	3.40	3.39	3.36	3.36	3.40	3.39	3.46	3.39	Very Good



TEACHER'S NAME	Q1	Q2	Q3	Q4	Q5	Q6	Q7	Q8	Q9	Q10	Final Rating	Grade
R.Nagaraju	3.93	3.93	3.95	3.92	3.92	3.91	3.91	3.92	3.89	3.93	3.92	Excellent
B.Ramya Kuber	3.65	3.64	3.62	3.66	3.66	3.66	3.66	3.68	3.66	3.66	3.66	Excellent
M.Vidyavathi	3.93	3.92	3.92	3.93	3.91	3.94	3.91	3.91	3.93	3.93	3.92	Excellent
S.Joshna Rani	3.86	3.87	3.86	3.85	3.84	3.81	3.84	3.85	3.82	3.86	3.85	Excellent
B.Jeevana Jyothi	3.80	3.79	3.78	3.78	3.81	3.79	3.77	3.78	3.72	3.78	3.78	Excellent
B.Sailaja	3.81	3.79	3.81	3.78	3.79	3.79	3.78	3.80	3.74	3.80	3.79	Excellent
G.Rajitha	3.75	3.75	3.78	3.75	3.72	3.73	3.73	3.73	3.74	3.73	3.74	Excellent
S.Naveen Taj	3.40	3.38	3.43	3.44	3.41	3.36	3.38	3.37	3.41	3.40	3.40	Very Good
K.Bharathi	3.94	3.94	3.95	3.94	3.94	3.95	3.93	3.92	3.92	3.94	3.94	Excellent
K.V.S.R.G.Prasad	3.94	3.94	3.94	3.90	3.92	3.92	3.92	3.92	3.92	3.96	3.93	Excellent
D.Sujatha	3.96	3.94	3.93	3.89	3.88	3.86	3.86	3.89	3.87	3.91	3.90	Excellent
K.Sai Sruthi	3.51	3.52	3.51	3.48	3.51	3.47	3.47	3.45	3.44	3.46	3.48	Very Good

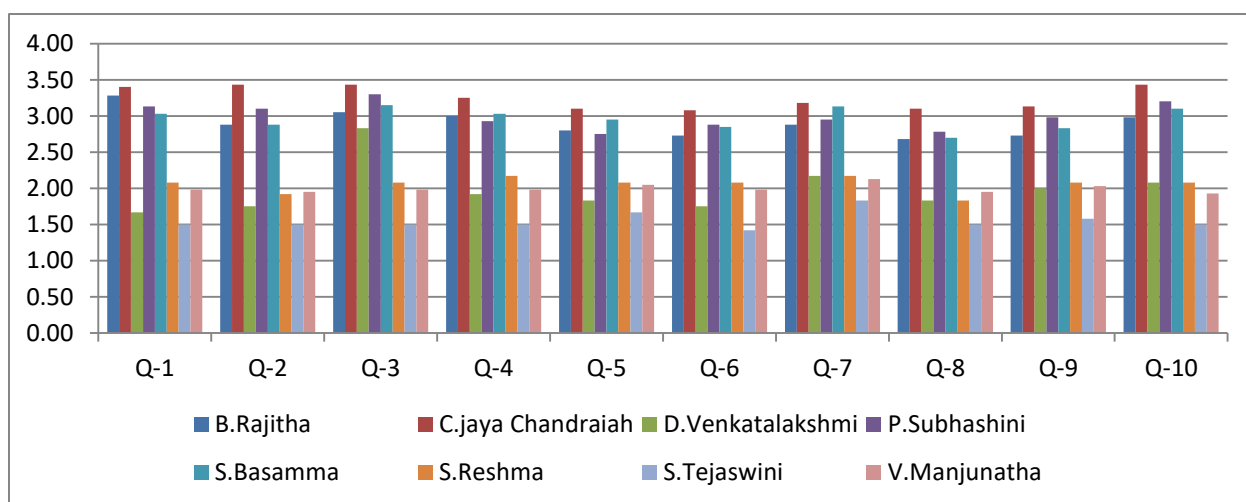


TEACHER'S NAME	OVERALL PERFORMANCE	GRADE
Konda Swathi	3.92	Excellent
G.Jyothi Reddy	3.46	Very Good
Shaheen Begum	3.89	Excellent
K.Madhavi	3.82	Excellent
A.Sreedevi	3.83	Excellent
Keerthana	3.52	Excellent
Y.Indira Muzib	3.81	Excellent
M.Pooja	3.42	Very Good
T.Santh Rani	3.90	Excellent
S.Nithya	3.49	Very Good
R.Radha	3.39	Very Good
R.Nagaraju	3.92	Excellent
B.Ramya Kuber	3.66	Excellent
M.Vidyavathi	3.92	Excellent
S.Joshna Rani	3.85	Excellent
B.Jeevana Jyothi	3.78	Excellent
B.Sailaja	3.79	Excellent
G.Rajitha	3.74	Excellent
S.Naveen Taj	3.40	Very Good
K.Bharathi	3.94	Excellent
K.V.S.R.G.Prasad	3.93	Excellent
D.Sujatha	3.90	Excellent
K.Sai Sruthi	3.48	Very Good

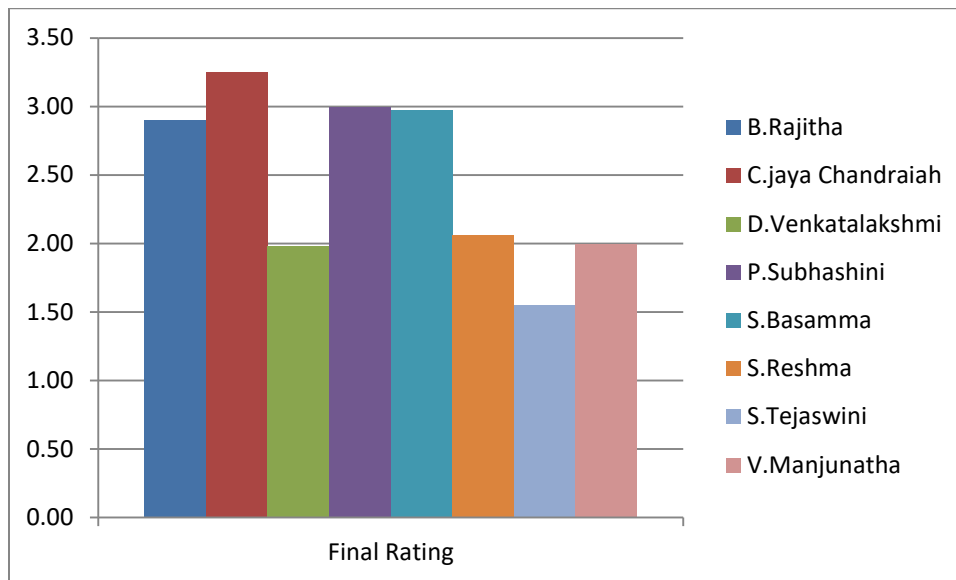


7. Physics

TEACHER'S NAME	Q1	Q2	Q3	Q4	Q5	Q6	Q7	Q8	Q9	Q10	Final Rating	Grade
B.Rajitha	3.28	2.88	3.05	3.00	2.80	2.73	2.88	2.68	2.73	2.98	2.90	Very Good
C.jaya Chandraiah	3.40	3.43	3.43	3.25	3.10	3.08	3.18	3.10	3.13	3.43	3.25	Very Good
D.Venkatalakshmi	1.67	1.75	2.83	1.92	1.83	1.75	2.17	1.83	2.00	2.08	1.98	Average
P.Subhashini	3.13	3.10	3.30	2.93	2.75	2.88	2.95	2.78	2.98	3.20	3.00	Very Good
S.Basamma	3.03	2.88	3.15	3.03	2.95	2.85	3.13	2.70	2.83	3.10	2.97	Very Good
S.Reshma	2.08	1.92	2.08	2.17	2.08	2.08	2.17	1.83	2.08	2.08	2.06	Average
S.Tejaswini	1.50	1.50	1.50	1.50	1.67	1.42	1.83	1.50	1.58	1.50	1.55	Average
V.Manjunatha	1.98	1.95	1.98	1.98	2.05	1.98	2.13	1.95	2.03	1.93	2.00	Average

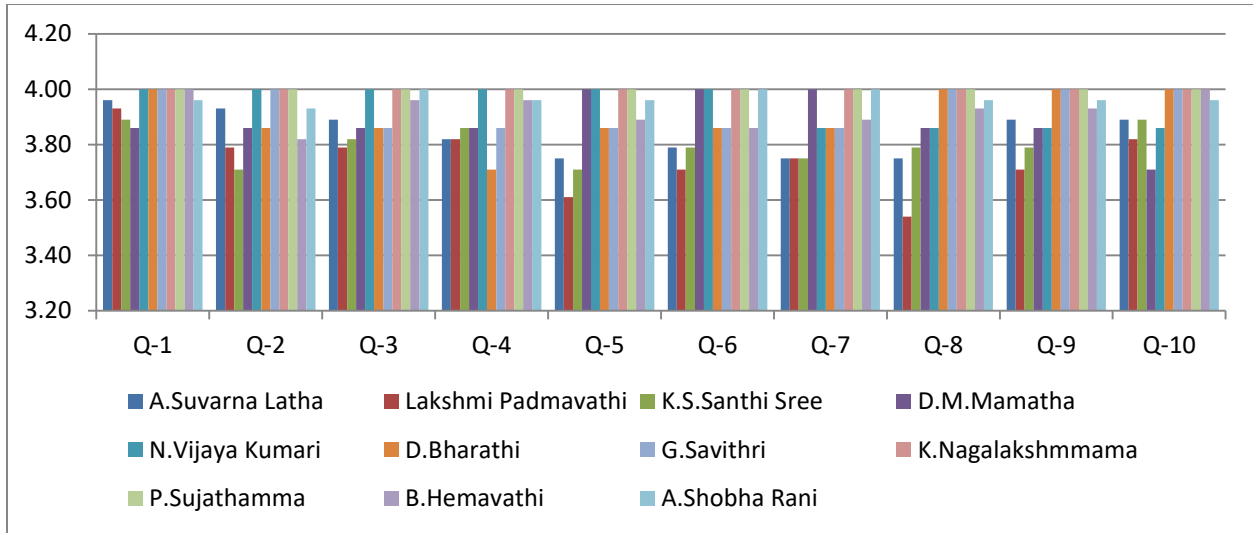


TEACHER'S NAME	OVERALL PERFORMANCE	GRADE
B.Rajitha	2.90	Very Good
C.jaya Chandraiah	3.25	Very Good
D.Venkatalakshmi	1.98	Average
P.Subhashini	3.00	Very Good
S.Basamma	2.97	Very Good
S.Reshma	2.06	Average
S.Tejaswini	1.55	Average
V.Manjunatha	2.00	Average

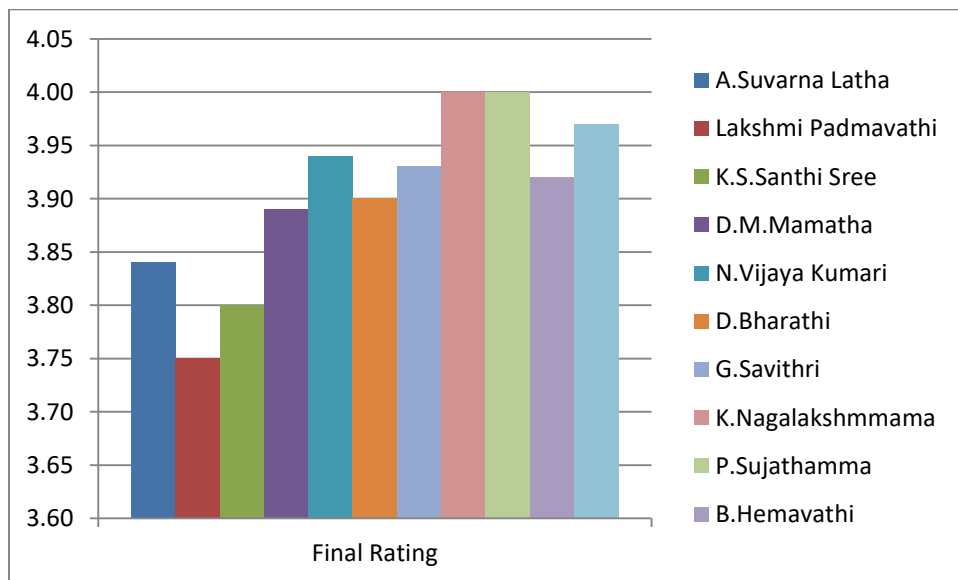


8. Sericulture

TEACHER'S NAME	Q1	Q2	Q3	Q4	Q5	Q6	Q7	Q8	Q9	Q10	Final Rating	Grade
A.Suvarna Latha	3.96	3.93	3.89	3.82	3.75	3.79	3.75	3.75	3.89	3.89	3.84	Excellent
Lakshmi Padmavathi	3.93	3.79	3.79	3.82	3.61	3.71	3.75	3.54	3.71	3.82	3.75	Excellent
K.S.Santhi Sree	3.89	3.71	3.82	3.86	3.71	3.79	3.75	3.79	3.79	3.89	3.80	Excellent
D.M.Mamatha	3.86	3.86	3.86	3.86	4.00	4.00	4.00	3.86	3.86	3.71	3.89	Excellent
N.Vijaya Kumari	4.00	4.00	4.00	4.00	4.00	4.00	3.86	3.86	3.86	3.86	3.94	Excellent
D.Bharathi	4.00	3.86	3.86	3.71	3.86	3.86	3.86	4.00	4.00	4.00	3.90	Excellent
G.Savithri	4.00	4.00	3.86	3.86	3.86	3.86	3.86	4.00	4.00	4.00	3.93	Excellent
K.Nagalakshmmama	4.00	4.00	4.00	4.00	4.00	4.00	4.00	4.00	4.00	4.00	4.00	Excellent
P.Sujathamma	4.00	4.00	4.00	4.00	4.00	4.00	4.00	4.00	4.00	4.00	4.00	Excellent
B.Hemavathi	4.00	3.82	3.96	3.96	3.89	3.86	3.89	3.93	3.93	4.00	3.92	Excellent
A.Shobha Rani	3.96	3.93	4.00	3.96	3.96	4.00	4.00	3.96	3.96	3.96	3.97	Excellent

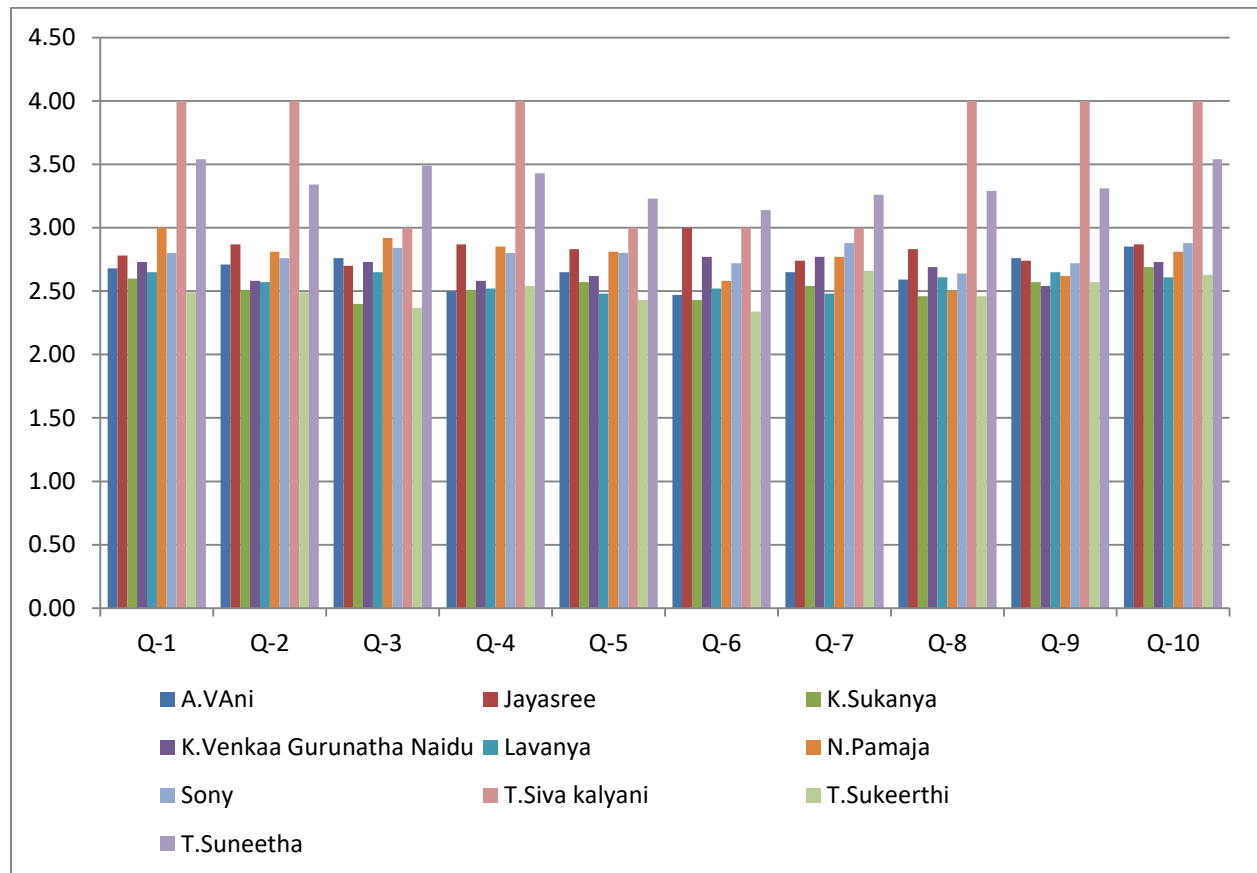


TEACHER'S NAME	OVERALL PERFORMANCE	GRADE
A.Suvarna Latha	3.84	Excellent
Lakshmi Padmavathi	3.75	Excellent
K.S.Santhi Sree	3.80	Excellent
D.M.Mamatha	3.89	Excellent
N.Vijaya Kumari	3.94	Excellent
D.Bharathi	3.90	Excellent
G.Savithri	3.93	Excellent
K.Nagalakshmmama	4.00	Excellent
P.Sujathamma	4.00	Excellent
B.Hemavathi	3.92	Excellent
A.Shobha Rani	3.97	Excellent

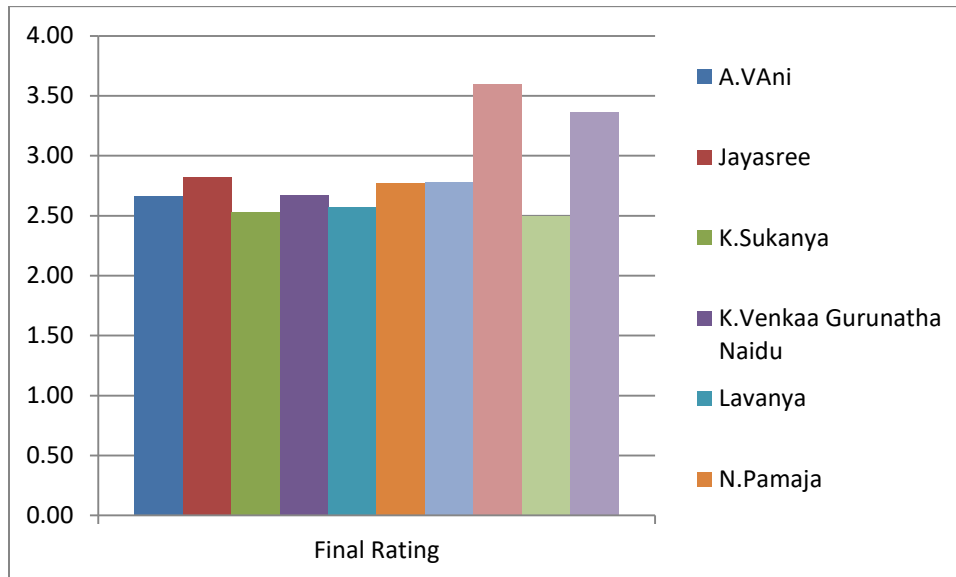


9. Statistics

TEACHER'S NAME	Q1	Q2	Q3	Q4	Q5	Q6	Q7	Q8	Q9	Q10	Final Rating	Grade
A.VAni	2.68	2.71	2.76	2.50	2.65	2.47	2.65	2.59	2.76	2.85	2.66	Very Good
Jayasree	2.78	2.87	2.70	2.87	2.83	3.00	2.74	2.83	2.74	2.87	2.82	Very Good
K.Sukanya	2.60	2.51	2.40	2.51	2.57	2.43	2.54	2.46	2.57	2.69	2.53	Very Good
K.Venkaa Gurunatha Naidu	2.73	2.58	2.73	2.58	2.62	2.77	2.77	2.69	2.54	2.73	2.67	Very Good
Lavanya	2.65	2.57	2.65	2.52	2.48	2.52	2.48	2.61	2.65	2.61	2.57	Very Good
N.Pamaja	3.00	2.81	2.92	2.85	2.81	2.58	2.77	2.50	2.62	2.81	2.77	Very Good
Sony	2.80	2.76	2.84	2.80	2.80	2.72	2.88	2.64	2.72	2.88	2.78	Very Good
T.Siva kalyani	4.00	4.00	3.00	4.00	3.00	3.00	3.00	4.00	4.00	4.00	3.60	Excellent
T.Sukeerthi	2.49	2.49	2.37	2.54	2.43	2.34	2.66	2.46	2.57	2.63	2.50	Very Good
T.Suneetha	3.54	3.34	3.49	3.43	3.23	3.14	3.26	3.29	3.31	3.54	3.36	Very Good



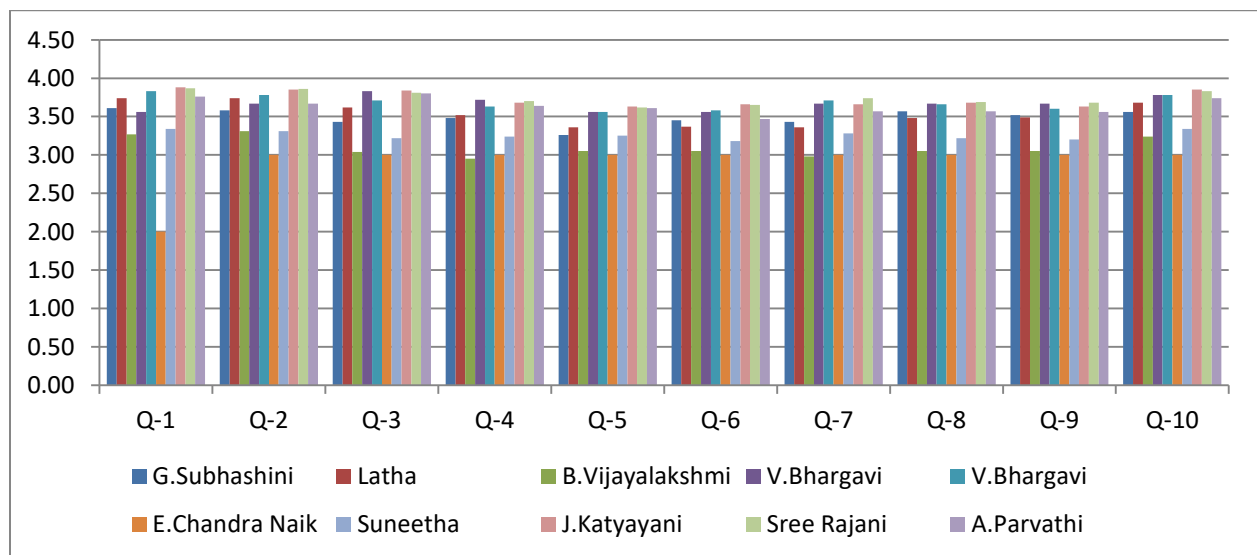
TEACHER'S NAME	OVERALL PERFORMANCE	GRADE
A.VAni	2.66	Very Good
Jayasree	2.82	Very Good
K.Sukanya	2.53	Very Good
K.Venkaa Gurunatha Naidu	2.67	Very Good
Lavanya	2.57	Very Good
N.Pamaja	2.77	Very Good
Sony	2.78	Very Good
T.Siva kalyani	3.60	Excellent
T.Sukeerthi	2.50	Very Good
T.Suneetha	3.36	Very Good



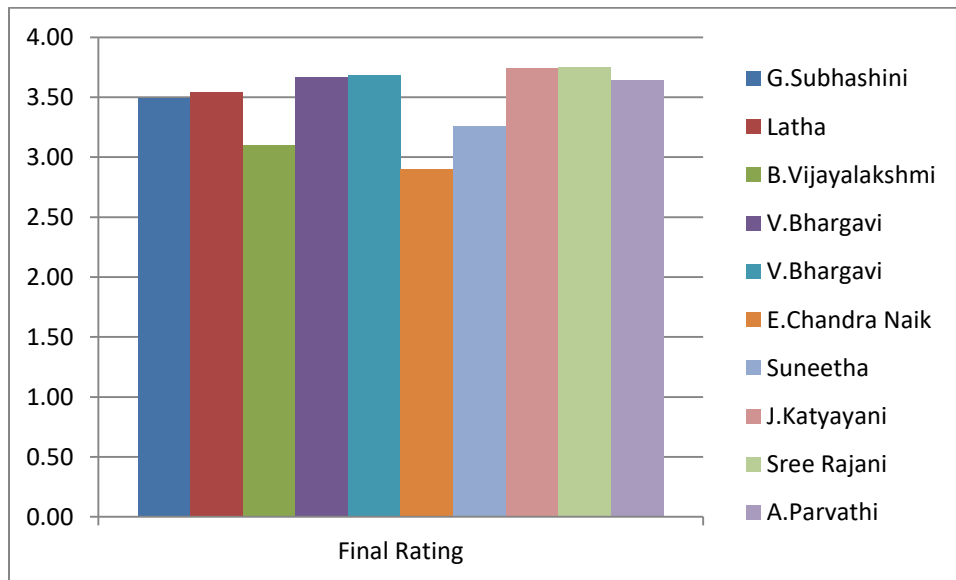
II. SCHOOL OF SOCIAL SCIENCES:

1. Business Administration

TEACHER'S NAME	Q1	Q2	Q3	Q4	Q5	Q6	Q7	Q8	Q9	Q10	Final Rating	Grade
G.Subhashini	3.61	3.58	3.43	3.48	3.26	3.45	3.43	3.57	3.52	3.56	3.49	Very Good
Latha	3.74	3.74	3.62	3.52	3.36	3.37	3.36	3.48	3.49	3.68	3.54	Excellent
B.Vijayalakshmi	3.27	3.31	3.04	2.95	3.05	3.05	2.98	3.05	3.05	3.24	3.10	Very Good
V.Bhargavi	3.56	3.67	3.83	3.72	3.56	3.56	3.67	3.67	3.67	3.78	3.67	Excellent
V.Bhargavi	3.83	3.78	3.71	3.63	3.56	3.58	3.71	3.66	3.60	3.78	3.68	Excellent
E.Chandra Naik	2.00	3.00	3.00	3.00	3.00	3.00	3.00	3.00	3.00	3.00	2.90	Very Good
Suneetha	3.34	3.31	3.22	3.24	3.25	3.18	3.28	3.22	3.20	3.34	3.26	Very Good
J.Katyayani	3.88	3.85	3.84	3.68	3.63	3.66	3.66	3.68	3.63	3.85	3.74	Excellent
Sree Rajani	3.87	3.86	3.81	3.70	3.62	3.65	3.74	3.69	3.68	3.83	3.75	Excellent
A.Parvathi	3.76	3.67	3.80	3.64	3.61	3.47	3.57	3.57	3.56	3.74	3.64	Excellent

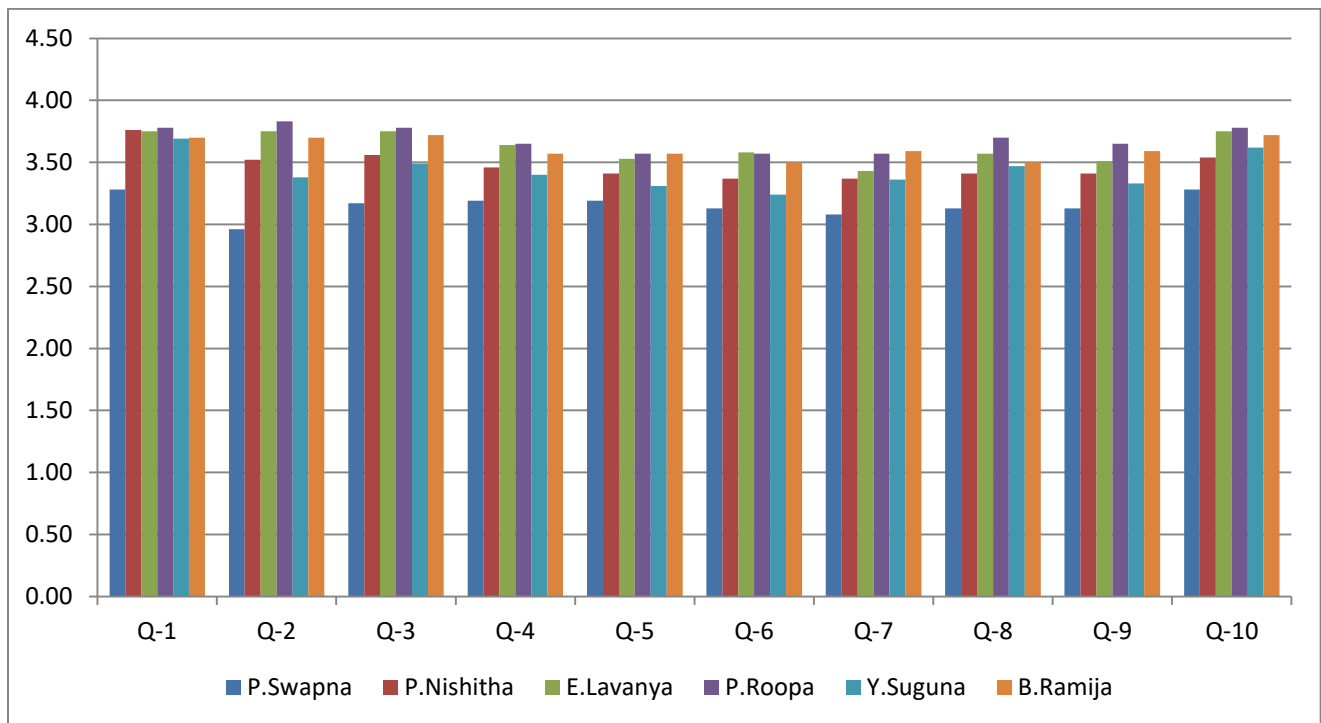


TEACHER'S NAME	OVERALL PERFORMANCE	GRADE
G.Subhashini	3.49	Very Good
Latha	3.54	Excellent
B.Vijayalakshmi	3.10	Very Good
V.Bhargavi	3.67	Excellent
V.Bhargavi	3.68	Excellent
E.Chandra Naik	2.90	Very Good
Suneetha	3.26	Very Good
J.Katyayani	3.74	Excellent
Sree Rajani	3.75	Excellent
A.Parvathi	3.64	Excellent

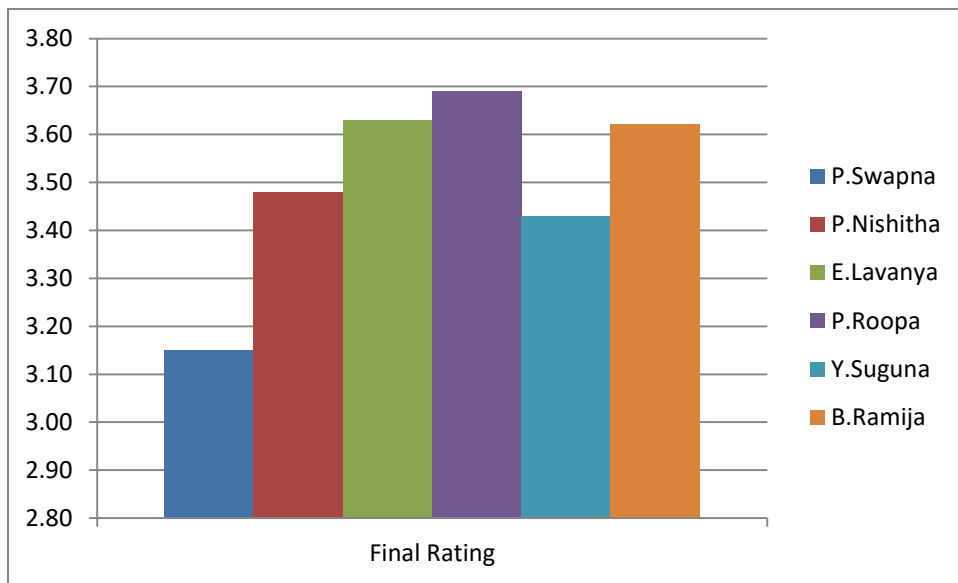


2. Commerce

TEACHER'S NAME	Q1	Q2	Q3	Q4	Q5	Q6	Q7	Q8	Q9	Q10	Final Rating	Grade
P.Swapna	3.28	2.96	3.17	3.19	3.19	3.13	3.08	3.13	3.13	3.28	3.15	Very Good
P.Nishitha	3.76	3.52	3.56	3.46	3.41	3.37	3.37	3.41	3.41	3.54	3.48	Very Good
E.Lavanya	3.75	3.75	3.75	3.64	3.53	3.58	3.43	3.57	3.51	3.75	3.63	Excellent
P.Roopa	3.78	3.83	3.78	3.65	3.57	3.57	3.57	3.70	3.65	3.78	3.69	Excellent
Y.Suguna	3.69	3.38	3.49	3.40	3.31	3.24	3.36	3.47	3.33	3.62	3.43	Very Good
B.Ramija	3.70	3.70	3.72	3.57	3.57	3.50	3.59	3.50	3.59	3.72	3.62	Excellent

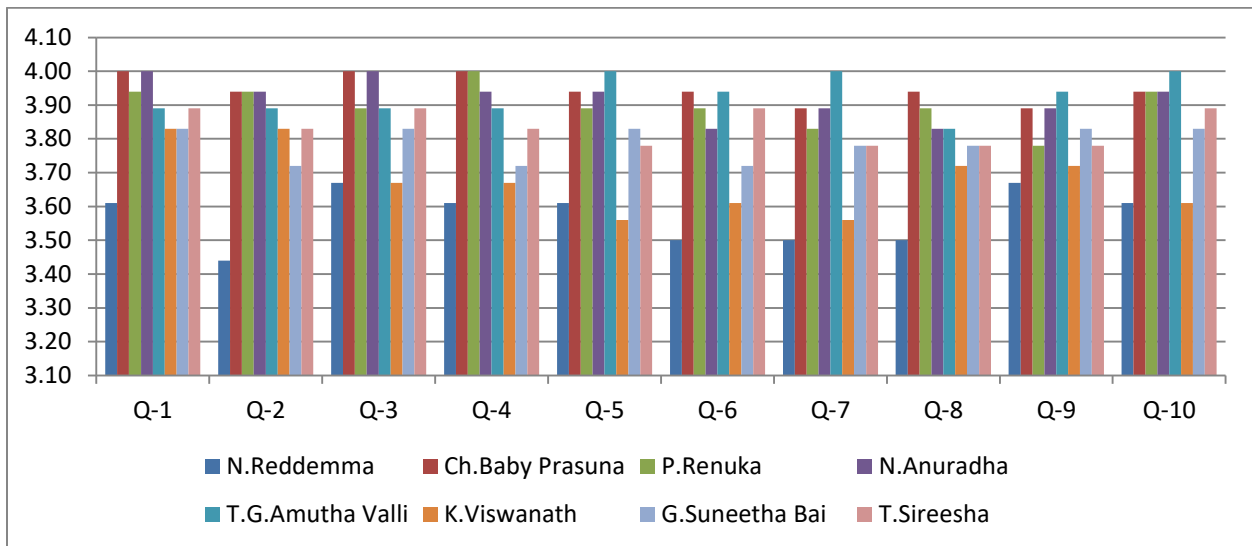


TEACHER'S NAME	OVERALL PERFORMANCE	GRADE
P.Swapna	3.15	Very Good
P.Nishitha	3.48	Very Good
E.Lavanya	3.63	Excellent
P.Roopa	3.69	Excellent
Y.Suguna	3.43	Very Good
B.Ramija	3.62	Excellent

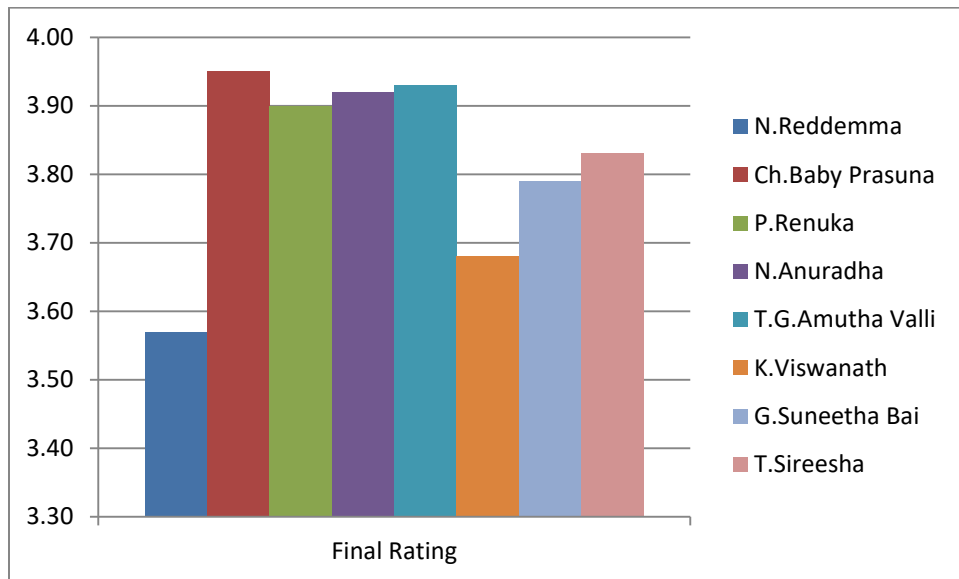


3. Education

TEACHER'S NAME	Q1	Q2	Q3	Q4	Q5	Q6	Q7	Q8	Q9	Q10	Final Rating	Grade
N.Reddemma	3.61	3.44	3.67	3.61	3.61	3.50	3.50	3.50	3.67	3.61	3.57	Excellent
Ch.Baby Prasuna	4.00	3.94	4.00	4.00	3.94	3.94	3.89	3.94	3.89	3.94	3.95	Excellent
P.Renuka	3.94	3.94	3.89	4.00	3.89	3.89	3.83	3.89	3.78	3.94	3.90	Excellent
N.Anuradha	4.00	3.94	4.00	3.94	3.94	3.83	3.89	3.83	3.89	3.94	3.92	Excellent
T.G.Amutha Valli	3.89	3.89	3.89	3.89	4.00	3.94	4.00	3.83	3.94	4.00	3.93	Excellent
K.Viswanath	3.83	3.83	3.67	3.67	3.56	3.61	3.56	3.72	3.72	3.61	3.68	Excellent
G.Suneetha Bai	3.83	3.72	3.83	3.72	3.83	3.72	3.78	3.78	3.83	3.83	3.79	Excellent
T.Sireesha	3.89	3.83	3.89	3.83	3.78	3.89	3.78	3.78	3.78	3.89	3.83	Excellent

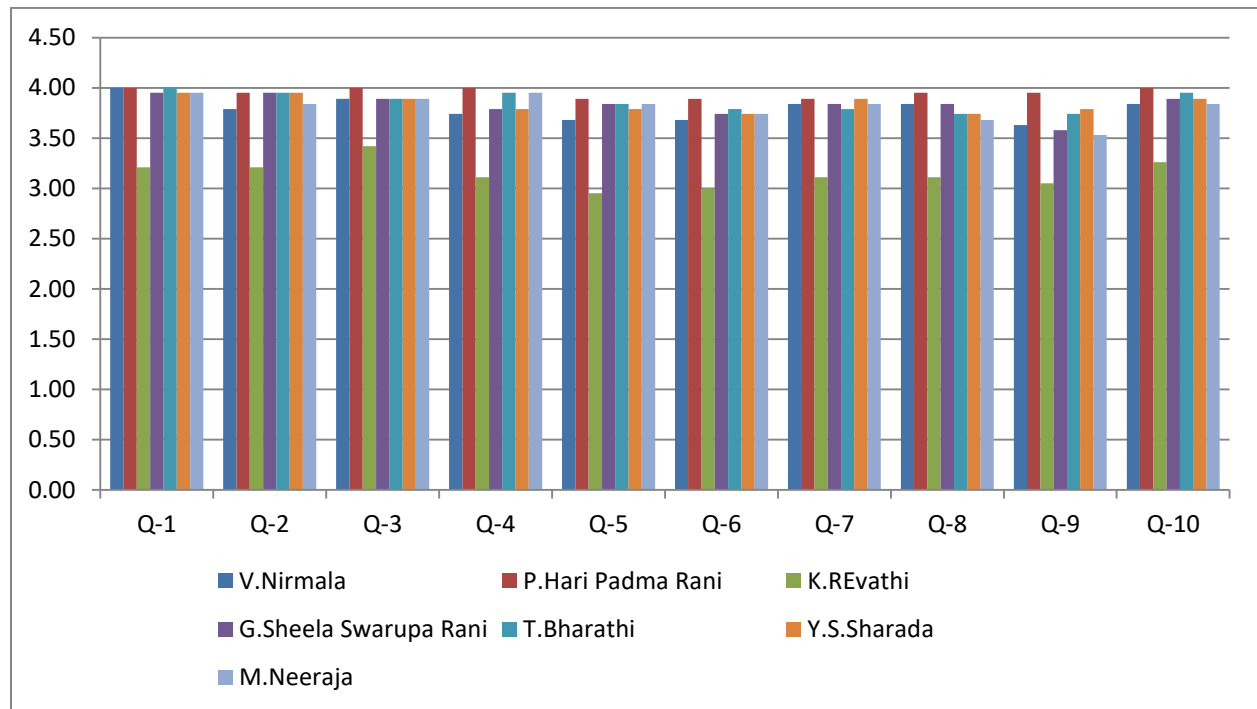


TEACHER'S NAME	OVERALL PERFORMANCE	GRADE
N.Reddemma	3.57	Excellent
Ch.Baby Prasuna	3.95	Excellent
P.Renuka	3.90	Excellent
N.Anuradha	3.92	Excellent
T.G.Amutha Valli	3.93	Excellent
K.Viswanath	3.68	Excellent
G.Suneetha Bai	3.79	Excellent
T.Sireesha	3.83	Excellent

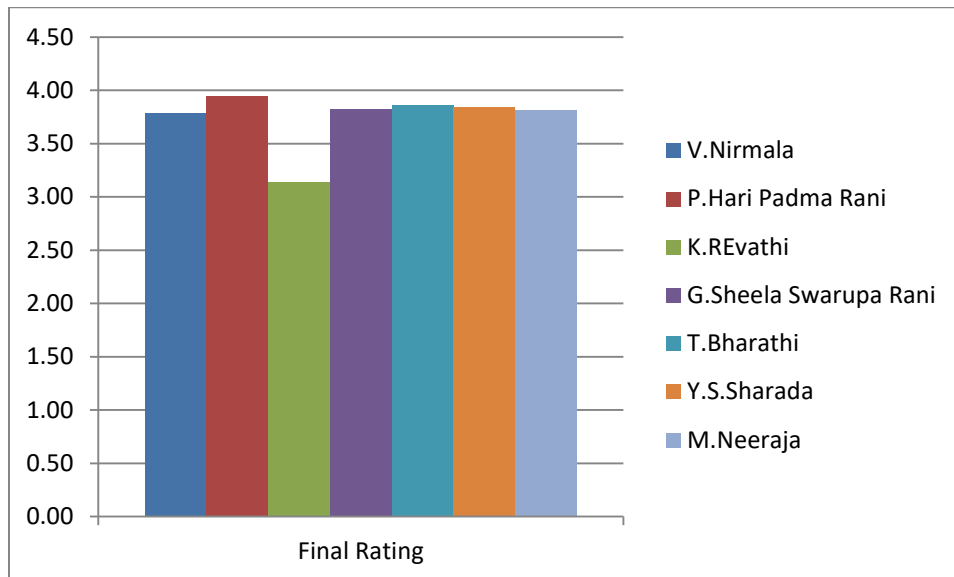


4. English Language & Literature

TEACHER'S NAME	Q1	Q2	Q3	Q4	Q5	Q6	Q7	Q8	Q9	Q10	Final Rating	Grade
V.Nirmala	4.00	3.79	3.89	3.74	3.68	3.68	3.84	3.84	3.63	3.84	3.79	Excellent
P.Hari Padma Rani	4.00	3.95	4.00	4.00	3.89	3.89	3.89	3.95	3.95	4.00	3.95	Excellent
K.REvathi	3.21	3.21	3.42	3.11	2.95	3.00	3.11	3.11	3.05	3.26	3.14	Excellent
G.Sheela Swarupa Rani	3.95	3.95	3.89	3.79	3.84	3.74	3.84	3.84	3.58	3.89	3.83	Excellent
T.Bharathi	4.00	3.95	3.89	3.95	3.84	3.79	3.79	3.74	3.74	3.95	3.86	Excellent
Y.S.Sharada	3.95	3.95	3.89	3.79	3.79	3.74	3.89	3.74	3.79	3.89	3.84	Excellent
M.Neeraja	3.95	3.84	3.89	3.95	3.84	3.74	3.84	3.68	3.53	3.84	3.81	Excellent

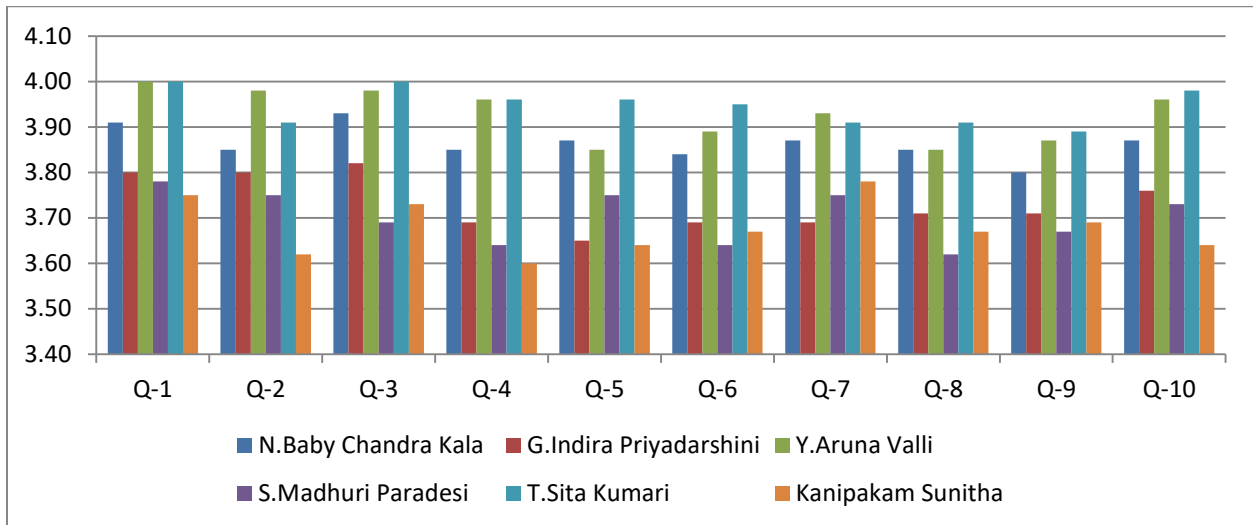


TEACHER'S NAME	OVERALL PERFORMANCE	GRADE
V.Nirmala	3.79	Excellent
P.Hari Padma Rani	3.95	Excellent
K.REvathi	3.14	Excellent
G.Sheela Swarupa Rani	3.83	Excellent
T.Bharathi	3.86	Excellent
Y.S.Sharada	3.84	Excellent
M.Neeraja	3.81	Excellent

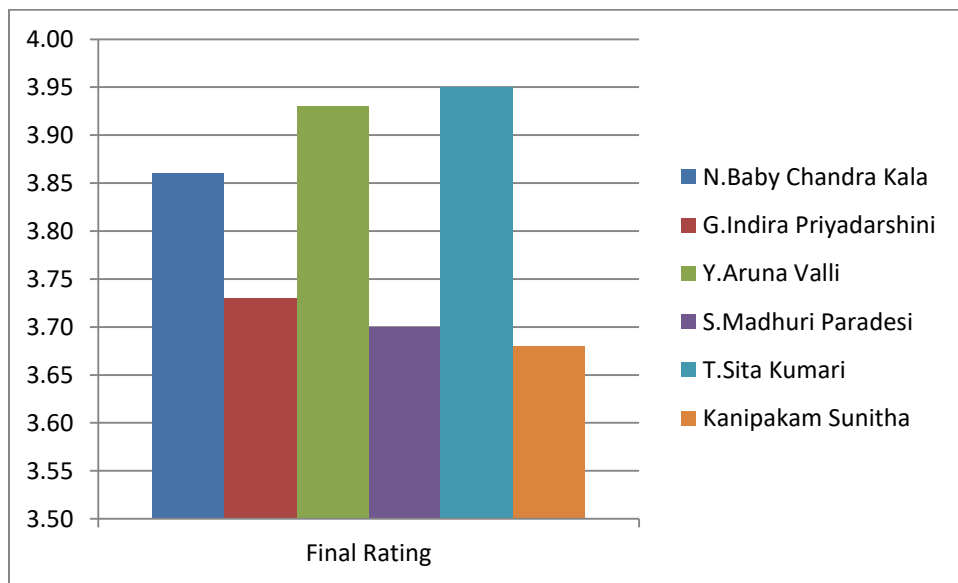


5. Department of Law

TEACHER'S NAME	Q1	Q2	Q3	Q4	Q5	Q6	Q7	Q8	Q9	Q10	Final Rating	Grade
N.Baby Chandra Kala	3.91	3.85	3.93	3.85	3.87	3.84	3.87	3.85	3.80	3.87	3.86	Excellent
G.Indira Priyadarshini	3.80	3.80	3.82	3.69	3.65	3.69	3.69	3.71	3.71	3.76	3.73	Excellent
Y.Aruna Valli	4.00	3.98	3.98	3.96	3.85	3.89	3.93	3.85	3.87	3.96	3.93	Excellent
S.Madhuri Paradesi	3.78	3.75	3.69	3.64	3.75	3.64	3.75	3.62	3.67	3.73	3.70	Excellent
T.Sita Kumari	4.00	3.91	4.00	3.96	3.96	3.95	3.91	3.91	3.89	3.98	3.95	Excellent
Kanipakam Sunitha	3.75	3.62	3.73	3.60	3.64	3.67	3.78	3.67	3.69	3.64	3.68	Excellent

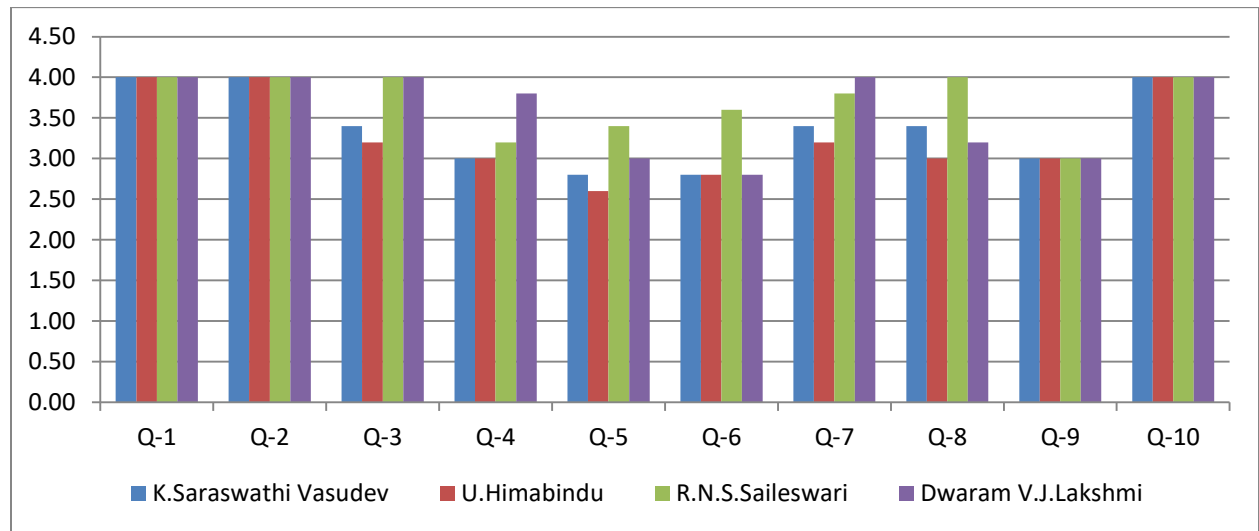


TEACHER'S NAME	OVERALL PERFORMANCE	GRADE
N.Baby Chandra Kala	3.86	Excellent
G.Indira Priyadarshini	3.73	Excellent
Y.Aruna Valli	3.93	Excellent
S.Madhuri Paradesi	3.70	Excellent
T.Sita Kumari	3.95	Excellent
Kanipakam Sunitha	3.68	Excellent

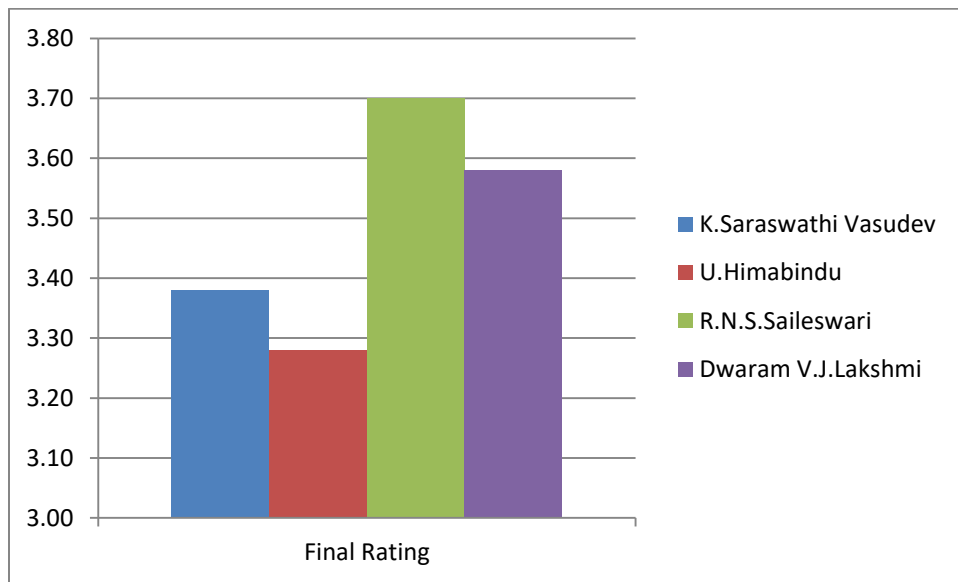


6. Department of Music

TEACHER'S NAME	Q1	Q2	Q3	Q4	Q5	Q6	Q7	Q8	Q9	Q10	Final Rating	Grade
K.Saraswathi Vasudev	4.00	4.00	3.40	3.00	2.80	2.80	3.40	3.40	3.00	4.00	3.38	Very Good
U.Himabindu	4.00	4.00	3.20	3.00	2.60	2.80	3.20	3.00	3.00	4.00	3.28	Very Good
R.N.S.Saileswari	4.00	4.00	4.00	3.20	3.40	3.60	3.80	4.00	3.00	4.00	3.70	Excellent
Dwaram V.J.Lakshmi	4.00	4.00	4.00	3.80	3.00	2.80	4.00	3.20	3.00	4.00	3.58	Excellent

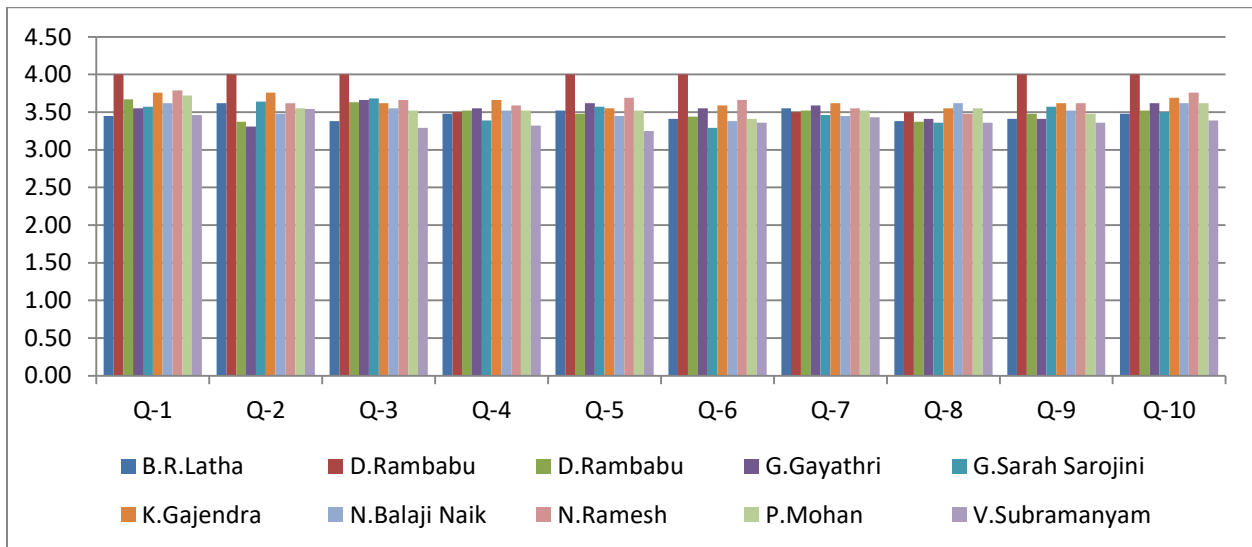


TEACHER'S NAME	OVERALL PERFORMANCE	GRADE
K.Saraswathi Vasudev	3.38	Very Good
U.Himabindu	3.28	Very Good
R.N.S.Saileswari	3.70	Excellent
Dwaram V.J.Lakshmi	3.58	Excellent

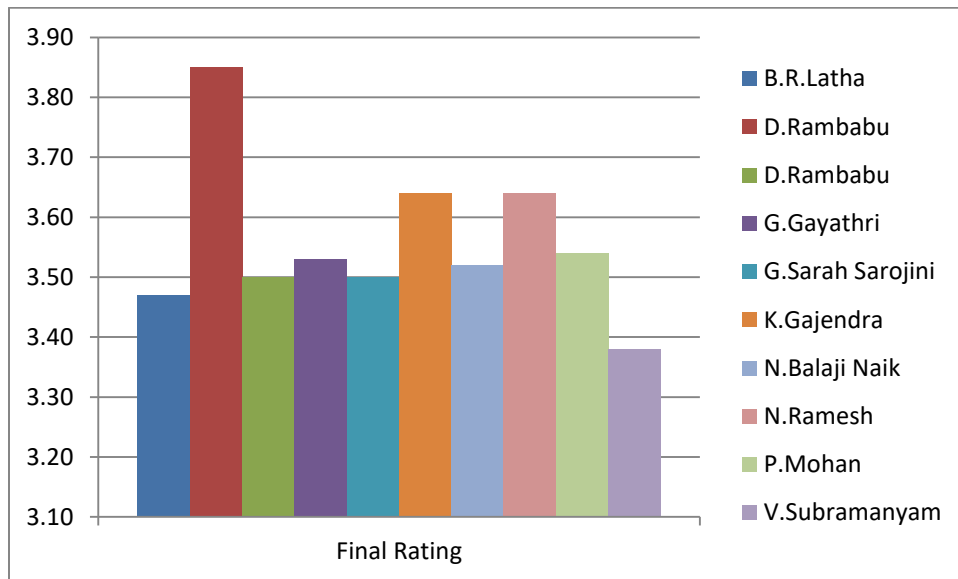


7. Department of Physical Education

TEACHER'S NAME	Q1	Q2	Q3	Q4	Q5	Q6	Q7	Q8	Q9	Q10	Final Rating	Grade
B.R.Latha	3.45	3.62	3.38	3.48	3.52	3.41	3.55	3.38	3.41	3.48	3.47	Very Good
D.Rambabu	4.00	4.00	4.00	3.50	4.00	4.00	3.50	3.50	4.00	4.00	3.85	Excellent
D.Rambabu	3.67	3.37	3.63	3.52	3.48	3.44	3.52	3.37	3.48	3.52	3.50	Excellent
G.Gayathri	3.55	3.31	3.66	3.55	3.62	3.55	3.59	3.41	3.41	3.62	3.53	Excellent
G.Sarah Sarojini	3.57	3.64	3.68	3.39	3.57	3.29	3.46	3.36	3.57	3.50	3.50	Excellent
K.Gajendra	3.76	3.76	3.62	3.66	3.55	3.59	3.62	3.55	3.62	3.69	3.64	Excellent
N.Balaji Naik	3.62	3.48	3.55	3.52	3.45	3.38	3.45	3.62	3.52	3.62	3.52	Excellent
N.Ramesh	3.79	3.62	3.66	3.59	3.69	3.66	3.55	3.48	3.62	3.76	3.64	Excellent
P.Mohan	3.72	3.55	3.52	3.52	3.52	3.41	3.52	3.55	3.48	3.62	3.54	Excellent
V.Subramanyam	3.46	3.54	3.29	3.32	3.25	3.36	3.43	3.36	3.36	3.39	3.38	Very Good

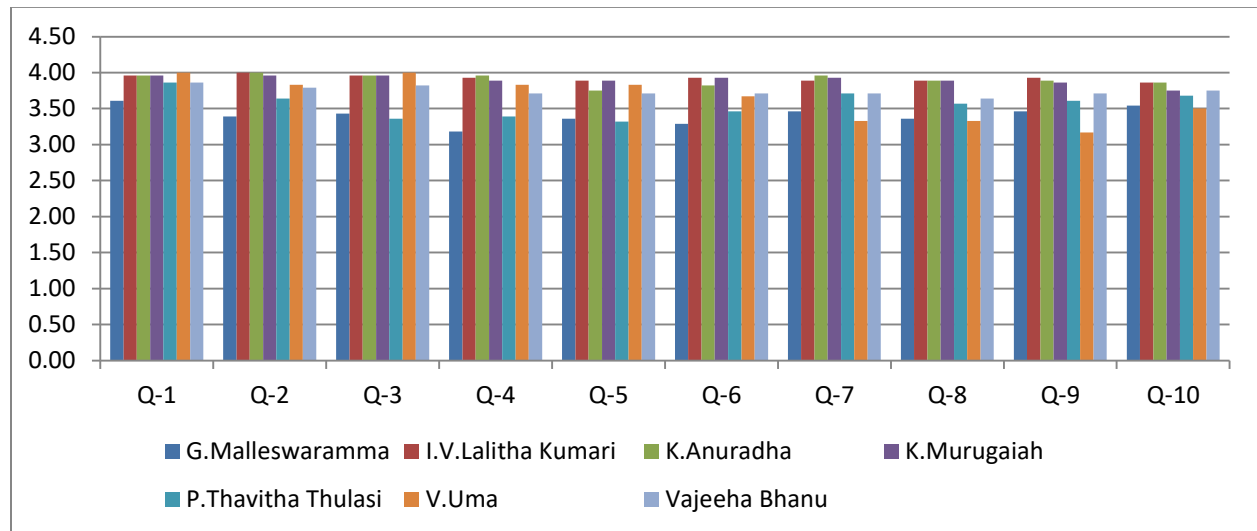


TEACHER'S NAME	OVERALL PERFORMANCE	GRADE
B.R.Latha	3.47	Very Good
D.Rambabu	3.85	Excellent
D.Rambabu	3.50	Excellent
G.Gayathri	3.53	Excellent
G.Sarah Sarojini	3.50	Excellent
K.Gajendra	3.64	Excellent
N.Balaji Naik	3.52	Excellent
N.Ramesh	3.64	Excellent
P.Mohan	3.54	Excellent
V.Subramanyam	3.38	Very Good

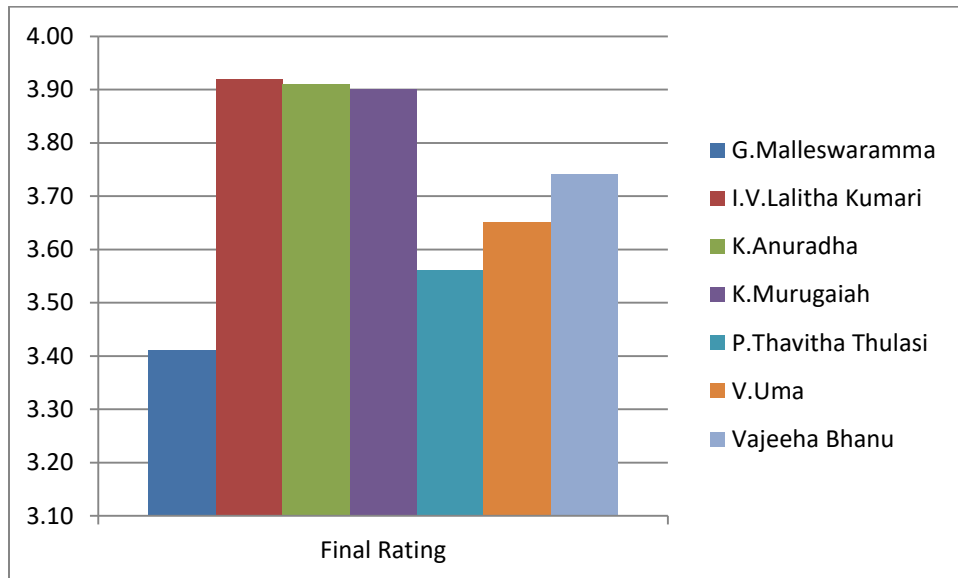


8. Department of Social Work

TEACHER'S NAME	Q1	Q2	Q3	Q4	Q5	Q6	Q7	Q8	Q9	Q10	Final Rating	Grade
G.Malleswaramma	3.61	3.39	3.43	3.18	3.36	3.29	3.46	3.36	3.46	3.54	3.41	Very Good
I.V.Lalitha Kumari	3.96	4.00	3.96	3.93	3.89	3.93	3.89	3.89	3.93	3.86	3.92	Excellent
K.Anuradha	3.96	4.00	3.96	3.96	3.75	3.82	3.96	3.89	3.89	3.86	3.91	Excellent
K.Murugaiah	3.96	3.96	3.96	3.89	3.89	3.93	3.93	3.89	3.86	3.75	3.90	Excellent
P.Thavitha Thulasi	3.86	3.64	3.36	3.39	3.32	3.46	3.71	3.57	3.61	3.68	3.56	Excellent
V.Uma	4.00	3.83	4.00	3.83	3.83	3.67	3.33	3.33	3.17	3.50	3.65	Excellent
Vajeetha Bhanu	3.86	3.79	3.82	3.71	3.71	3.71	3.71	3.64	3.71	3.75	3.74	Excellent

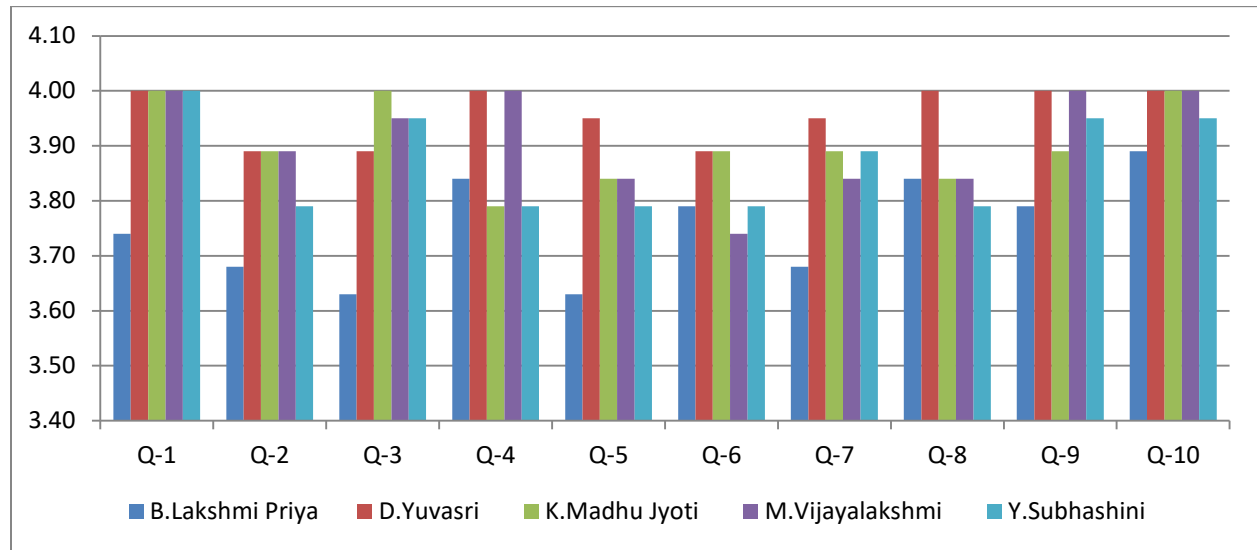


TEACHER'S NAME	OVERALL PERFORMANCE	GRADE
G.Malleswaramma	3.41	Very Good
I.V.Lalitha Kumari	3.92	Excellent
K.Anuradha	3.91	Excellent
K.Murugaiah	3.90	Excellent
P.Thavitha Thulasi	3.56	Excellent
V.Uma	3.65	Excellent
Vajeeha Bhanu	3.74	Excellent

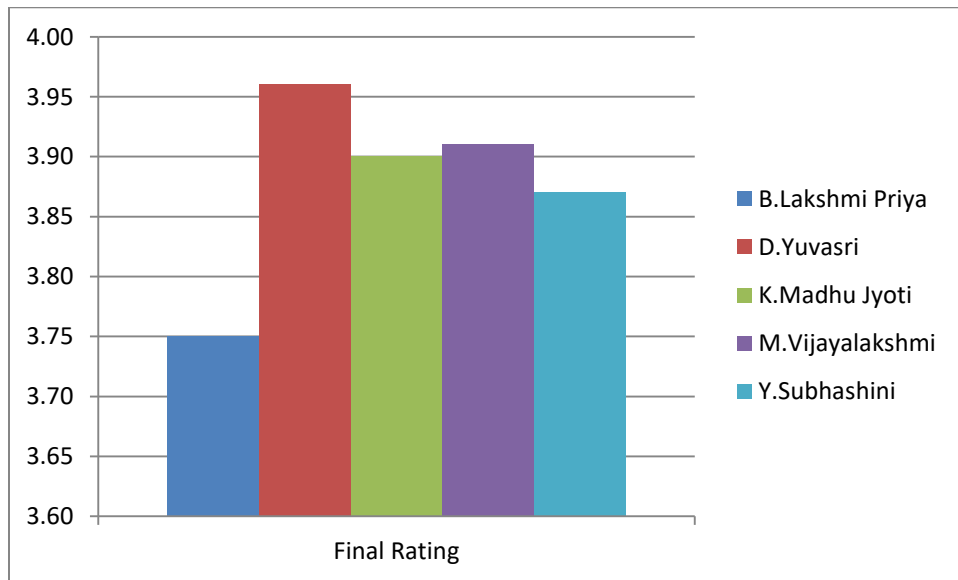


9. Department of Telugu Studies

TEACHER'S NAME	Q1	Q2	Q3	Q4	Q5	Q6	Q7	Q8	Q9	Q10	Final Rating	Grade
B.Lakshmi Priya	3.74	3.68	3.63	3.84	3.63	3.79	3.68	3.84	3.79	3.89	3.75	Excellent
D.Yuvasri	4.00	3.89	3.89	4.00	3.95	3.89	3.95	4.00	4.00	4.00	3.96	Excellent
K.Madhu Jyoti	4.00	3.89	4.00	3.79	3.84	3.89	3.89	3.84	3.89	4.00	3.90	Excellent
M.Vijayalakshmi	4.00	3.89	3.95	4.00	3.84	3.74	3.84	3.84	4.00	4.00	3.91	Excellent
Y.Subhashini	4.00	3.79	3.95	3.79	3.79	3.79	3.89	3.79	3.95	3.95	3.87	Excellent

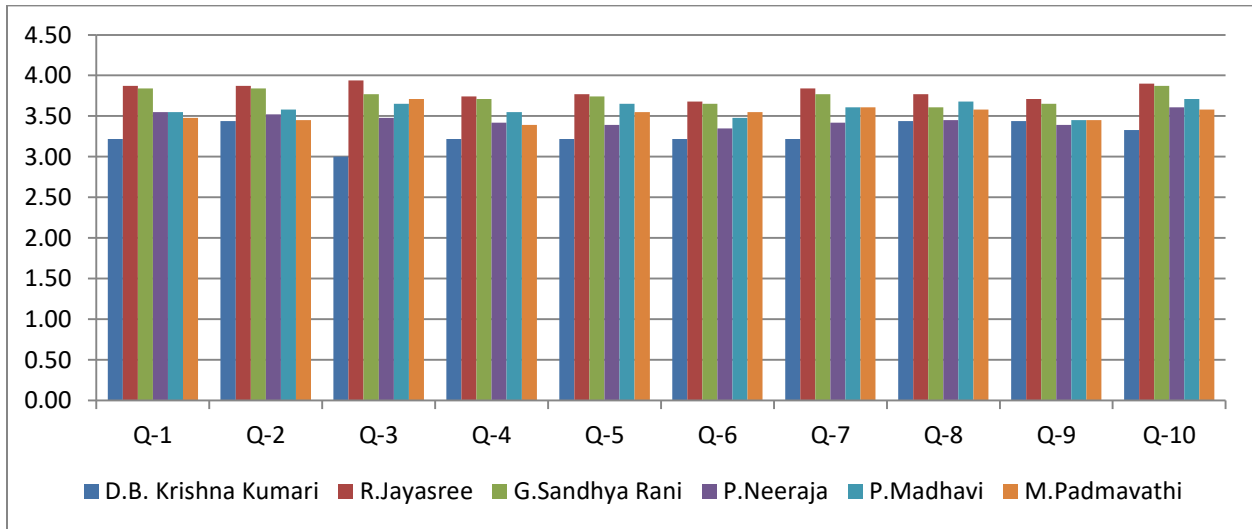


TEACHER'S NAME	OVERALL PERFORMANCE	GRADE
B.Lakshmi Priya	3.75	Excellent
D.Yuvasri	3.96	Excellent
K.Madhu Jyoti	3.90	Excellent
M.Vijayalakshmi	3.91	Excellent
Y.Subhashini	3.87	Excellent

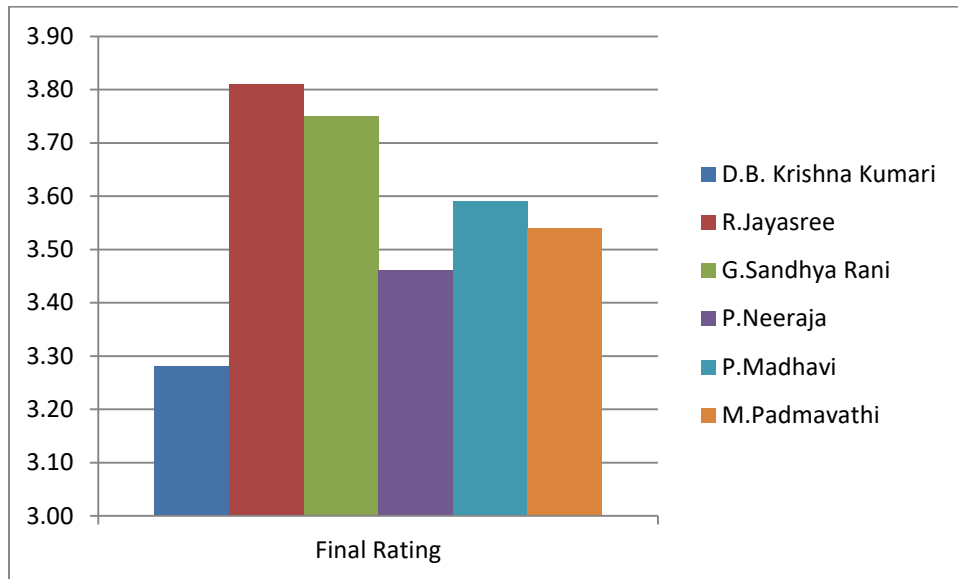


10. Department of Women's Studies

TEACHER'S NAME	Q1	Q2	Q3	Q4	Q5	Q6	Q7	Q8	Q9	Q10	Final Rating	Grade
D.B. Krishna Kumari	3.22	3.44	3.00	3.22	3.22	3.22	3.22	3.44	3.44	3.33	3.28	Very Good
R.Jayasree	3.87	3.87	3.94	3.74	3.77	3.68	3.84	3.77	3.71	3.90	3.81	Excellent
G.Sandhya Rani	3.84	3.84	3.77	3.71	3.74	3.65	3.77	3.61	3.65	3.87	3.75	Excellent
P.Neeraja	3.55	3.52	3.48	3.42	3.39	3.35	3.42	3.45	3.39	3.61	3.46	Very Good
P.Madhavi	3.55	3.58	3.65	3.55	3.65	3.48	3.61	3.68	3.45	3.71	3.59	Excellent
M.Padmavathi	3.48	3.45	3.71	3.39	3.55	3.55	3.61	3.58	3.45	3.58	3.54	Excellent



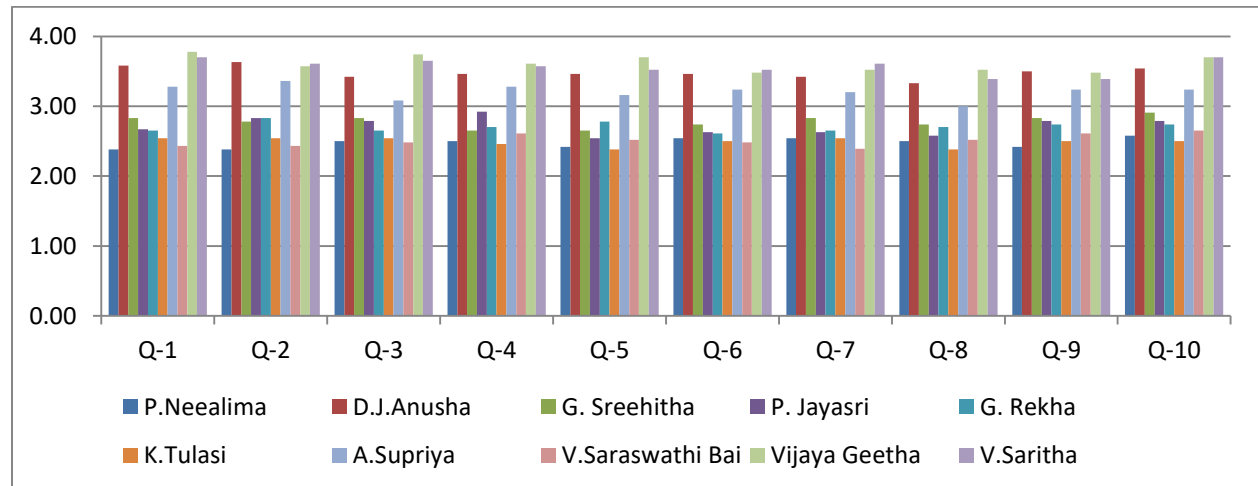
TEACHER'S NAME	OVERALL PERFORMANCE	GRADE
D.B. Krishna Kumari	3.28	Very Good
R.Jayasree	3.81	Excellent
G.Sandhya Rani	3.75	Excellent
P.Neeraja	3.46	Very Good
P.Madhavi	3.59	Excellent
M.Padmavathi	3.54	Excellent



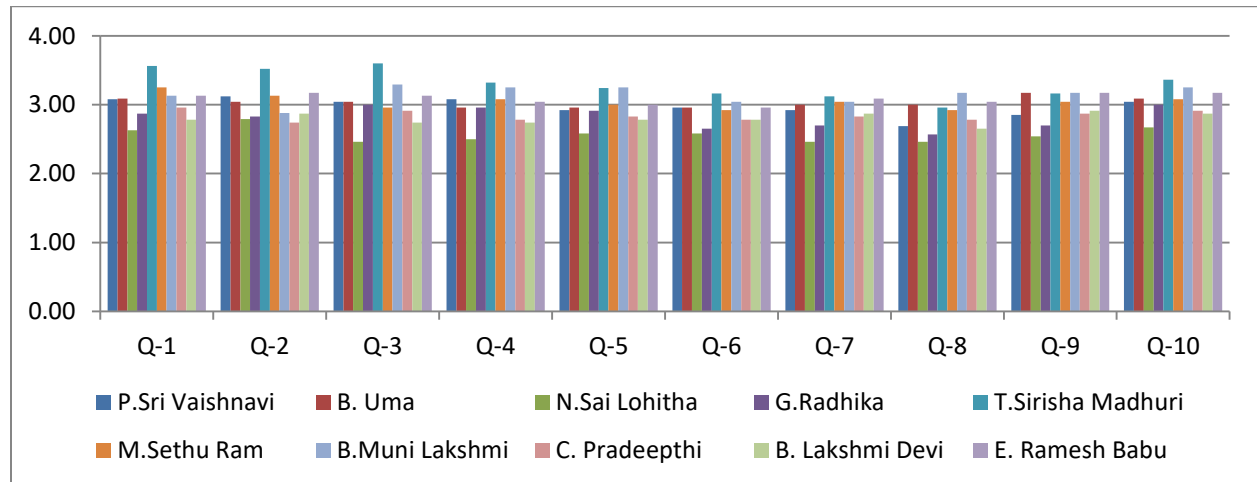
III. SCHOOL OF ENGINEERING & TECHNOLOGY

1. Computer Science & Engineering

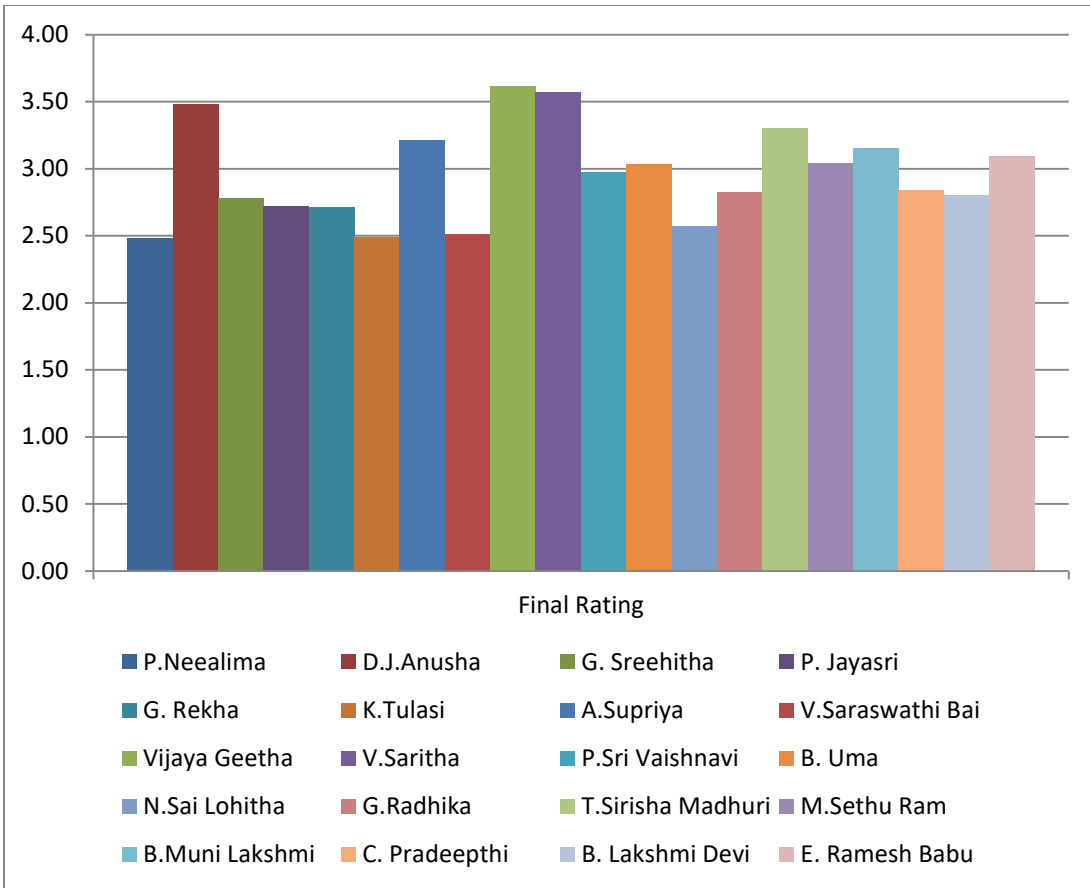
TEACHER'S NAME	Q1	Q2	Q3	Q4	Q5	Q6	Q7	Q8	Q9	Q10	Final Rating	Grade
P.Neelima	2.38	2.38	2.50	2.50	2.42	2.54	2.54	2.50	2.42	2.58	2.48	Average
D.J.Anusha	3.58	3.63	3.42	3.46	3.46	3.46	3.42	3.33	3.50	3.54	3.48	Very Good
G. Sreehitha	2.83	2.78	2.83	2.65	2.65	2.74	2.83	2.74	2.83	2.91	2.78	Very Good
P. Jayasri	2.67	2.83	2.79	2.92	2.54	2.63	2.63	2.58	2.79	2.79	2.72	Very Good
G. Rekha	2.65	2.83	2.65	2.70	2.78	2.61	2.65	2.70	2.74	2.74	2.71	Very Good
K.Tulasi	2.54	2.54	2.54	2.46	2.38	2.50	2.54	2.38	2.50	2.50	2.49	Very Good
A.Supriya	3.28	3.36	3.08	3.28	3.16	3.24	3.20	3.00	3.24	3.24	3.21	Very Good
V.Saraswathi Bai	2.43	2.43	2.48	2.61	2.52	2.48	2.39	2.52	2.61	2.65	2.51	Very Good
Vijaya Geetha	3.78	3.57	3.74	3.61	3.70	3.48	3.52	3.52	3.48	3.70	3.61	Excellent
V.Saritha	3.70	3.61	3.65	3.57	3.52	3.52	3.61	3.39	3.39	3.70	3.57	Excellent



TEACHER'S NAME	Q1	Q2	Q3	Q4	Q5	Q6	Q7	Q8	Q9	Q10	Final Rating	Grade
P.Sri Vaishnavi	3.08	3.12	3.04	3.08	2.92	2.96	2.92	2.69	2.85	3.04	2.97	Very Good
B. Uma	3.09	3.04	3.04	2.96	2.96	2.96	3.00	3.00	3.17	3.09	3.03	Very Good
N.Sai Lohitha	2.63	2.79	2.46	2.50	2.58	2.58	2.46	2.46	2.54	2.67	2.57	Very Good
G.Radhika	2.87	2.83	3.00	2.96	2.91	2.65	2.70	2.57	2.70	3.00	2.82	Very Good
T.Sirisha Madhuri	3.56	3.52	3.60	3.32	3.24	3.16	3.12	2.96	3.16	3.36	3.30	Very Good
M.Sethu Ram	3.25	3.13	2.96	3.08	3.00	2.92	3.04	2.92	3.04	3.08	3.04	Very Good
B.Muni Lakshmi	3.13	2.88	3.29	3.25	3.25	3.04	3.04	3.17	3.17	3.25	3.15	Very Good
C. Pradeepthi	2.96	2.74	2.91	2.78	2.83	2.78	2.83	2.78	2.87	2.91	2.84	Very Good
B. Lakshmi Devi	2.78	2.87	2.74	2.74	2.78	2.78	2.87	2.65	2.91	2.87	2.80	Very Good
E. Ramesh Babu	3.13	3.17	3.13	3.04	3.00	2.96	3.09	3.04	3.17	3.17	3.09	Very Good

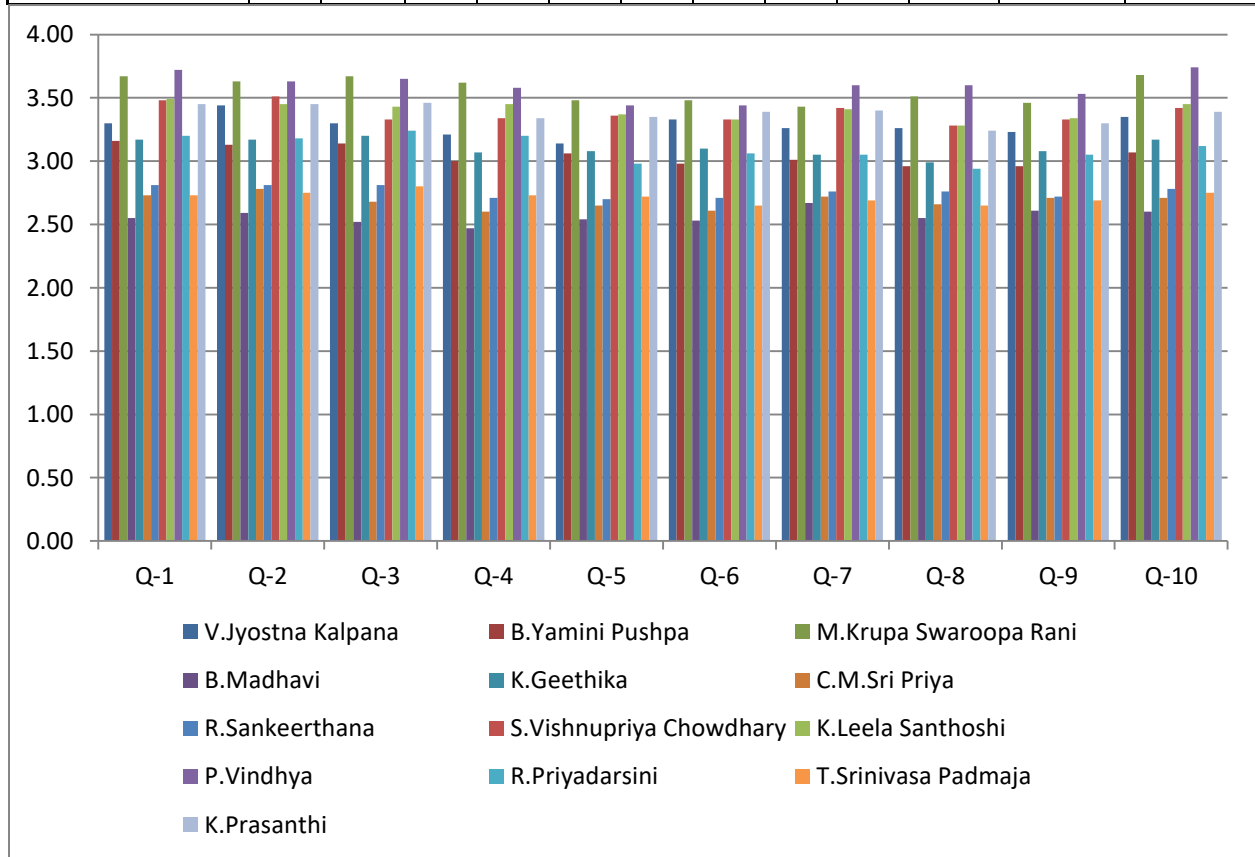


TEACHER'S NAME	OVERALL PERFORMANCE	GRADE
P.Neealima	2.48	Average
D.J.Anusha	3.48	Very Good
G. Sreehitha	2.78	Very Good
P. Jayasri	2.72	Very Good
G. Rekha	2.71	Very Good
K.Tulasi	2.49	Very Good
A.Supriya	3.21	Very Good
V.Saraswathi Bai	2.51	Very Good
Vijaya Geetha	3.61	Excellent
V.Saritha	3.57	Excellent
P.Sri Vaishnavi	2.97	Very Good
B. Uma	3.03	Very Good
N.Sai Lohitha	2.57	Very Good
G.Radhika	2.82	Very Good
T.Sirisha Madhuri	3.30	Very Good
M.Sethu Ram	3.04	Very Good
B.Muni Lakshmi	3.15	Very Good
C. Pradeepthi	2.84	Very Good
B. Lakshmi Devi	2.80	Very Good
E. Ramesh Babu	3.09	Very Good
P.Neealima	2.48	Average

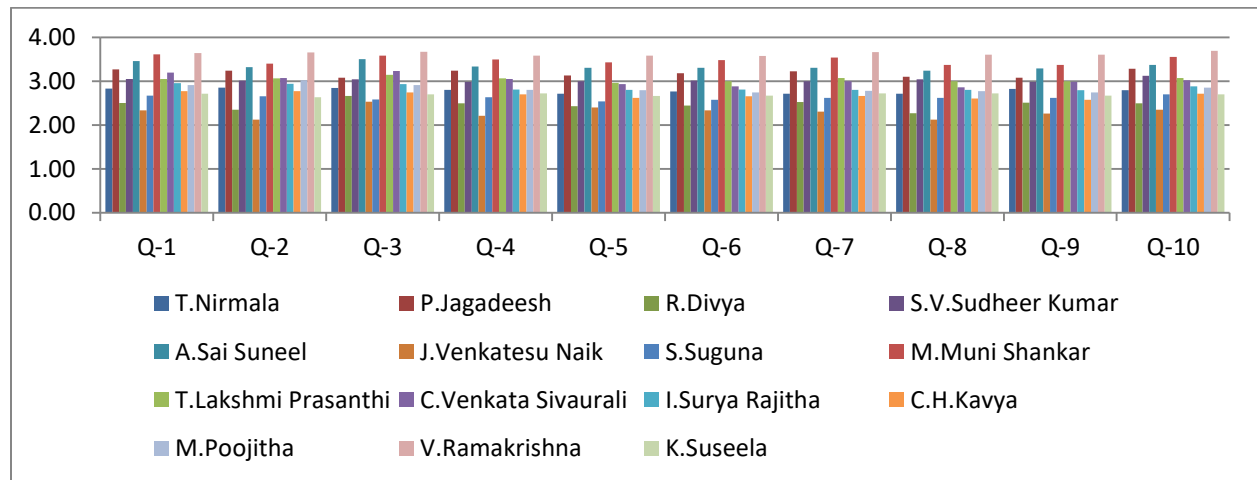


2. Electronics & Communication Engineering

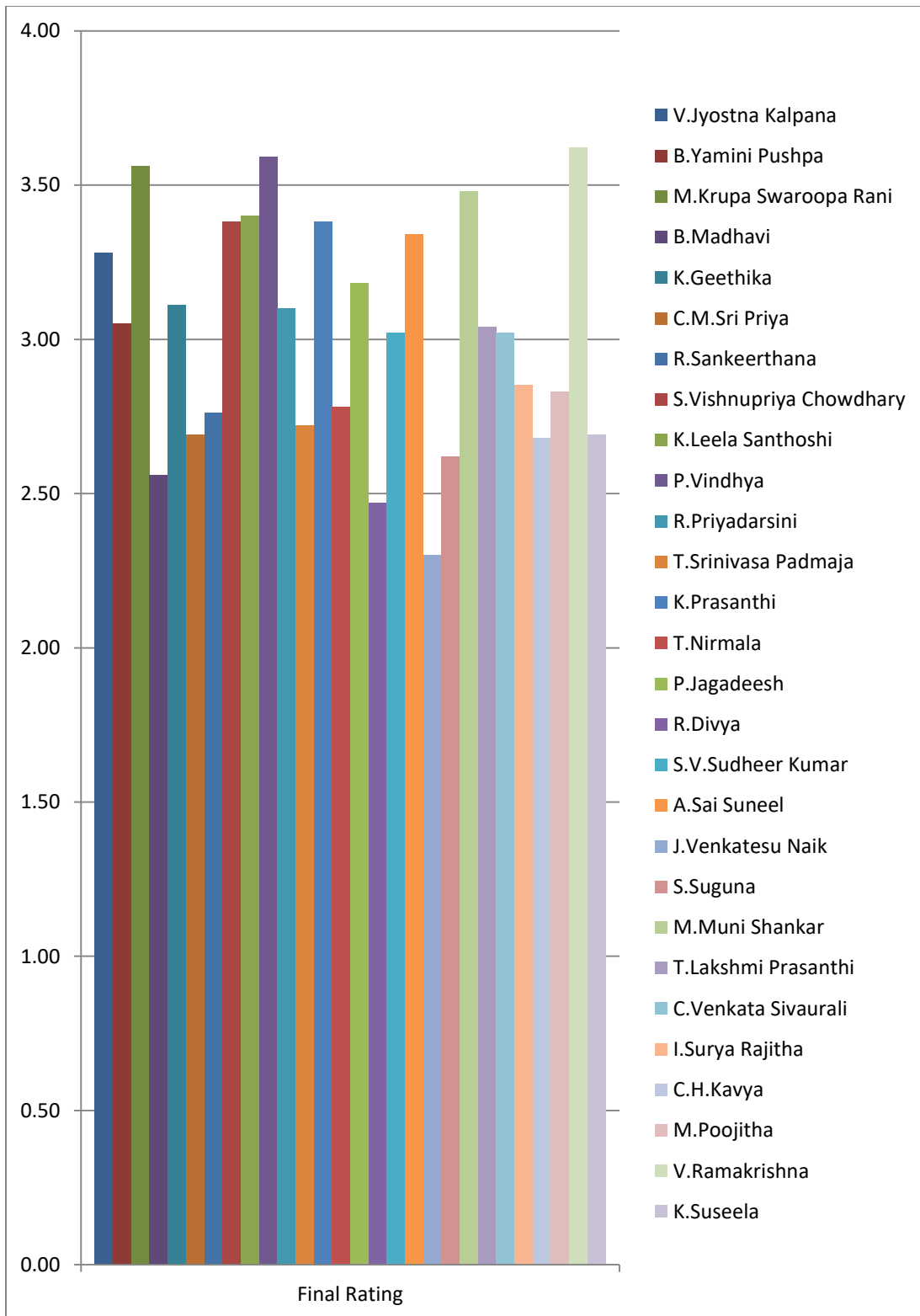
TEACHER'S NAME	Q1	Q2	Q3	Q4	Q5	Q6	Q7	Q8	Q9	Q10	Final Rating	Grade
V.Jyostna Kalpana	3.30	3.44	3.30	3.21	3.14	3.33	3.26	3.26	3.23	3.35	3.28	Very Good
B.Yamini Pushpa	3.16	3.13	3.14	3.00	3.06	2.98	3.01	2.96	2.96	3.07	3.05	Very Good
M.Krupa Swaroopa Rani	3.67	3.63	3.67	3.62	3.48	3.48	3.43	3.51	3.46	3.68	3.56	Very Good
B.Madhavi	2.55	2.59	2.52	2.47	2.54	2.53	2.67	2.55	2.61	2.60	2.56	Very Good
K.Geethika	3.17	3.17	3.20	3.07	3.08	3.10	3.05	2.99	3.08	3.17	3.11	Very Good
C.M.Sri Priya	2.73	2.78	2.68	2.60	2.65	2.61	2.72	2.66	2.71	2.71	2.69	Very Good
R.Sankeerthana	2.81	2.81	2.81	2.71	2.70	2.71	2.76	2.76	2.72	2.78	2.76	Very Good
S.Vishnupriya Chowdhary	3.48	3.51	3.33	3.34	3.36	3.33	3.42	3.28	3.33	3.42	3.38	Very Good
K.Leela Santhoshi	3.49	3.45	3.43	3.45	3.37	3.33	3.41	3.28	3.34	3.45	3.40	Very Good
P.Vindhya	3.72	3.63	3.65	3.58	3.44	3.44	3.60	3.60	3.53	3.74	3.59	Excellent
R.Priyadarsini	3.20	3.18	3.24	3.20	2.98	3.06	3.05	2.94	3.05	3.12	3.10	Very Good
T.Srinivasa Padmaja	2.73	2.75	2.80	2.73	2.72	2.65	2.69	2.65	2.69	2.75	2.72	Very Good
K.Prasanthi	3.45	3.45	3.46	3.34	3.35	3.39	3.40	3.24	3.30	3.39	3.38	Very Good



TEACHER'S NAME	Q1	Q2	Q3	Q4	Q5	Q6	Q7	Q8	Q9	Q10	Final Rating	Grade
T.Nirmala	2.83	2.85	2.84	2.80	2.71	2.76	2.71	2.71	2.82	2.79	2.78	Very Good
P.Jagadeesh	3.27	3.24	3.08	3.24	3.13	3.18	3.22	3.10	3.08	3.28	3.18	Very Good
R.Divya	2.50	2.35	2.66	2.49	2.43	2.44	2.52	2.27	2.51	2.49	2.47	Average
S.V.Sudheer Kumar	3.05	3.01	3.04	2.98	3.00	3.01	3.00	3.04	2.98	3.12	3.02	Very Good
A.Sai Suneel	3.46	3.32	3.50	3.33	3.30	3.30	3.30	3.24	3.29	3.37	3.34	Very Good
J.Venkatesu Naik	2.33	2.12	2.53	2.21	2.40	2.33	2.30	2.12	2.26	2.35	2.30	Average
S.Suguna	2.67	2.65	2.58	2.63	2.54	2.57	2.62	2.62	2.62	2.70	2.62	Very Good
M.Muni Shankar	3.61	3.40	3.58	3.49	3.43	3.48	3.54	3.37	3.37	3.55	3.48	Very Good
T.Lakshmi Prasanthi	3.05	3.06	3.14	3.06	2.96	3.00	3.07	3.00	3.00	3.07	3.04	Very Good
C.Venkata Sivaurali	3.19	3.07	3.23	3.05	2.93	2.88	3.00	2.86	2.98	3.02	3.02	Very Good
I.Surya Rajitha	2.95	2.94	2.93	2.81	2.80	2.81	2.80	2.80	2.79	2.88	2.85	Very Good
C.H.Kavya	2.77	2.77	2.74	2.70	2.62	2.65	2.66	2.60	2.57	2.71	2.68	Very Good
M.Poojitha	2.91	3.02	2.91	2.80	2.79	2.74	2.78	2.77	2.74	2.85	2.83	Very Good
V.Ramakrishna	3.64	3.65	3.67	3.58	3.58	3.57	3.66	3.60	3.60	3.69	3.62	Excellent
K.Suseela	2.71	2.63	2.70	2.72	2.66	2.67	2.72	2.72	2.67	2.70	2.69	Very Good

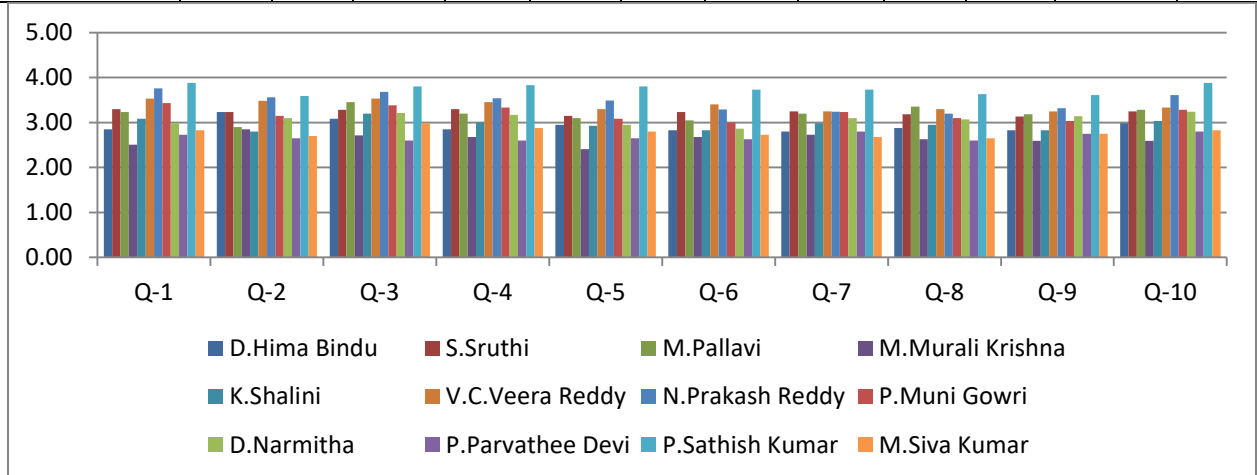


TEACHER'S NAME	OVERALL PERFORMANCE	GRADE
V.Jyostna Kalpana	3.28	Very Good
B.Yamini Pushpa	3.05	Very Good
M.Krupa Swaroopa Rani	3.56	Very Good
B.Madhavi	2.56	Very Good
K.Geethika	3.11	Very Good
C.M.Sri Priya	2.69	Very Good
R.Sankeerthana	2.76	Very Good
S.Vishnupriya Chowdhary	3.38	Very Good
K.Leela Santhoshi	3.40	Very Good
P.Vindhya	3.59	Excellent
R.Priyadarsini	3.10	Very Good
T.Srinivasa Padmaja	2.72	Very Good
K.Prasanthi	3.38	Very Good
T.Nirmala	2.78	Very Good
P.Jagadeesh	3.18	Very Good
R.Divya	2.47	Average
S.V.Sudheer Kumar	3.02	Very Good
A.Sai Suneel	3.34	Very Good
J.Venkatesu Naik	2.30	Average
S.Suguna	2.62	Very Good
M.Muni Shankar	3.48	Very Good
T.Lakshmi Prasanthi	3.04	Very Good
C.Venkata Sivaurali	3.02	Very Good
I.Surya Rajitha	2.85	Very Good
C.H.Kavya	2.68	Very Good
M.Poojitha	2.83	Very Good

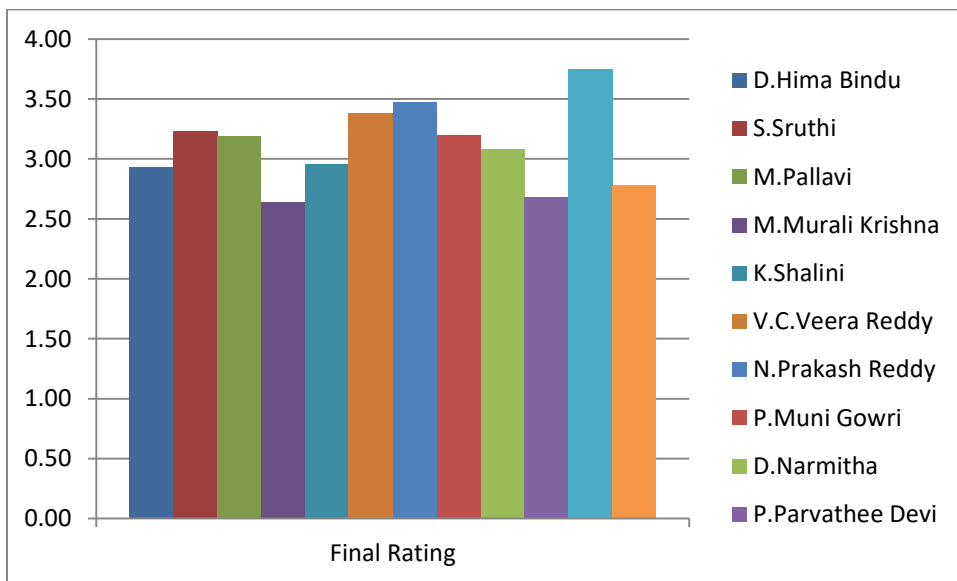


3. Electrical & Electronics Engineering

TEACHER'S NAME	Q1	Q2	Q3	Q4	Q5	Q6	Q7	Q8	Q9	Q10	Final Rating	Grade
D.Hima Bindu	2.85	3.23	3.08	2.85	2.95	2.83	2.80	2.88	2.83	2.98	2.93	Very Good
S.Sruthi	3.30	3.23	3.28	3.30	3.15	3.23	3.25	3.18	3.13	3.25	3.23	Very Good
M.Pallavi	3.23	2.90	3.45	3.20	3.10	3.05	3.20	3.35	3.18	3.28	3.19	Very Good
M.Murali Krishna	2.51	2.85	2.71	2.68	2.41	2.68	2.73	2.63	2.59	2.59	2.64	Very Good
K.Shalini	3.08	2.80	3.20	3.00	2.93	2.83	2.98	2.95	2.83	3.03	2.96	Very Good
V.C.Veera Reddy	3.53	3.48	3.53	3.45	3.30	3.40	3.25	3.30	3.25	3.33	3.38	Very Good
N.Prakash Reddy	3.76	3.56	3.68	3.54	3.49	3.29	3.24	3.20	3.32	3.61	3.47	Very Good
P.Muni Gowri	3.43	3.15	3.38	3.33	3.08	3.00	3.23	3.10	3.03	3.28	3.20	Very Good
D.Narmitha	2.98	3.10	3.21	3.17	2.95	2.86	3.10	3.07	3.14	3.24	3.08	Very Good
P.Parvathee Devi	2.73	2.65	2.60	2.60	2.65	2.63	2.80	2.60	2.75	2.80	2.68	Very Good
P.Sathish Kumar	3.88	3.59	3.80	3.83	3.80	3.73	3.73	3.63	3.61	3.88	3.75	Excellent
M.Siva Kumar	2.83	2.70	2.98	2.88	2.80	2.73	2.68	2.65	2.75	2.83	2.78	Very Good

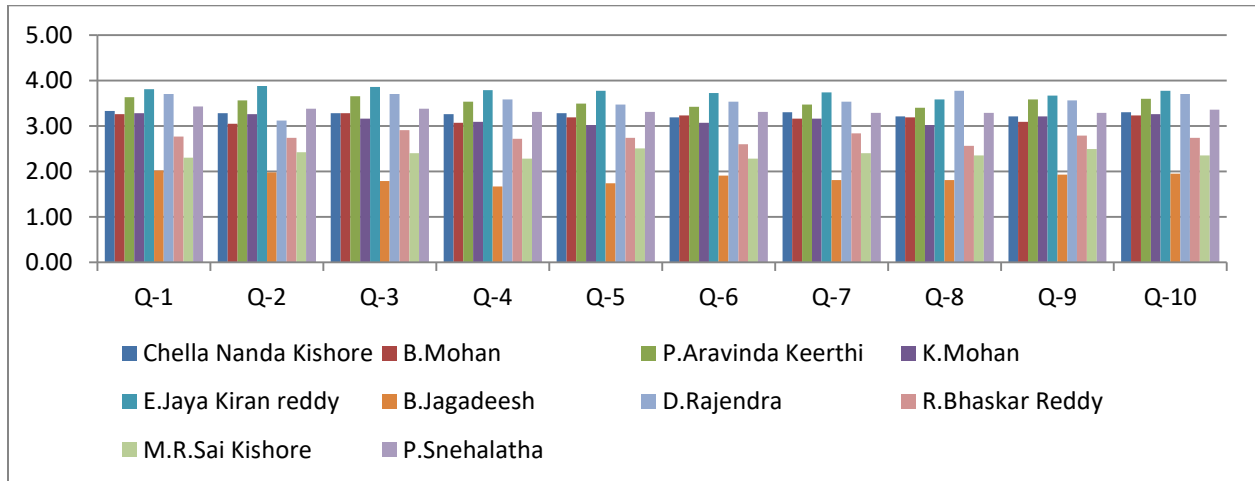


TEACHER'S NAME	OVERALL PERFORMANCE	GRADE
D.Hima Bindu	2.93	Very Good
S.Sruthi	3.23	Very Good
M.Pallavi	3.19	Very Good
M.Murali Krishna	2.64	Very Good
K.Shalini	2.96	Very Good
V.C.Veera Reddy	3.38	Very Good
N.Prakash Reddy	3.47	Very Good
P.Muni Gowri	3.20	Very Good
D.Narmitha	3.08	Very Good
P.Parvathee Devi	2.68	Very Good
P.Sathish Kumar	3.75	Excellent
M.Siva Kumar	2.78	Very Good



4. Mechanical Engineering

Teacher's Name	Q1	Q2	Q3	Q4	Q5	Q6	Q7	Q8	Q9	Q10	Final Rating	Grade
Chella Nanda Kishore	3.33	3.28	3.28	3.26	3.28	3.19	3.30	3.21	3.21	3.30	3.26	Very Good
B.Mohan	3.26	3.05	3.28	3.07	3.19	3.23	3.16	3.19	3.09	3.23	3.18	Very Good
P.Aravinda Keerthi	3.63	3.56	3.65	3.53	3.49	3.42	3.47	3.40	3.58	3.60	3.53	Excellent
K.Mohan	3.28	3.26	3.16	3.09	3.02	3.07	3.16	3.02	3.21	3.26	3.15	Very Good
E.Jaya Kiran reddy	3.81	3.88	3.86	3.79	3.77	3.72	3.74	3.58	3.67	3.77	3.76	Excellent
B.Jagadeesh	2.02	1.98	1.79	1.67	1.74	1.91	1.81	1.81	1.93	1.95	1.86	Average
D.Rajendra	3.70	3.12	3.70	3.58	3.47	3.53	3.53	3.77	3.56	3.70	3.57	Excellent
R.Bhaskar Reddy	2.77	2.74	2.91	2.72	2.74	2.60	2.84	2.56	2.79	2.74	2.74	Very Good
M.R.Sai Kishore	2.30	2.42	2.40	2.28	2.51	2.28	2.40	2.35	2.49	2.35	2.38	Average
P.Snehalatha	3.43	3.38	3.38	3.31	3.31	3.31	3.29	3.29	3.29	3.36	3.34	Very Good



TEACHER'S NAME	OVERALL PERFORMANCE	GRADE
Chella Nanda Kishore	3.26	Very Good
B.Mohan	3.18	Very Good
P.Aravinda Keerthi	3.53	Excellent
K.Mohan	3.15	Very Good
E.Jaya Kiran reddy	3.76	Excellent
B.Jagadeesh	1.86	Average
D.Rajendra	3.57	Excellent
R.Bhaskar Reddy	2.74	Very Good
M.R.Sai Kishore	2.38	Average
P.Snehalatha	3.34	Very Good

