

FEEDBACK FROM STUDENTS ON COURSE CONTENT, INFRASTRUCTURE & ACQUIRED SKILLS.

A) Number of feedbacks received in 2019-2020 years

Year	Number of Students
2019-2020	895

B) Questions Asked:

Q.No.	Question Asked	Abbreviation Used
1	Depth of the course content	COURSE CONTENT
2	Learning skills from Project/ Internship	
3	Relevance of the Syllabus for Employability	
4	Applicability / relevance to real life situations	
5	Learning value (in terms of knowledge, concepts, manual skills)	
6	Relevance of additional source material (Library/Online Resource)	
7	Overall learning experience	
8	Classroom Facilities (LCD/Audio/ Computer/Seating Arrangement Etc.)	INFRASTRUCTURE
9	Library Reading Room Facility	
10	Sports Facility	
11	Internet Facility	
12	University Website	
13	Food outlets/ Canteens	
14	Drinking Water Facility	
15	Washroom Facilities	
16	Hostel Facility	ACQUIRED SKILLS BY THE STUDENTS
17	Analytical Ability	
18	Problem Solving Ability	
19	Communication Skills	
20	IT Skills	
21	Leadership	
22	Time Management	
23	Team Work/ Collaboration Skills	
24	Critical Thinking	
25	Entrepreneurial / Job Skills	

26	Innovation ecosystem	
----	----------------------	--

C) Analysis of feedback received from students (year wise from 2019-20)

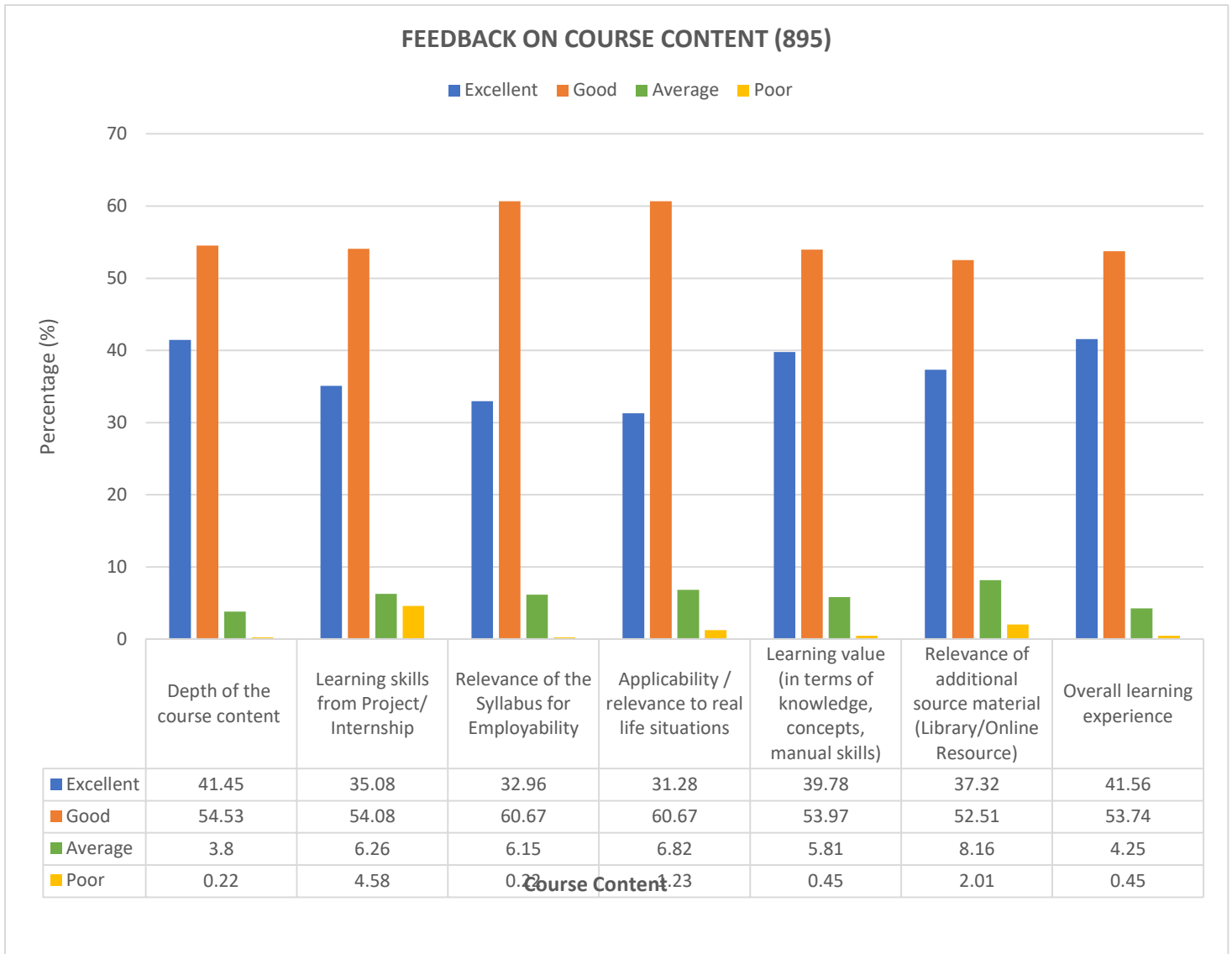
Year		2019-20			
Rating on/ Rating		Excellent (4)	Good (3)	Satisfactory (2)	Unsatisfactory (1)
Course Content (Depth of the course content) (Q.No.1)	Count	371	488	34	2
	%	41.45%	54.53%	3.80%	0.22%
Course Content (Learning skills from Project/ Internship) (Q.No.2)	Count	314	484	56	41
	%	35.08%	54.08%	6.26%	4.58%
Course Content (Relevance of the Syllabus for Employability) (Q.No.3)	Count	295	543	55	2
	%	32.96%	60.67%	6.15%	0.22%
Course Content (Applicability / relevance to real life situations) (Q.No.4)	Count	280	543	61	11
	%	31.28%	60.67%	6.82%	1.23%
Course Content (Learning value (in terms of knowledge, concepts, manual skills) (Q.No.5)	Count	356	483	52	4
	%	39.78%	53.97%	5.81%	0.45%
Course Content (Relevance of additional source material (Library/Online Resource)) (Q.No.6)	Count	334	470	73	18
	%	37.32%	52.51%	8.16%	2.01%
Course Content (Overall learning experience) (Q.No.7)	Count	372	481	38	4
	%	41.56%	53.74%	4.25%	0.45%
Infrastructure (Classroom Facilities (LCD/Audio/ Computer/Seating Arrangement Etc.) (Q.No.8)	Count	220	534	102	39
	%	24.58%	59.66%	11.40%	4.36%
Infrastructure (Library Reading Room Facility) (Q.No.9)	Count	351	462	68	14
	%	39.22%	51.62%	7.60%	1.56%
Infrastructure	Count	320	481	75	19

(Sports Facility) (Q.No.10)	%	35.75%	53.74%	8.38%	2.12%
Infrastructure (Internet Facility) (Q.No.11)	Count	212	452	161	70
	%	23.69%	50.50%	17.99%	7.82%
Infrastructure (University Website) (Q.No.12)	Count	281	523	68	23
	%	31.40%	58.44%	7.60%	2.57%
Infrastructure (Food outlets/ Canteens) (Q.No.13)	Count	154	498	175	68
	%	17.21%	55.64%	19.55%	7.60%
Infrastructure (Drinking Water Facility) (Q.No.14)	Count	233	465	114	83
	%	26.03%	51.96%	12.74%	9.27%
Infrastructure (Washroom Facilities) (Q.No.15)	Count	176	510	151	58
	%	19.66%	56.98%	16.87%	6.48%
Infrastructure (Hostel Facility) (Q.No.16)	Count	182	517	153	43
	%	20.34%	57.77%	17.09%	4.80%
Acquired Skills by the Students (Analytical Ability) (Q.No.17)	Count	198	582	105	10
	%	22.12%	65.03%	11.73%	1.12%
Acquired Skills by the Students (Problem Solving Ability) (Q.No.18)	Count	246	547	93	9
	%	27.49%	61.12%	10.39%	1.01%
Acquired Skills by the Students (Communication Skills) (Q.No.19)	Count	296	530	60	9
	%	33.07%	59.22%	6.70%	1.01%
Acquired Skills by the Students (IT Skills) (Q.No.20)	Count	179	559	134	23
	%	20.00%	62.46%	14.97%	2.57%
Acquired Skills by the Students (Leadership) (Q.No.21)	Count	279	520	80	16
	%	31.17%	58.10%	8.94%	1.79%
Acquired Skills by the Students (Time Management) (Q.No.22)	Count	321	514	48	12
	%	35.87%	57.43%	5.36%	1.34%
Acquired Skills by the Students (Team Work/ Collaboration Skills)	Count	315	506	56	18
	%	35.20%	56.54%	6.26%	2.01%

(Q.No.23)					
Acquired Skills by the Students (Critical Thinking) (Q.No.24)	Count	222	571	81	21
	%	24.80%	63.80%	9.05%	2.35%
Acquired Skills by the Students (Entrepreneurial / Job Skills) (Q.No.25)	Count	208	555	102	30
	%	23.24%	62.01%	11.40%	3.35%
Acquired Skills by the Students (Innovation ecosystem) (Q.No.26)	Count	235	545	87	28
	%	26.26%	60.89%	9.72%	3.13%

(A) Students Feedback on Course Content: 2019-20

All Departments (Total No of Students = 895)

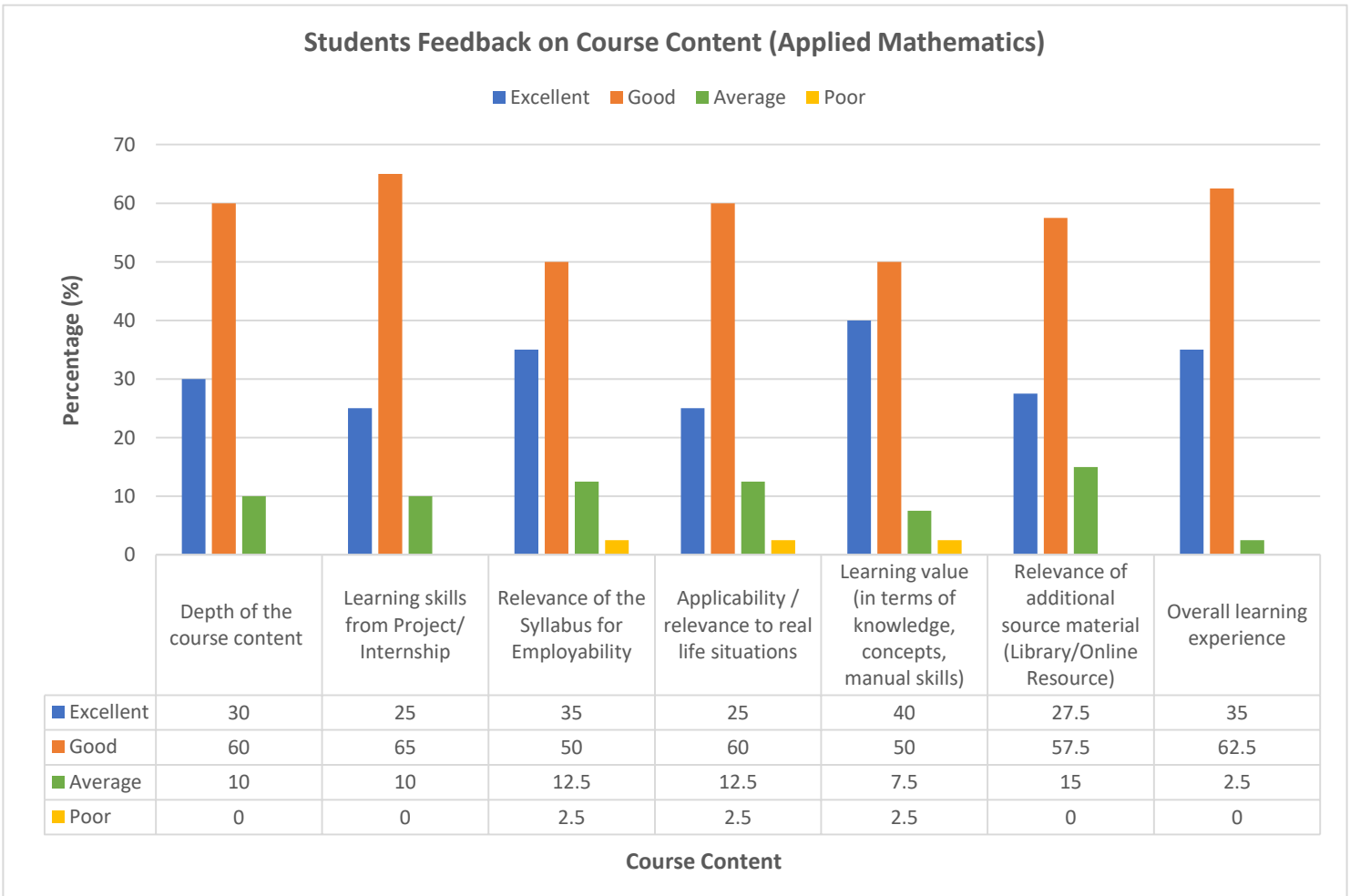


SCHOOL OF SCIENCES

Students Feedback on Course Content

Dept of Applied Mathematics : 2019-20

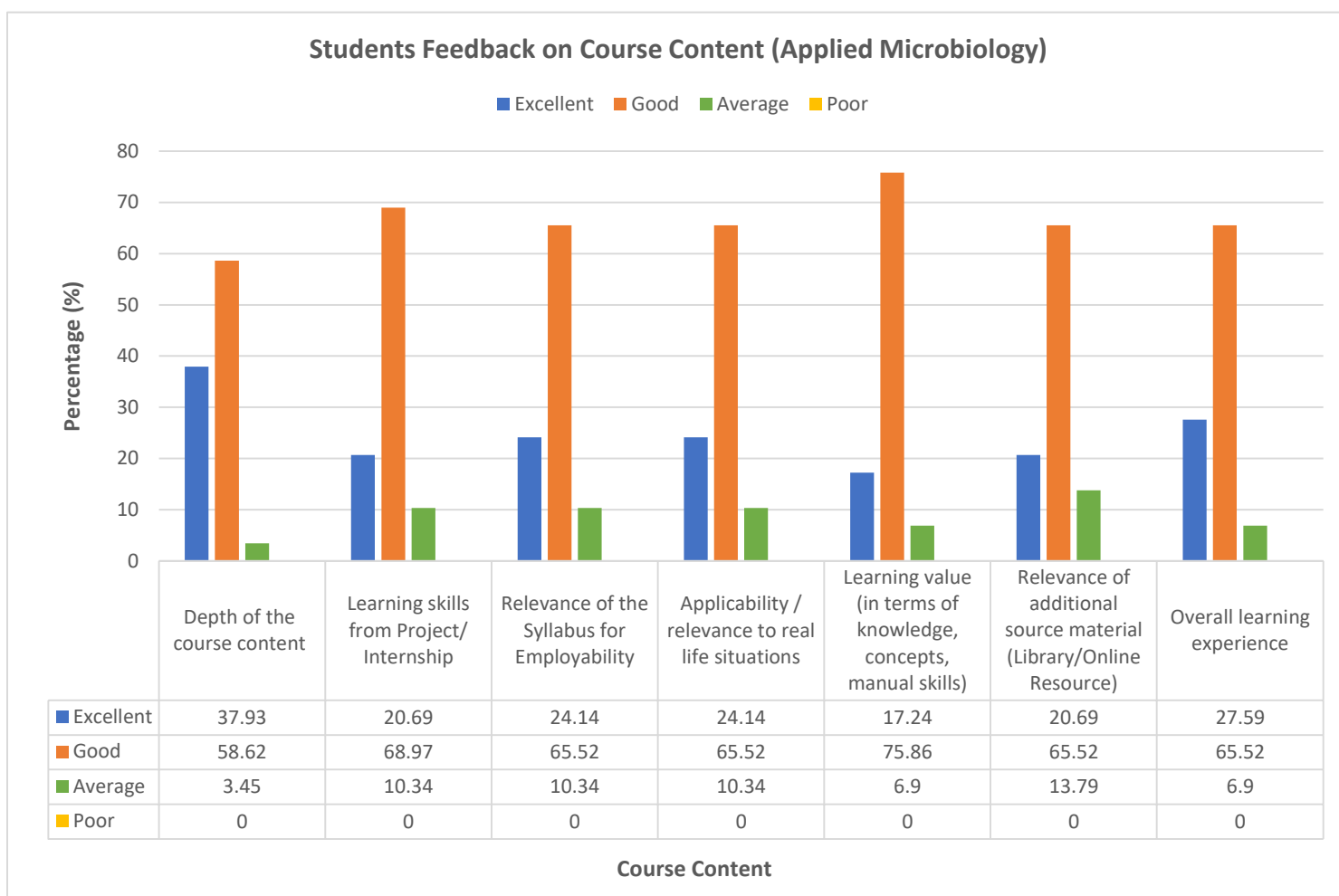
Total Number of Students : 40 (Applied Mathematics)



Students Feedback Form on Course Content

Dept of Applied Microbiology: 2019-20

Total Number of Students: 29 (Applied Microbiology)

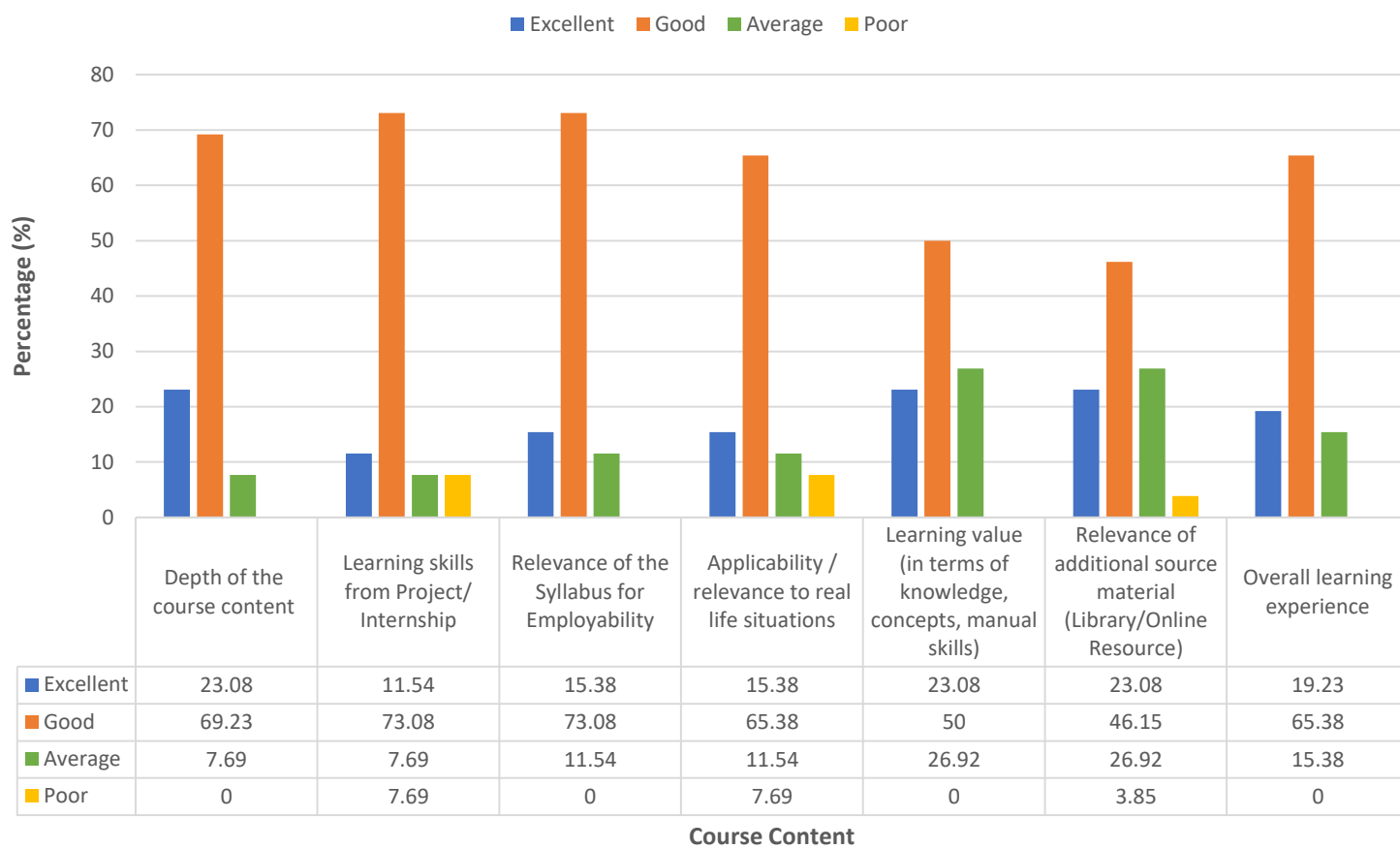


Students Feedback Form on Course Content

Dept of Applied Microbiology : 2019-20

Total Number of Students : 26 (Industrial Microbiology)

Students Feedback on Course Content (Industrial Microbiology)



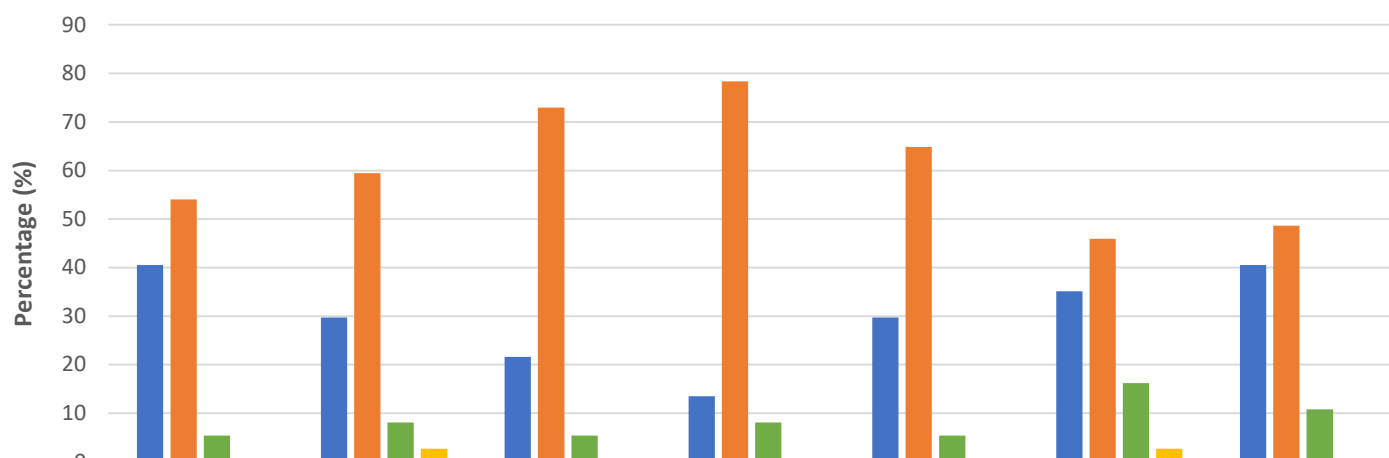
Students Feedback Form on Course Content

Dept of Applied Microbiology : 2019-20

Total Number of Students : 37 (Biochemistry)

Students Feedback on Course Content (Biochemistry)

■ Excellent ■ Good ■ Average ■ Poor



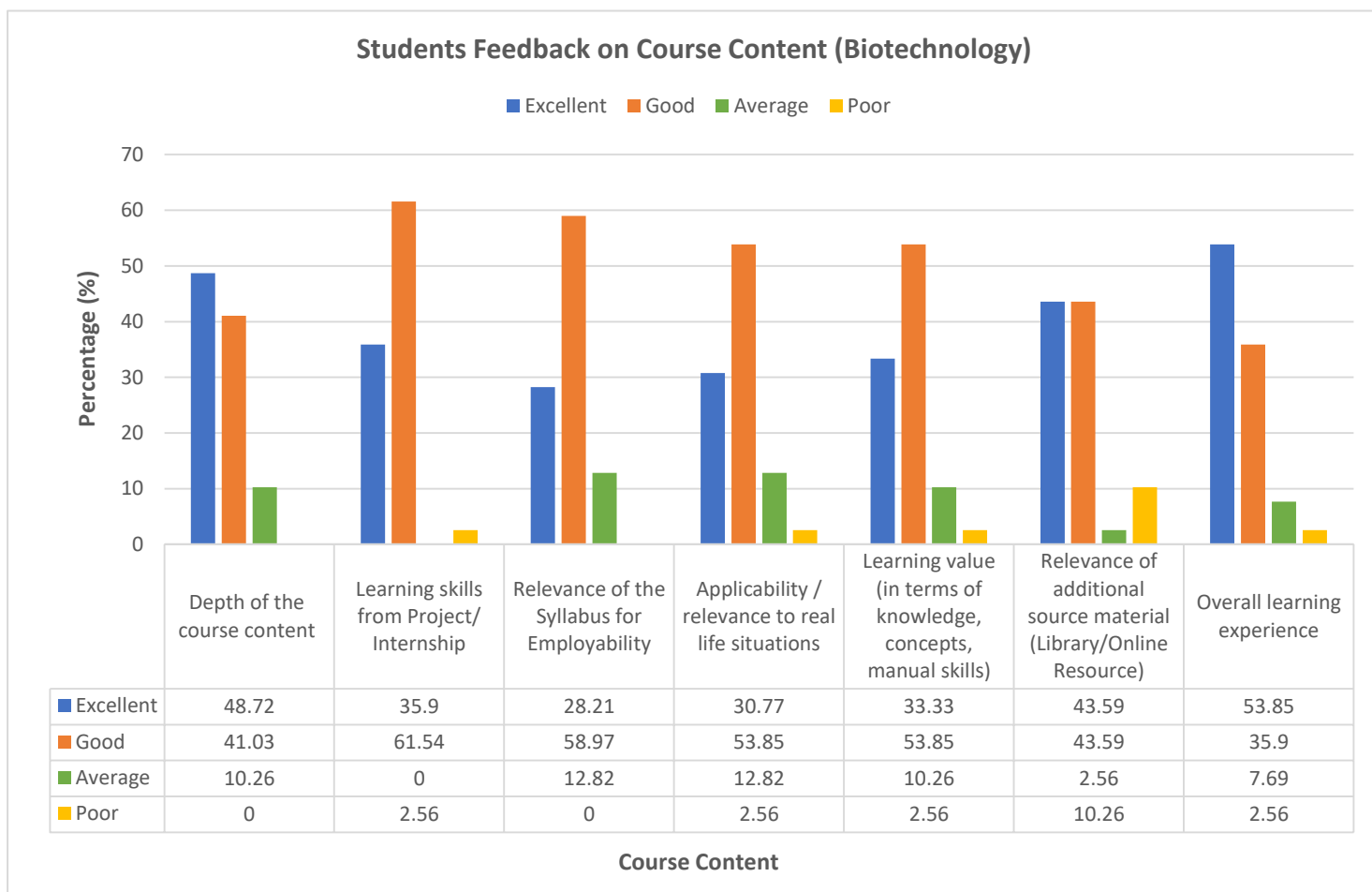
	Depth of the course content	Learning skills from Project/ Internship	Relevance of the Syllabus for Employability	Applicability / relevance to real life situations	Learning value (in terms of knowledge, concepts, manual skills)	Relevance of additional source material (Library/Online Resource)	Overall learning experience
■ Excellent	40.54	29.73	21.62	13.51	29.73	35.14	40.54
■ Good	54.05	59.46	72.97	78.38	64.86	45.95	48.65
■ Average	5.41	8.11	5.41	8.11	5.41	16.22	10.81
■ Poor	0	2.7	0	0	0	2.7	0

Course Content

Students Feedback on Course Content

Dept of Biotechnology : 2019-20

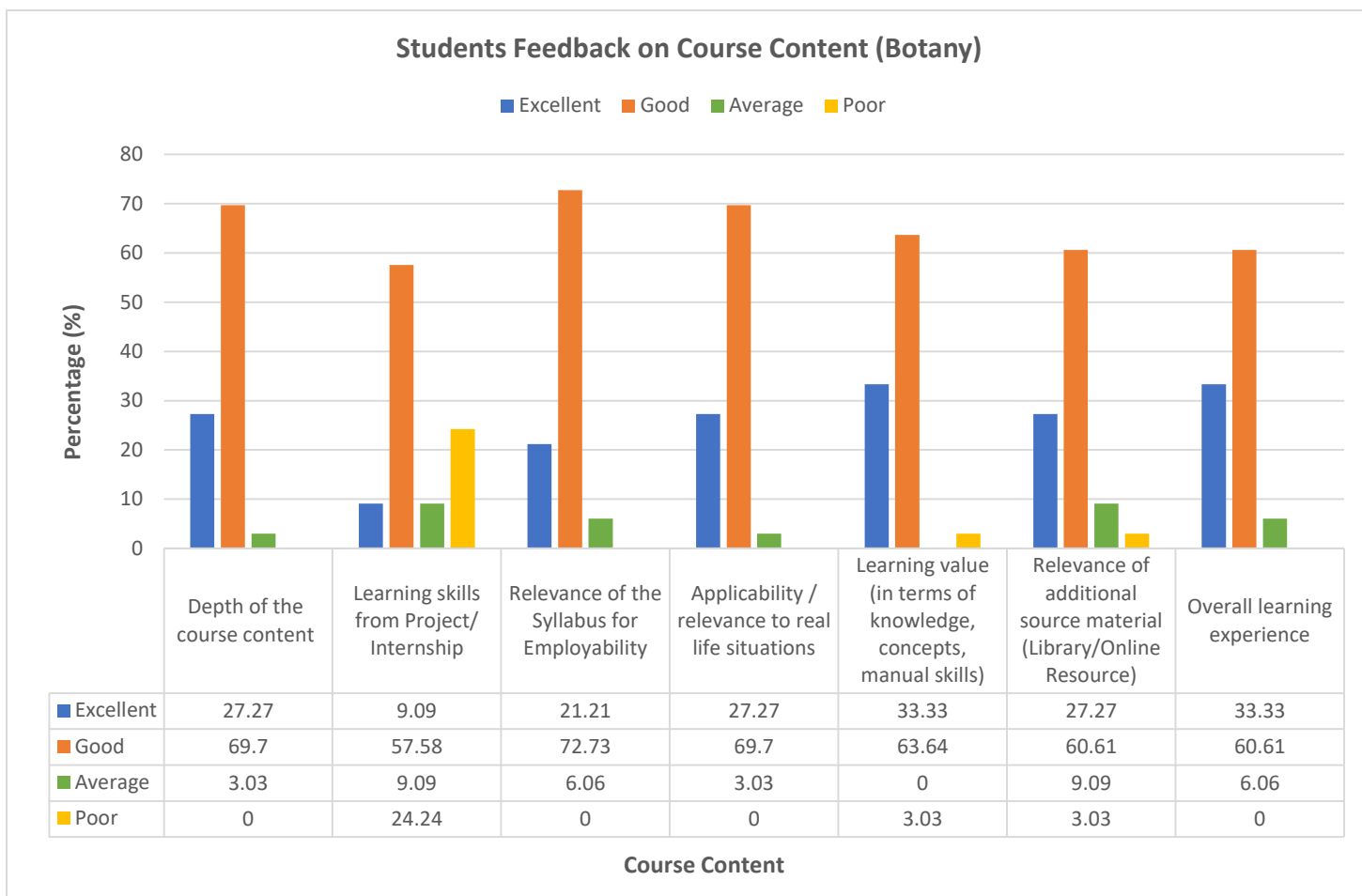
Total Number of Students : 39



Students Feedback Form on Course Content

Dept of Bioscience & Sericulture (Botany) : 2019-20

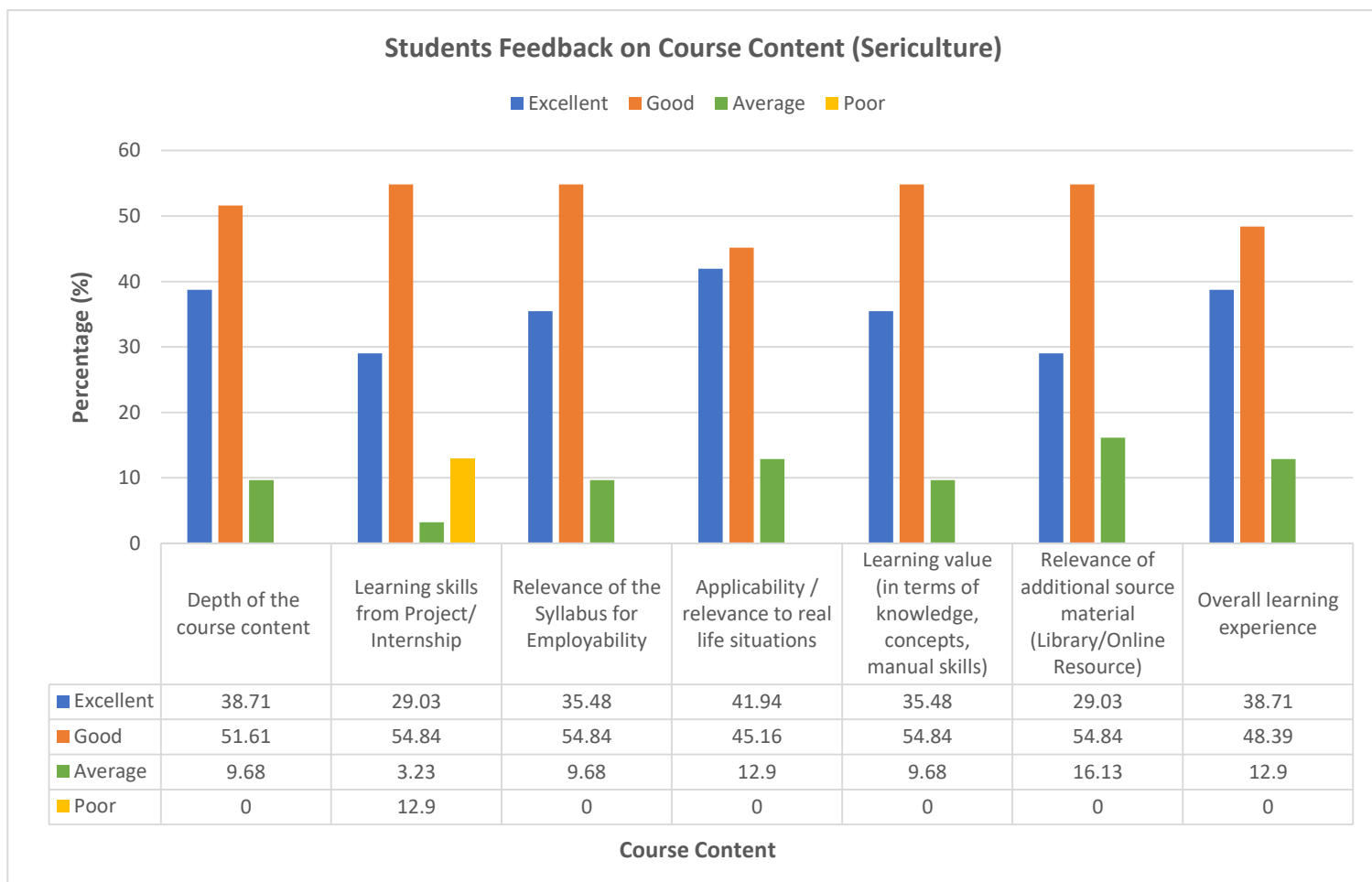
Total Number of Students : 33 (Botany)



Students Feedback Form on Course Content

Dept of Bioscience & Sericulture (Sericulture) : 2019-20

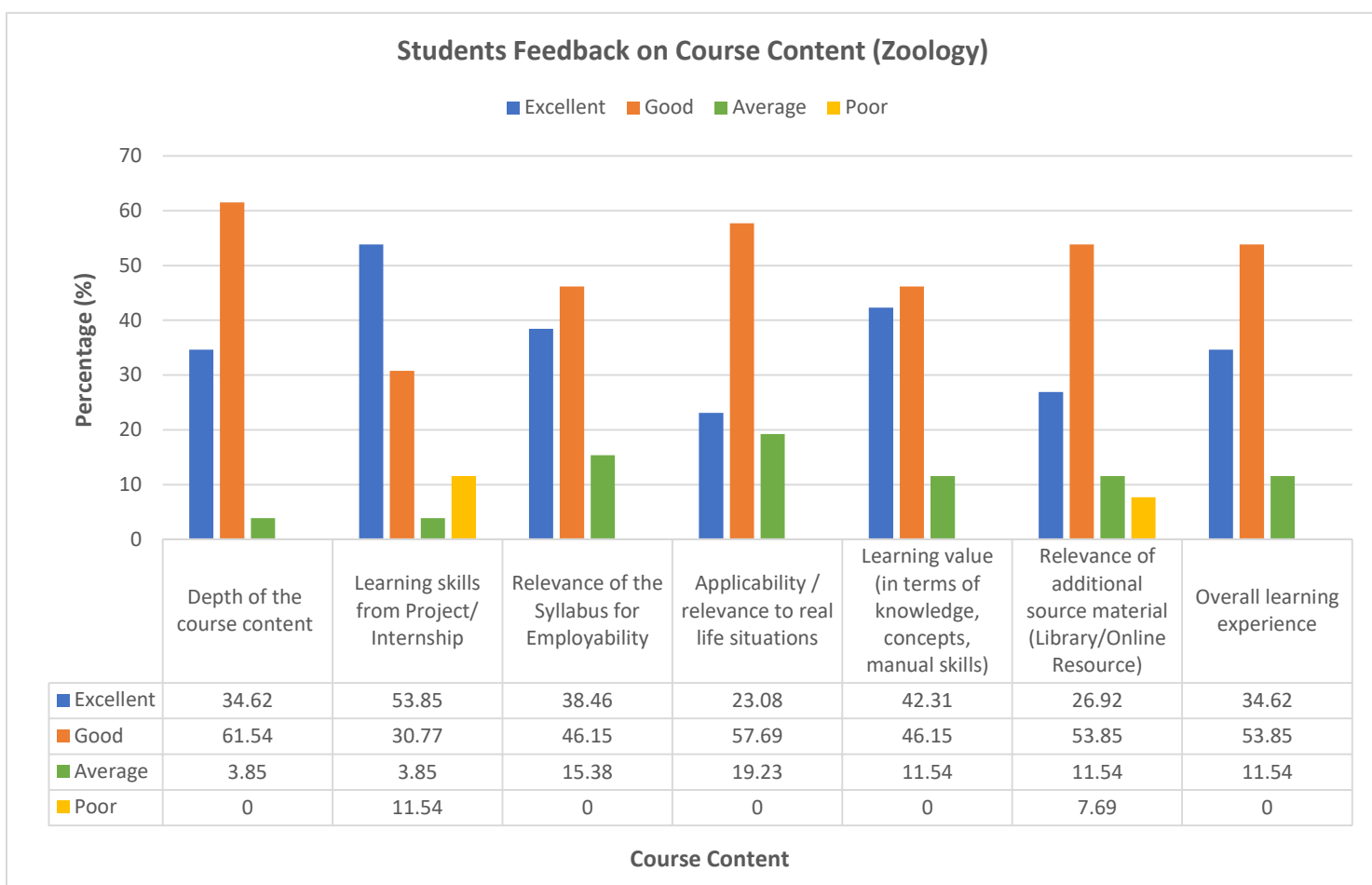
Total Number of Students : 31 (Sericulture)



Students Feedback Form on Course Content

Dept of Bioscience & Sericulture (Zoology): 2019-20

Total Number of Students: 26 (Zoology)



Students Feedback Form on Course Content

Dept of B.Vocational : 2019-20

Total Number of Students: 26 (Food Technology and Apparel Design)

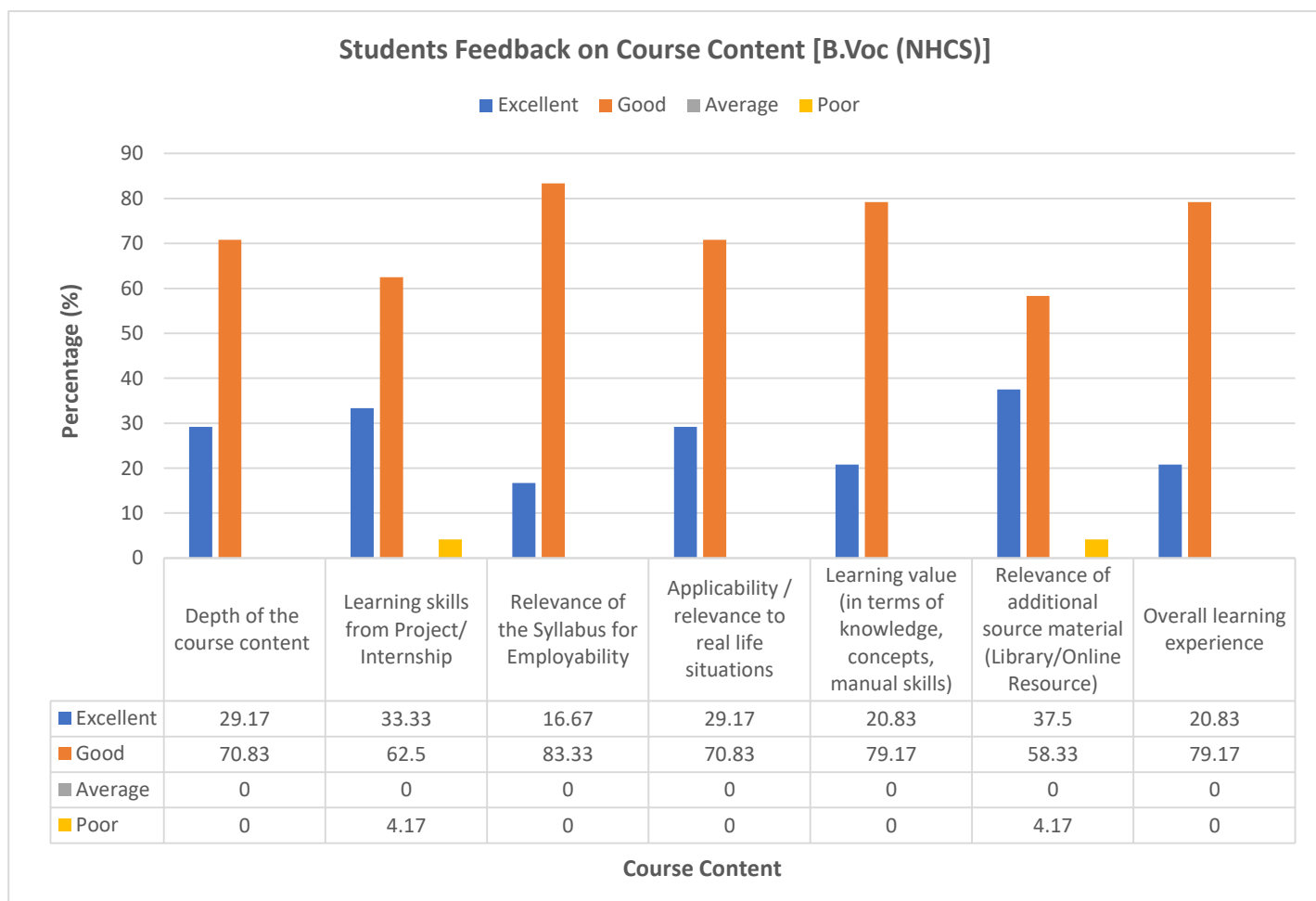
Students Feedback on Course Content [B.Voc (FTAD)]



Students Feedback Form on Course Content

Dept of B.Vocational : 2019-20

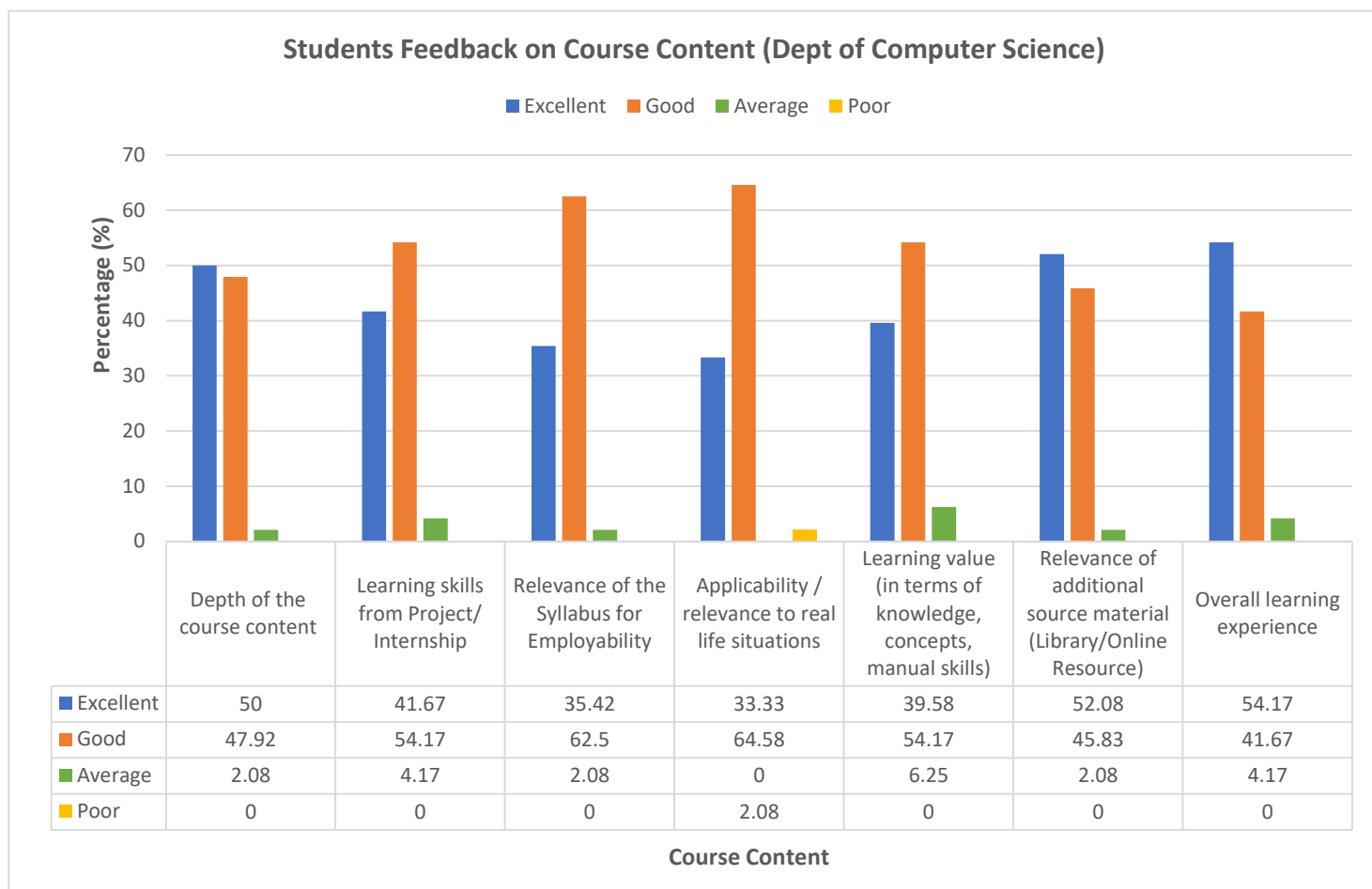
Total Number of Students : 24 (Nutrition and Health Care Science)



Students Feedback on Course Content

Dept of Computer Science (MCA) : 2019-20

Total Number of Students : 48 (Computer Science)

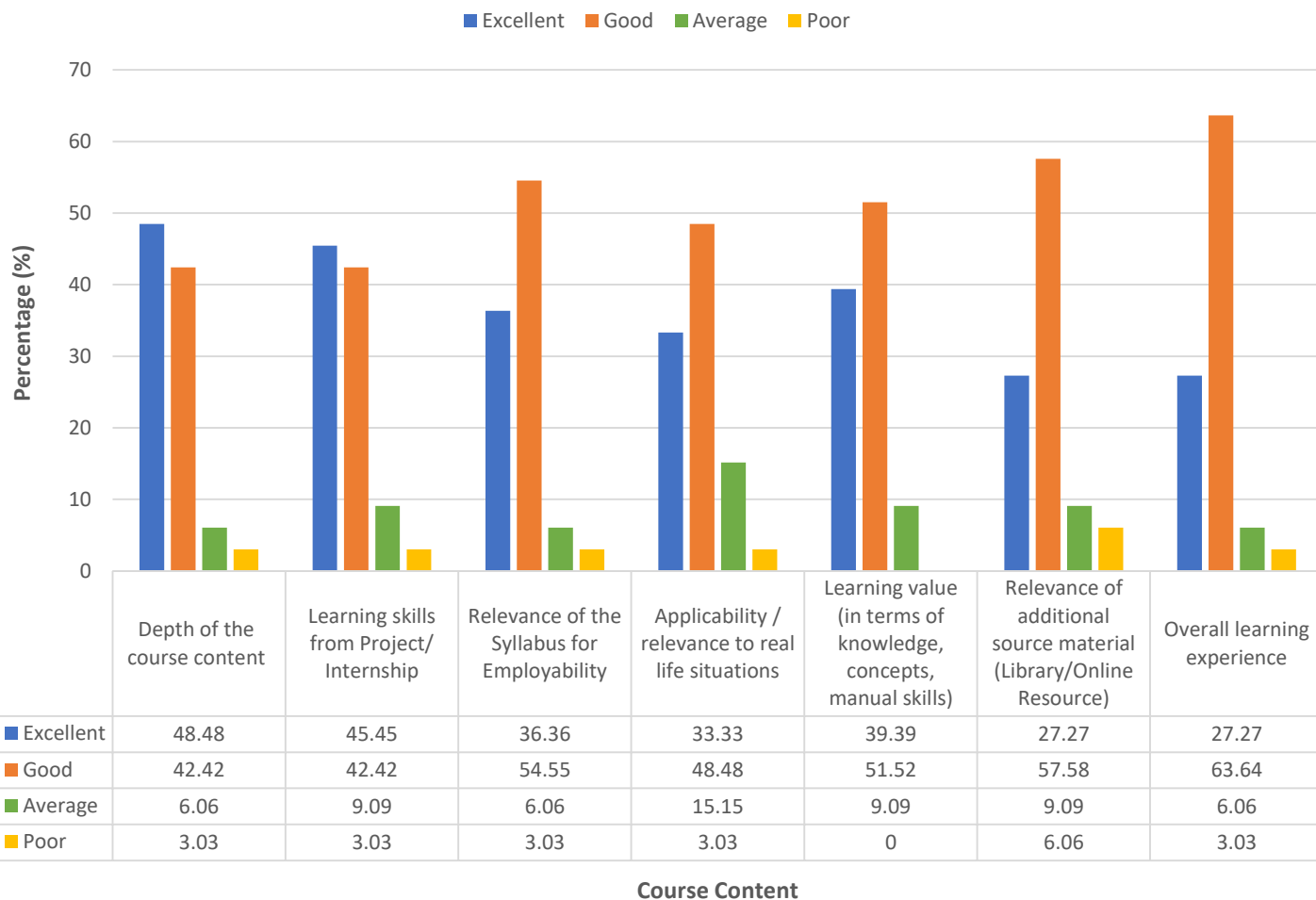


Students Feedback on Course Content

Dep of Physical Science (Physic) : 2019-20

Total Number of Students : 33 (Physics)

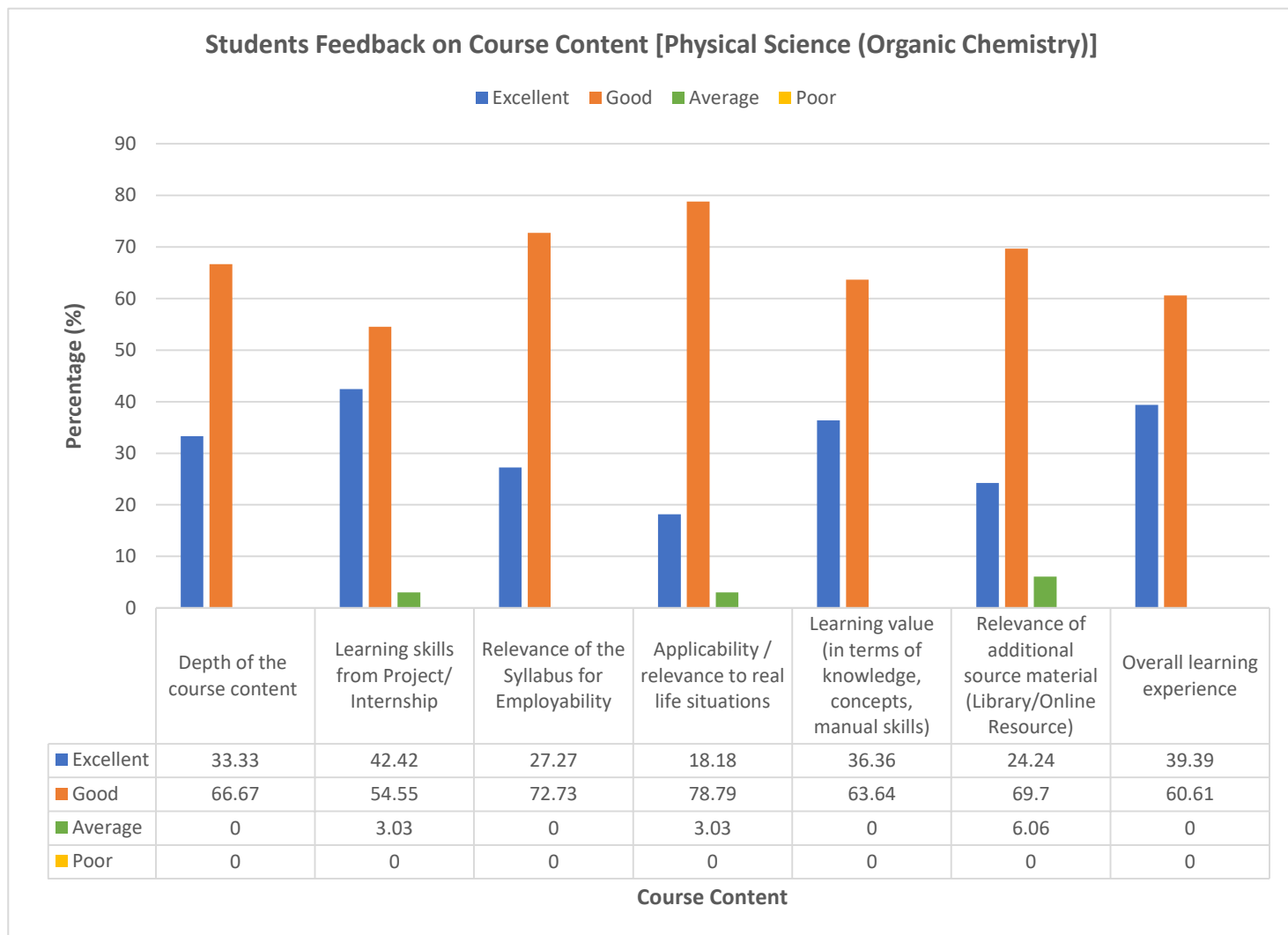
Students Feedback on Course Content [Physical Science (Physics)]



Students Feedback on Course Content

Dept of Physical Science (Organic Chemistry) : 2019-20

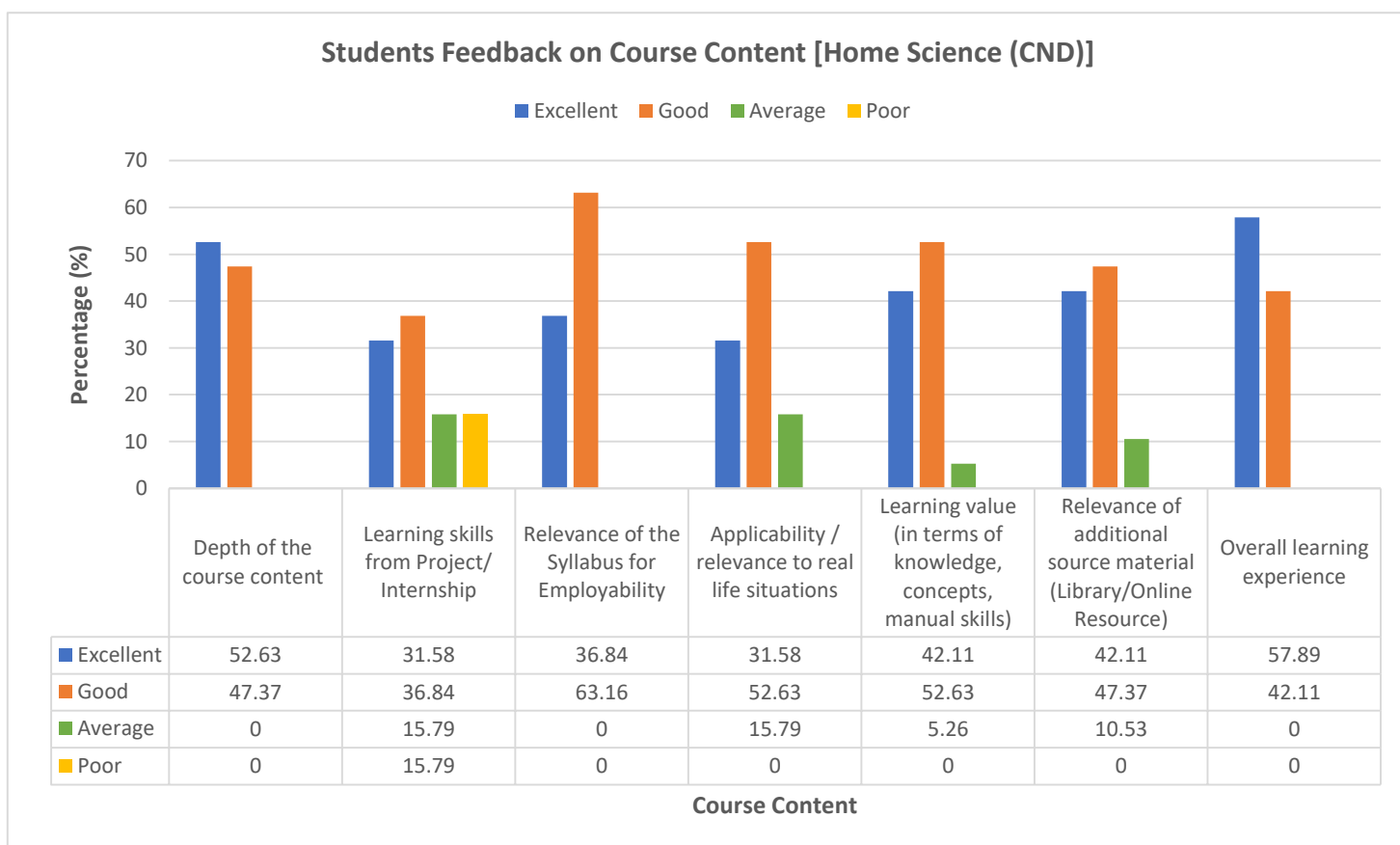
Total Number of Students : 33 (Organic Chemistry)



Students Feedback Form on Course Content

Dept of Home Science : 2019-20

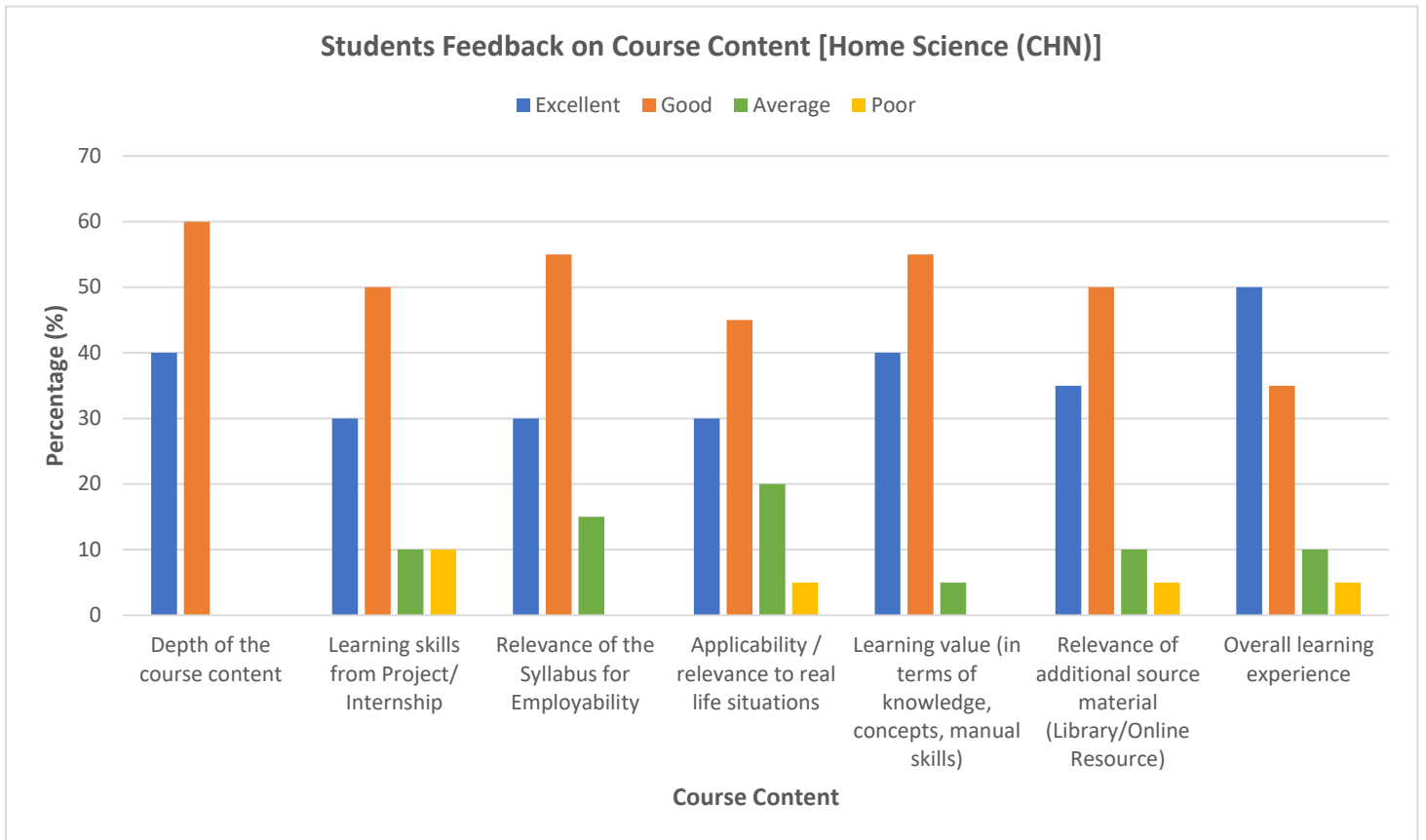
Total Number of Students : 19 (Clinical Nutrition and Dietetics)



Students Feedback Form on Course Content

Dept of Home Science : 2019-20

Total Number of Students: 20 (Community Health and Nutrition)



Students Feedback Form on Course Content

Dept of Home Science : 2019-20

Total Number of Students : 24 (Food Science and Quality Control)

Students Feedback on Course Content [Home Science (FSQC)]



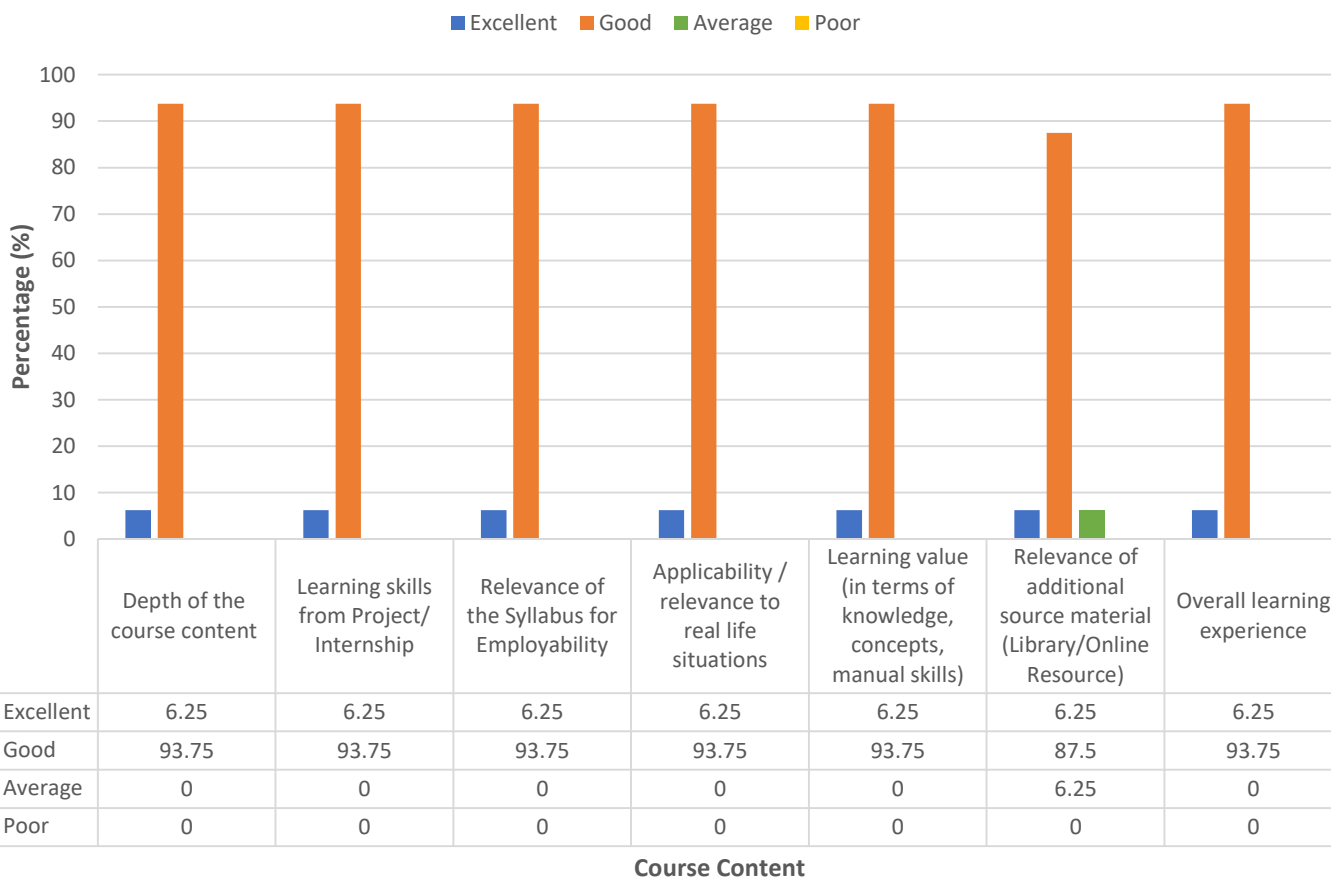
Course Content

Students Feedback Form on Course Content

Dept of Home Science : 2019-20

Total Number of Students : 16 (Human Development and Family Studies)

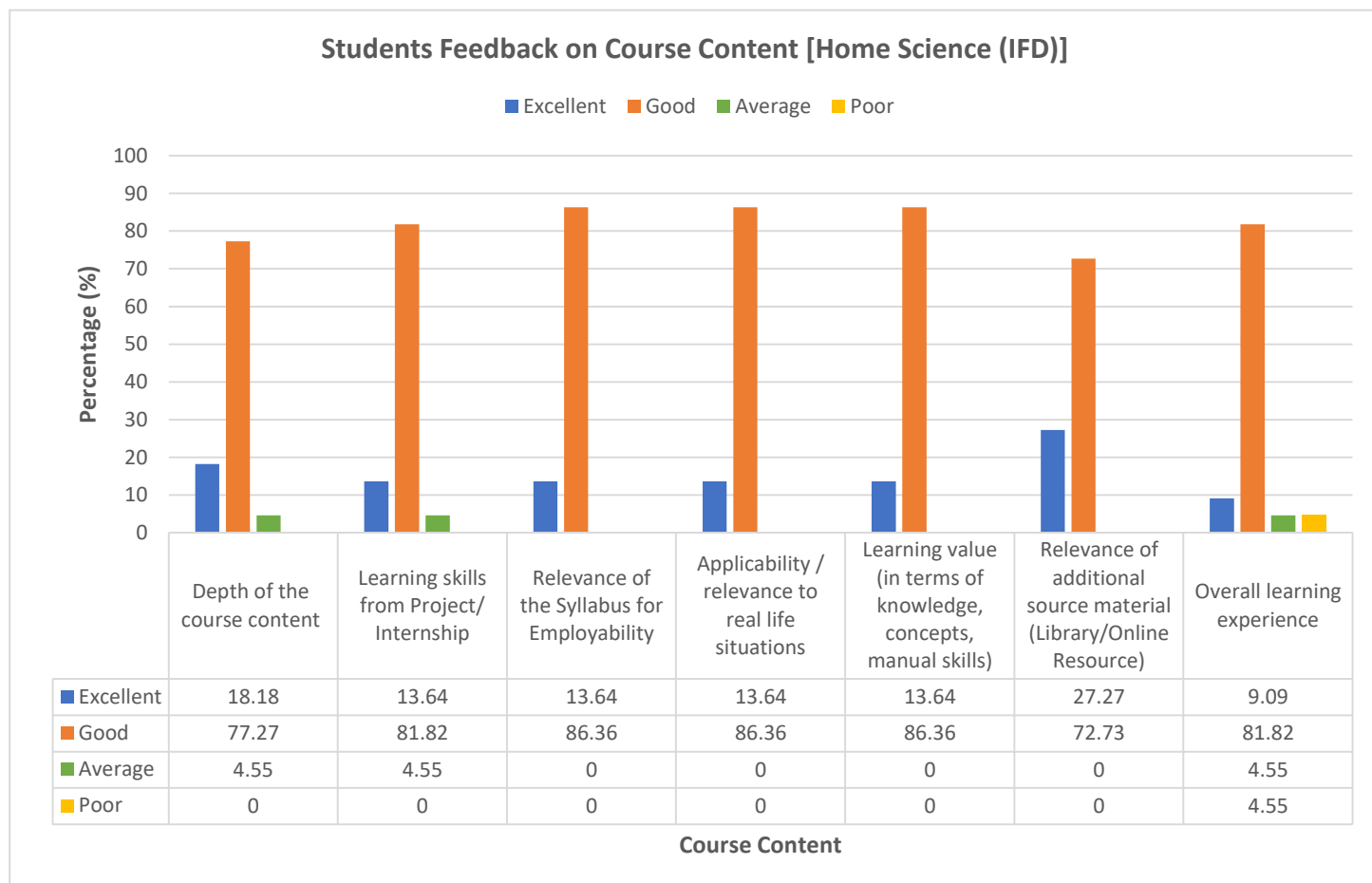
Students Feedback on Course Content [Home Science (HDFS)]



Students Feedback Form on Course Content

Dept of Home Science : 2019-20

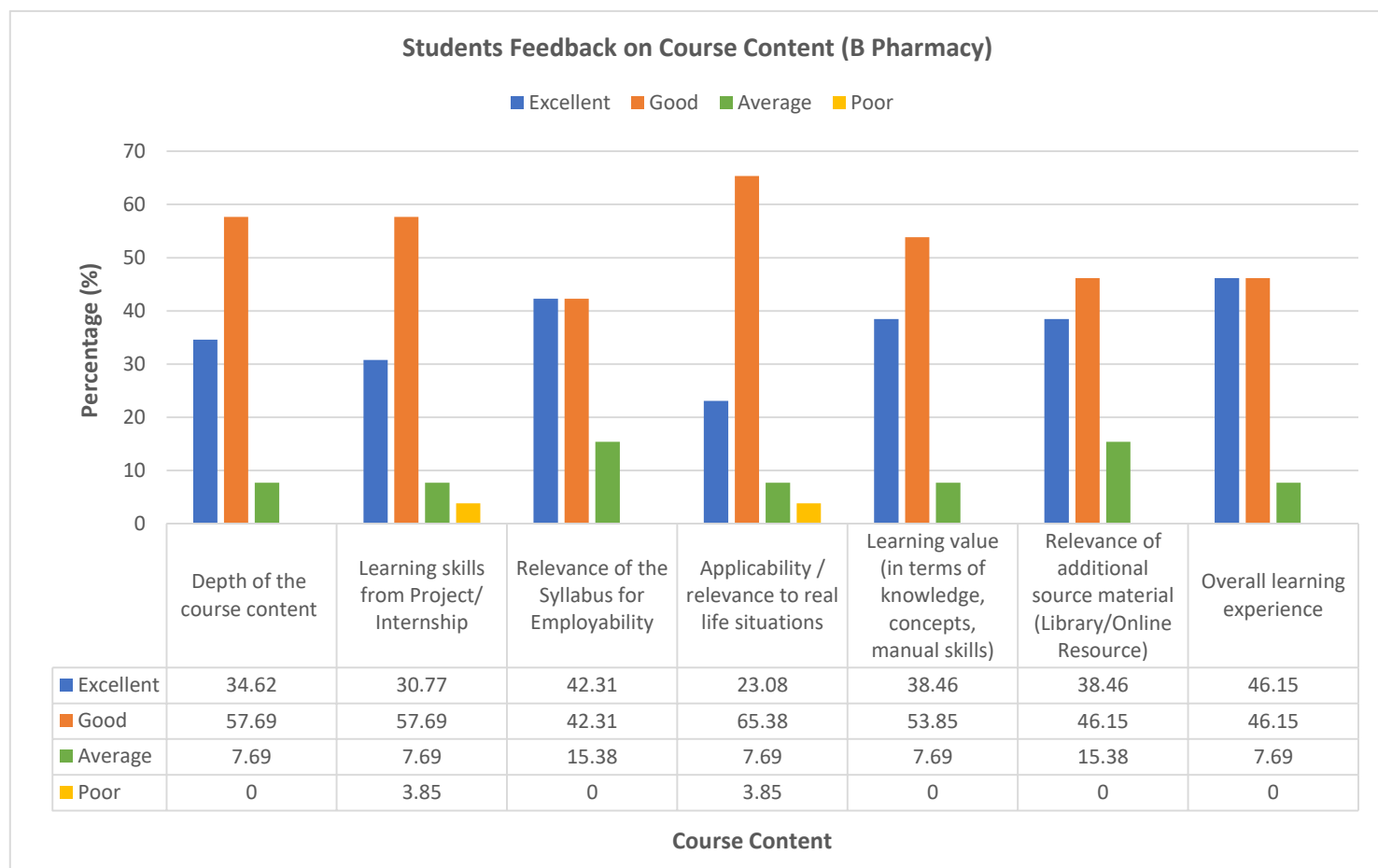
Total Number of Students : 22 (Integrated Food Technology)



Students Feedback Form on Course Content

Institute of Pharmacy & Technology : 2019-20

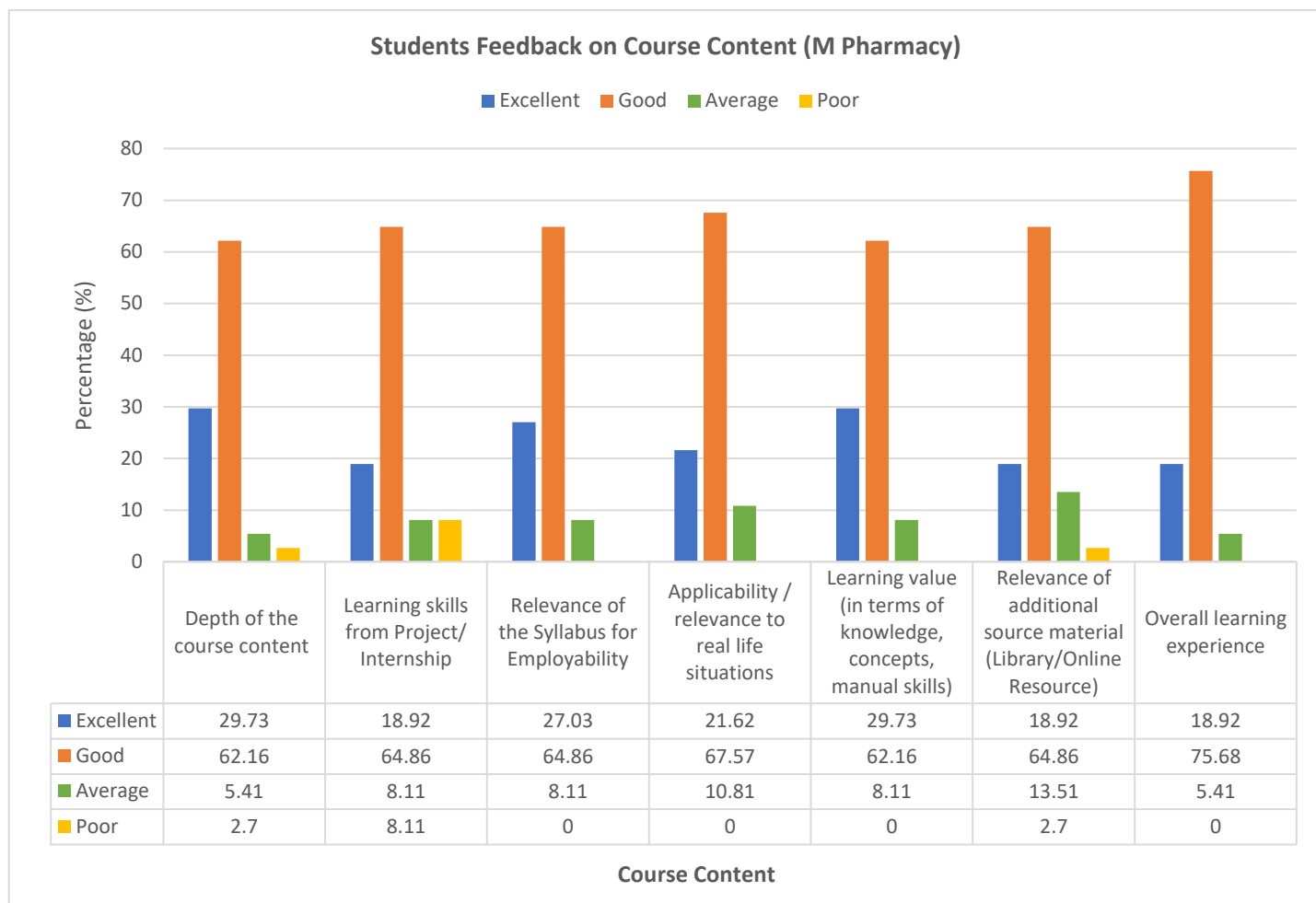
Total Number of Students: 26 (B Pharmacy)



Students Feedback Form on Course Content

Institute of Pharmacy & Technology : 2019-20

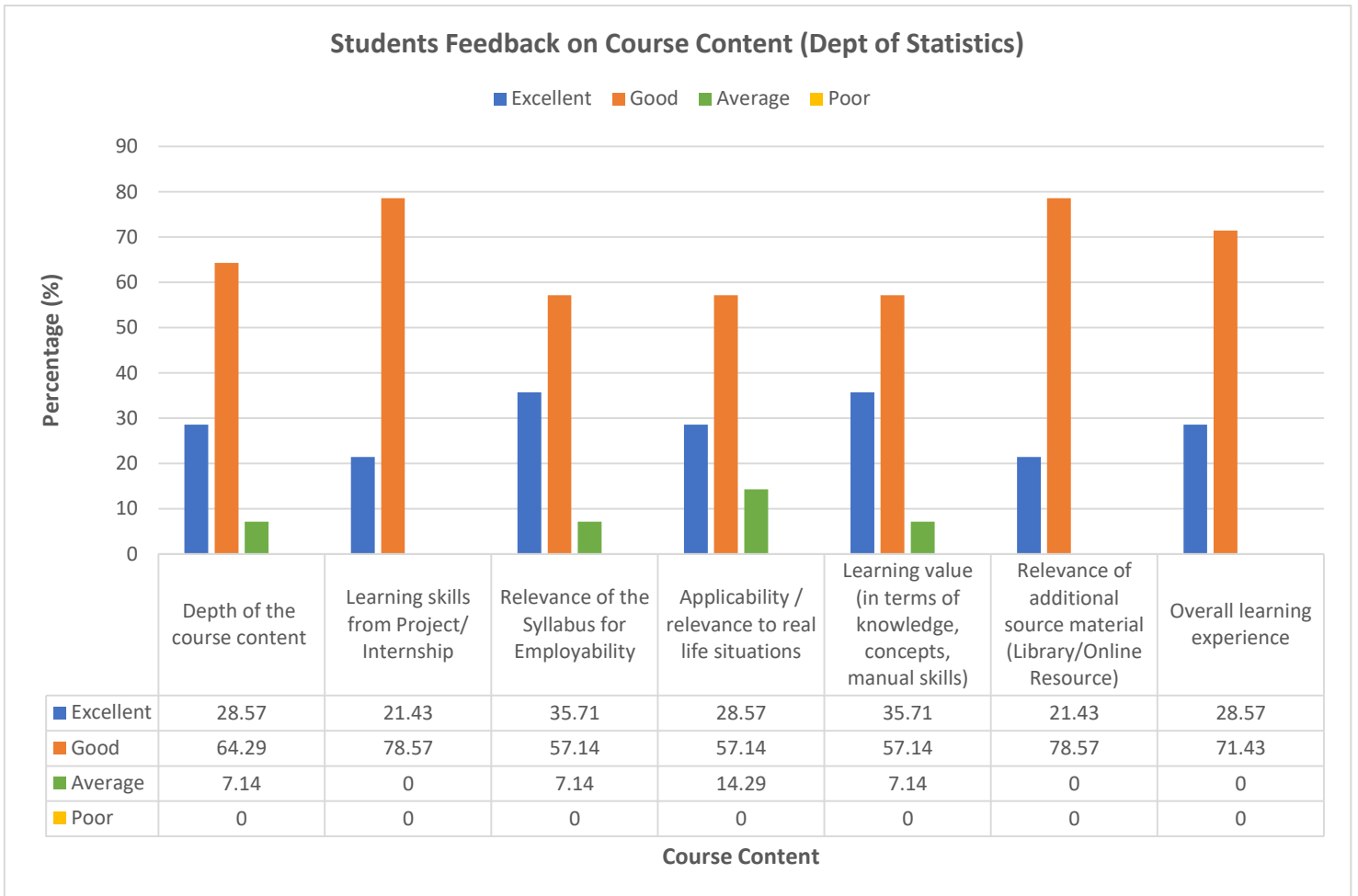
Total Number of Students : 37 (M Pharmacy)



Students Feedback Form on Course Content

Dept of Statistics : 2019-20

Total Number of Students : 14 (Statistics)

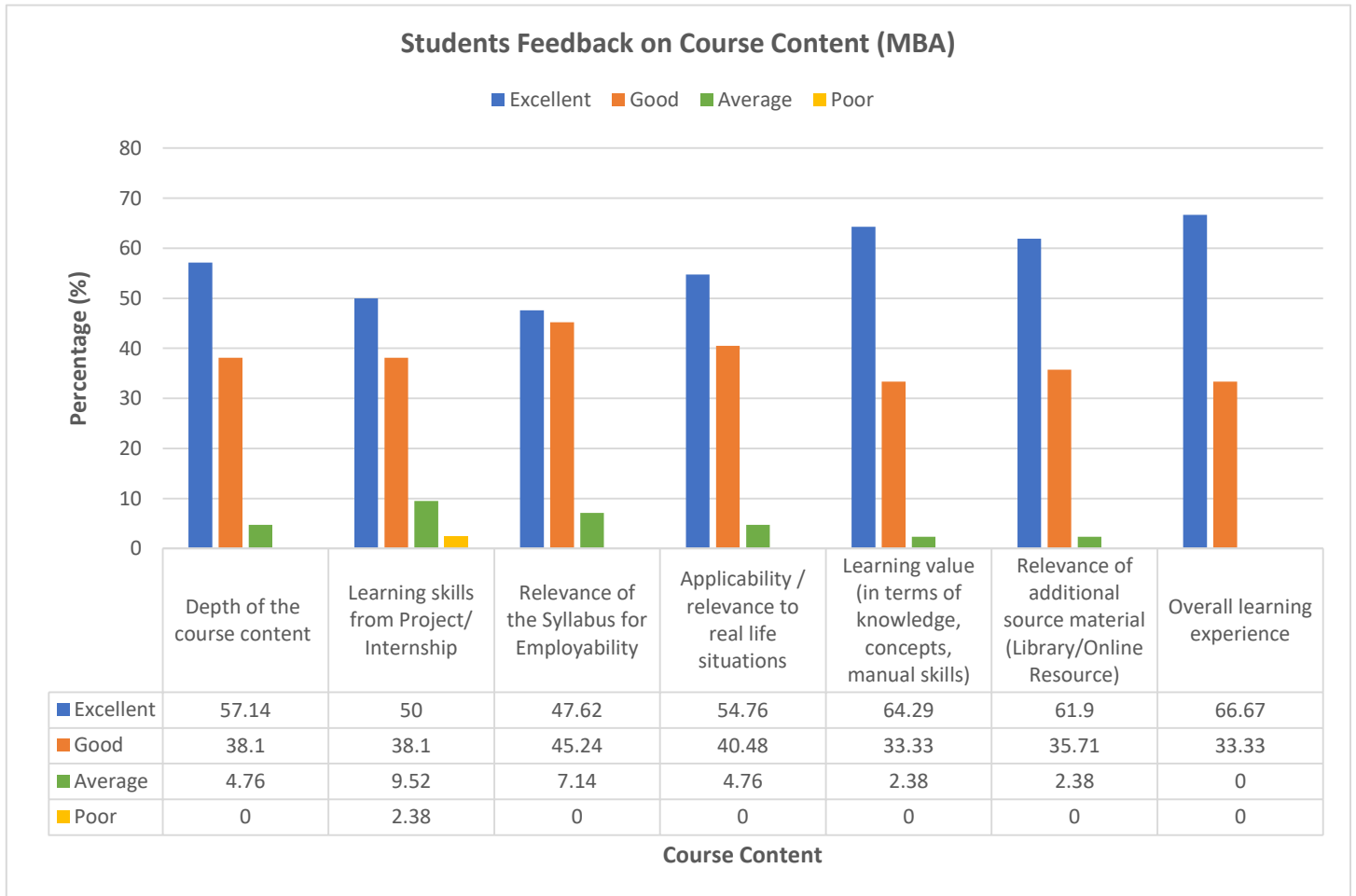


SCHOOL OF SOCIAL SCIENCES

Students Feedback on Course Content

Dept of Business Management : 2019-20

Total Number of Students : 42 (MBA)

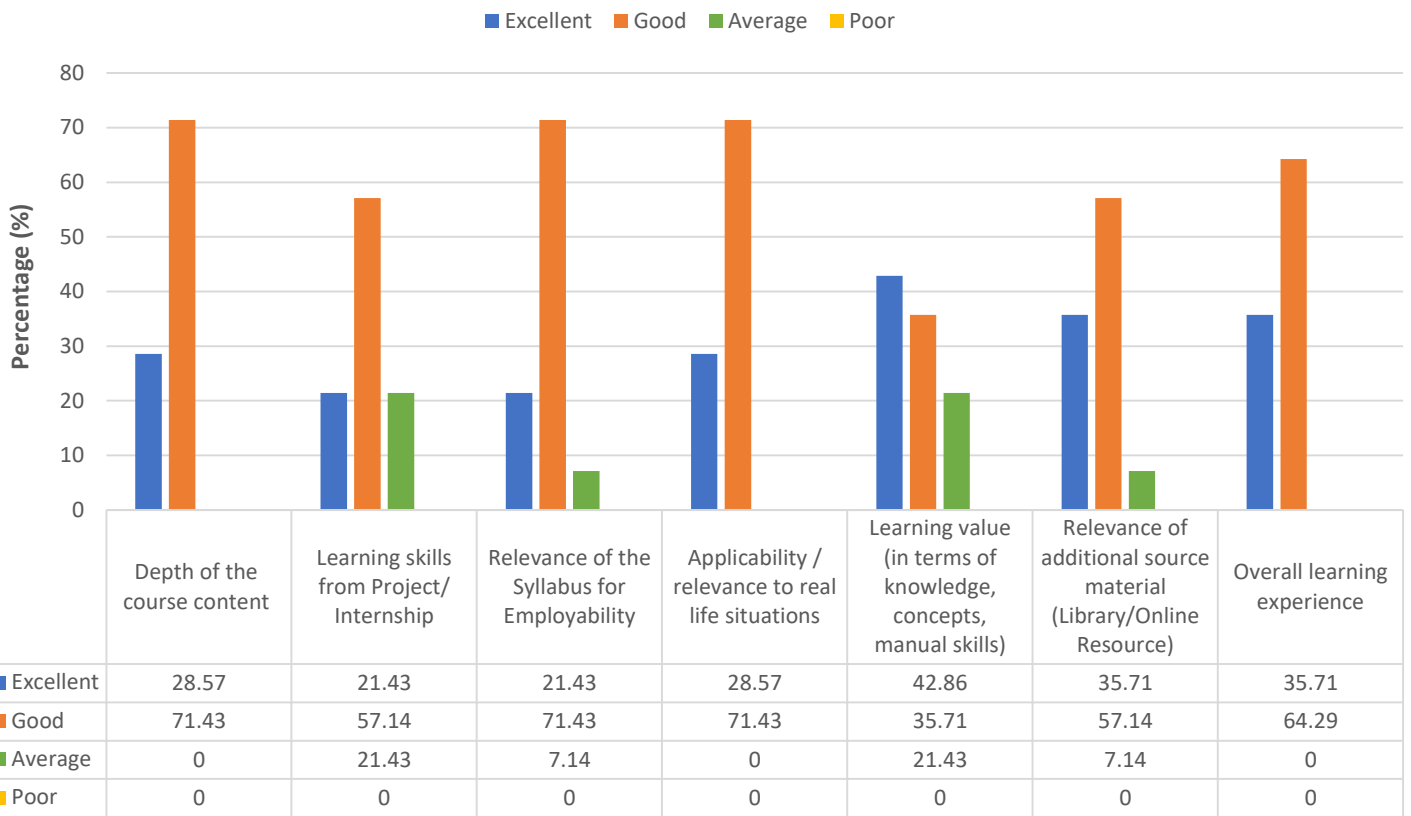


Students Feedback on Course Content

Dept of Communication & Journalism : 2019-20

Total Number of Students : 14 (C&J)

Students Feedback on Course Content (Communication & Journalism)

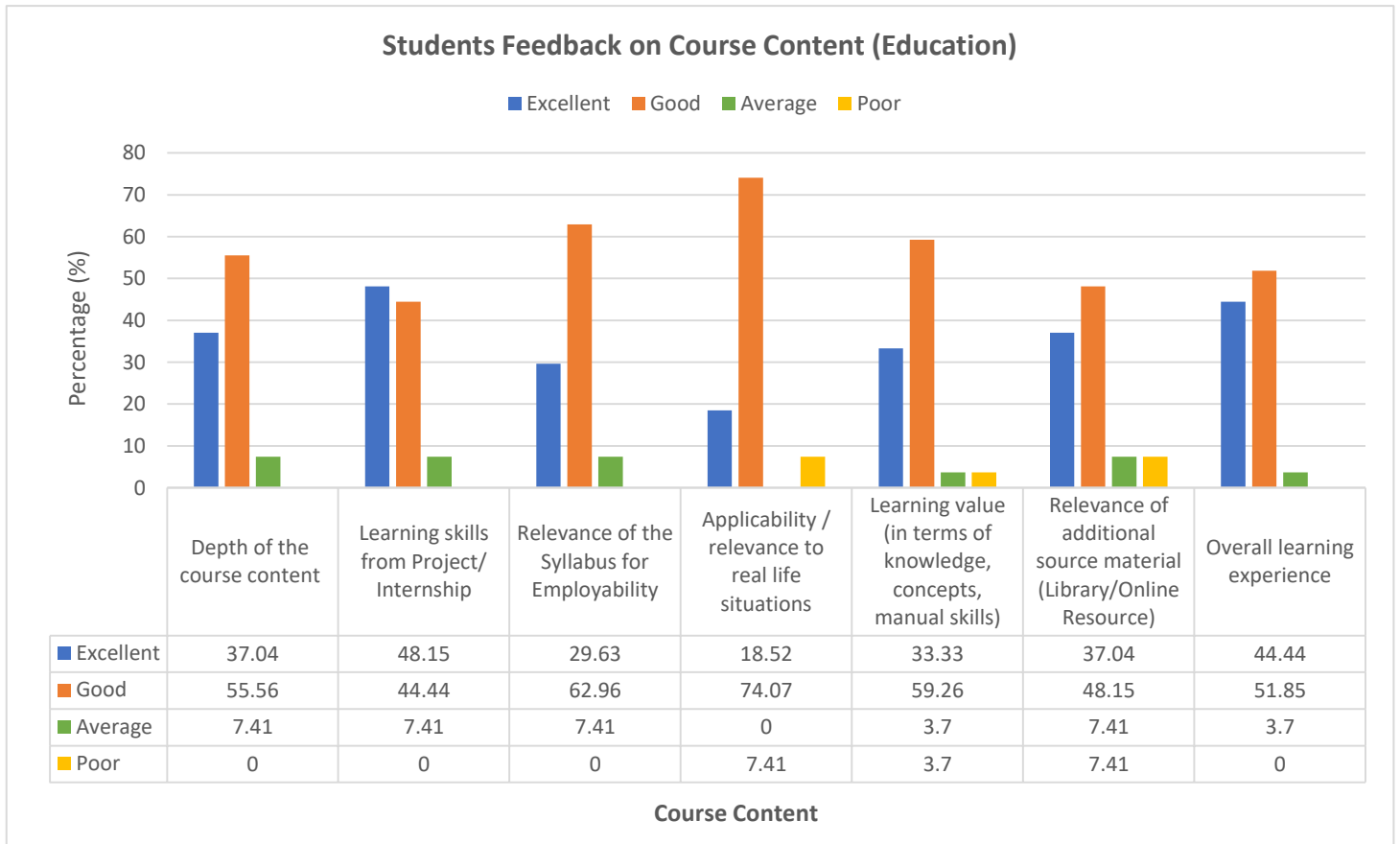


Course Content

Students Feedback on Course Content

Dept of Education: 2019-20

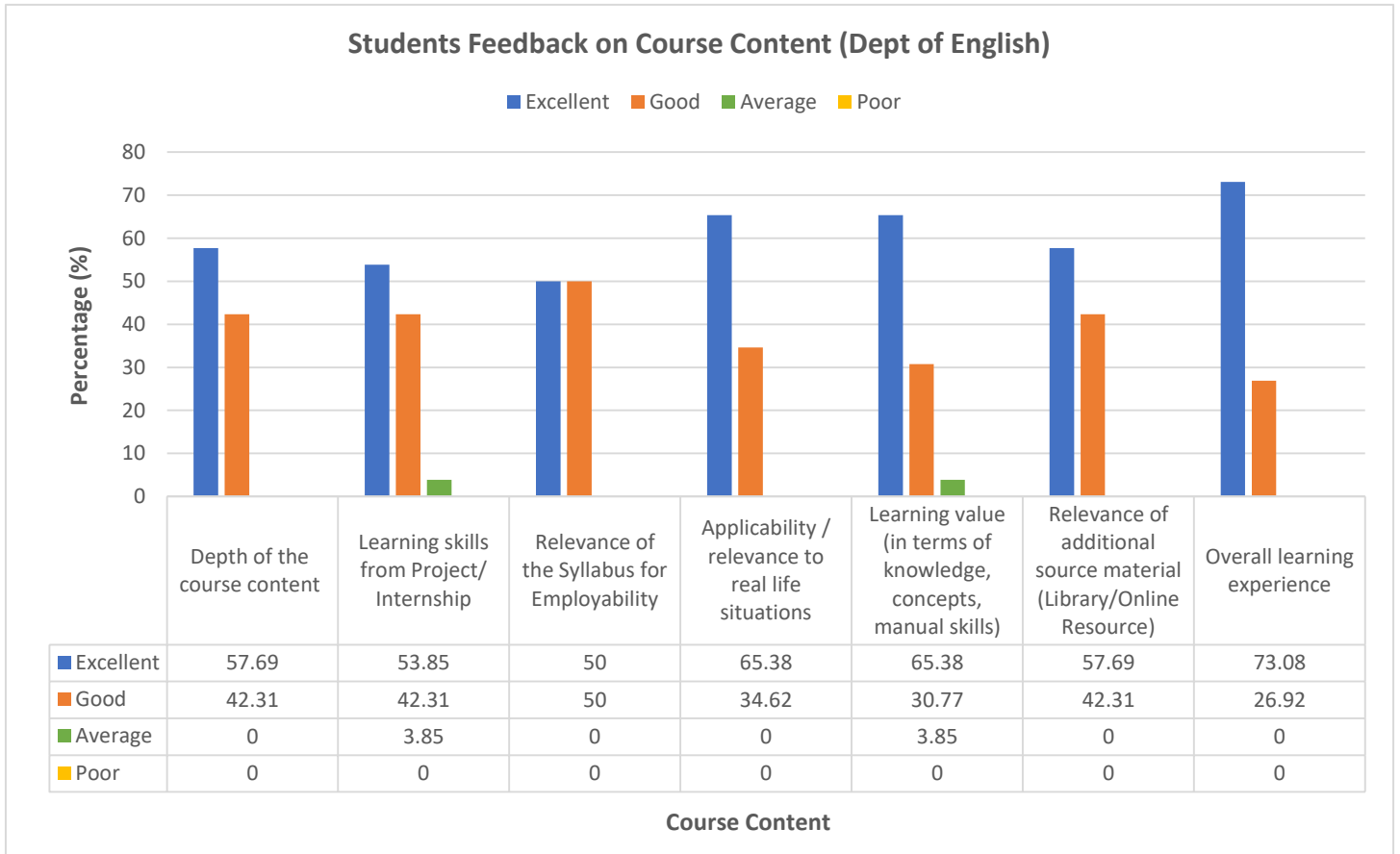
Total Number of Students: 27 (Education)



Students Feedback on Course Content

Dept of English: 2019-20)

Total Number of Students: 26 (English)

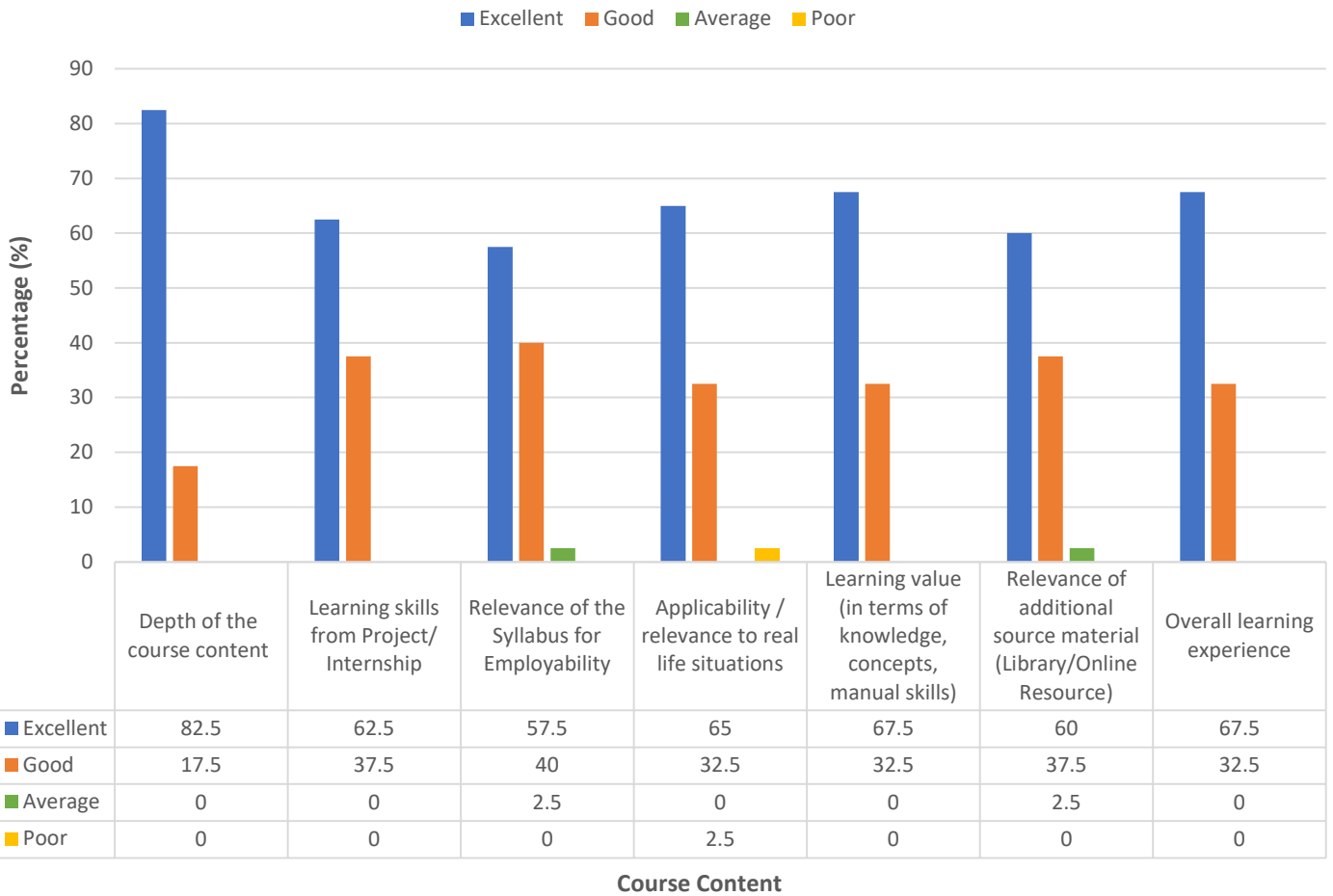


Students Feedback Form on Course Content

Dept of Law: 2019-20

Total Number of Students: 40 (Law)

Students Feedback on Course Content (Dept of Law)



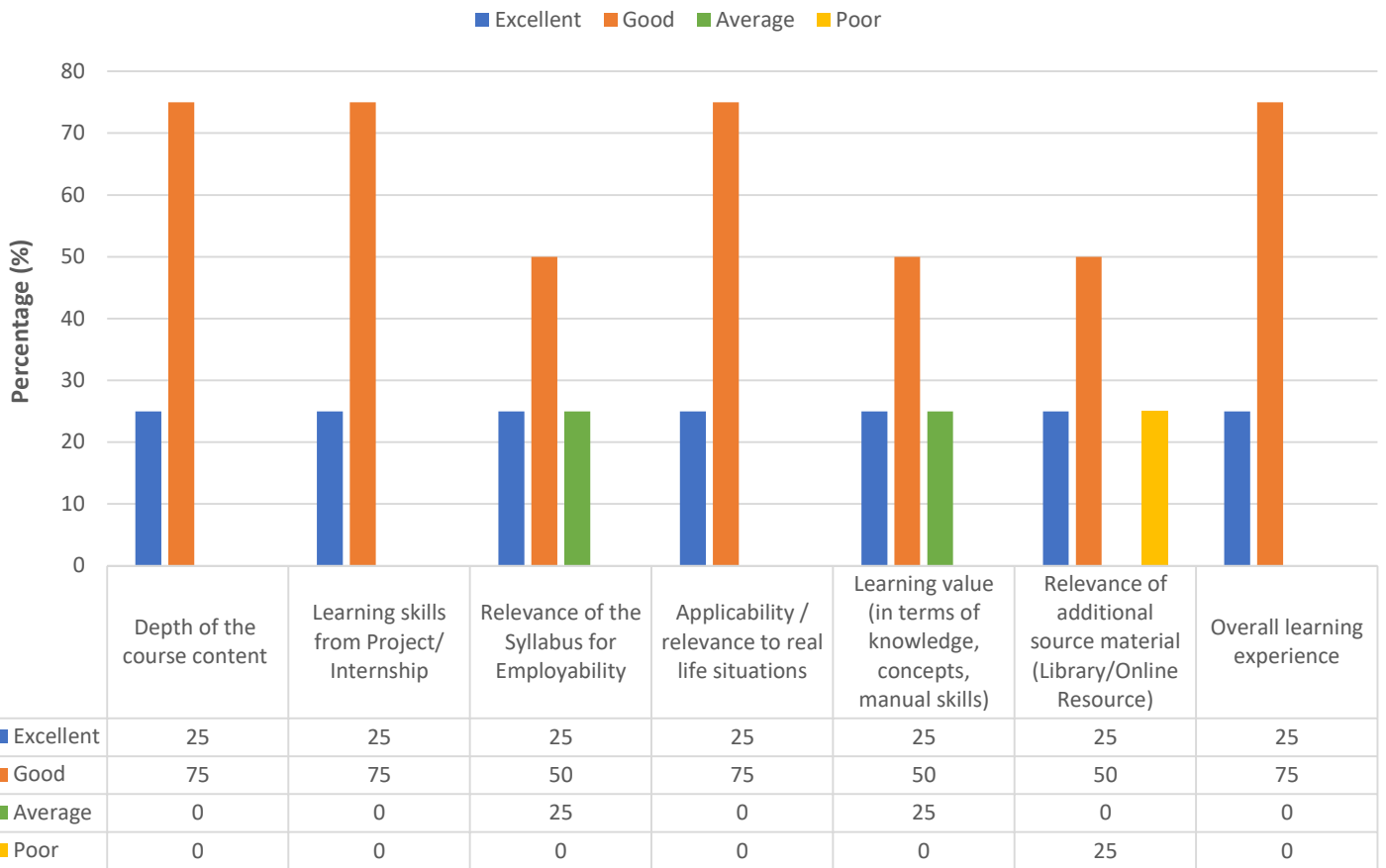
Course Content

Students Feedback on Course Content

Dept of Music: 2019-20

Total Number of Students: 4 (Music)

Students Feedback on Course Content (Dept of Music)

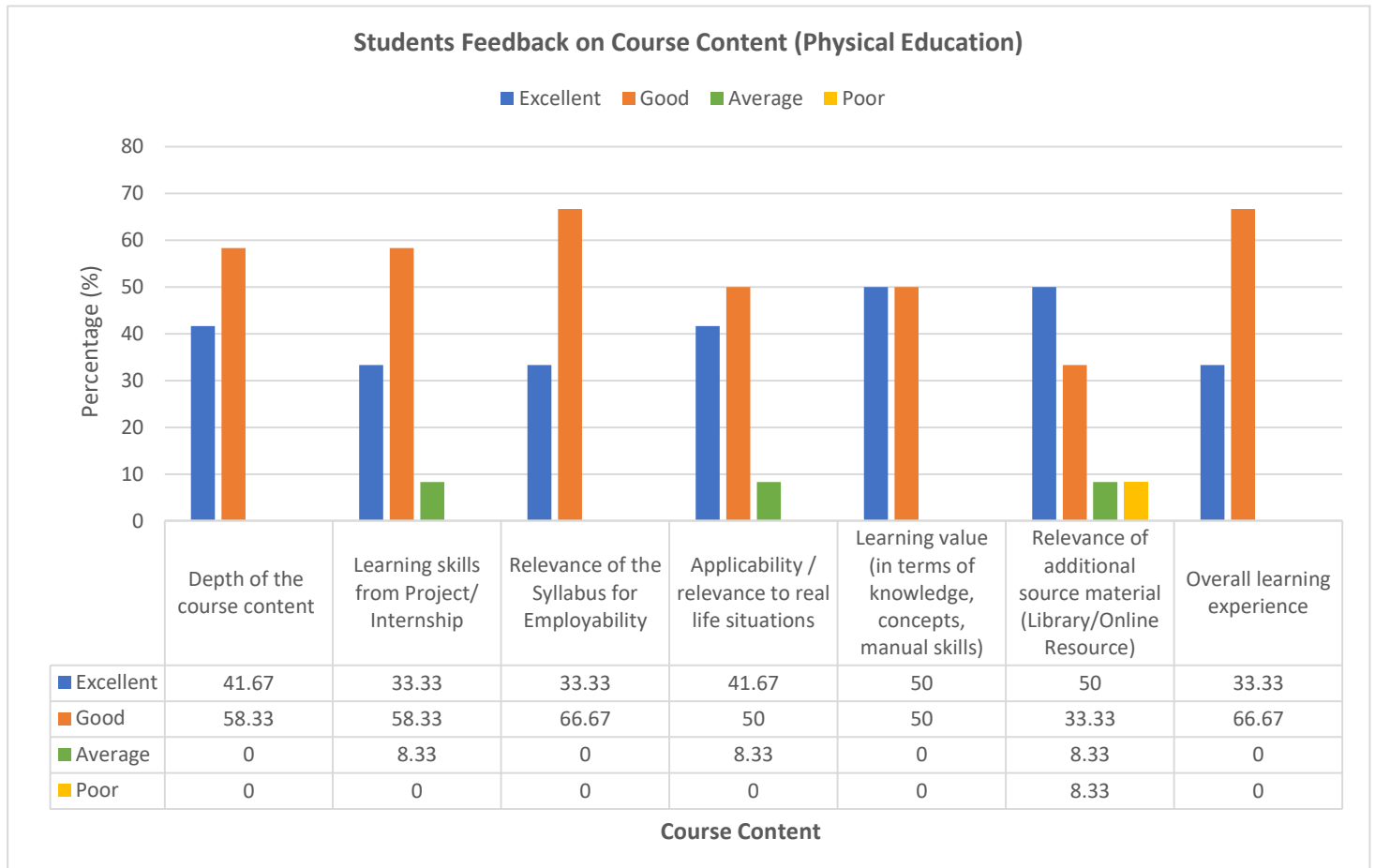


Course Content

Students Feedback on Course Content

Dept of Physical Education: 2019-20

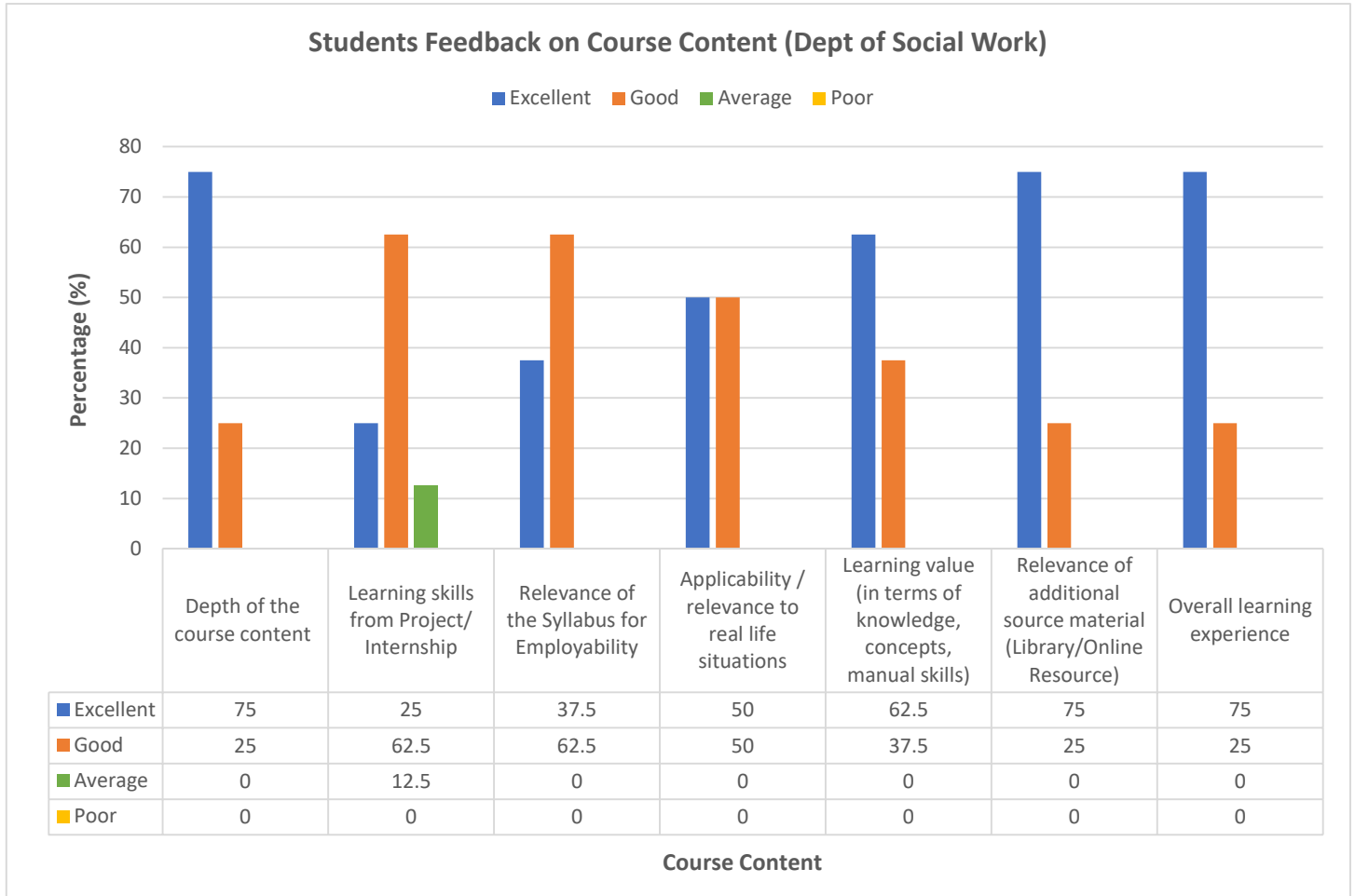
Total Number of Students : 12 (Physical Education)



Students Feedback on Course Content

Dept of Social Work : 2019-20

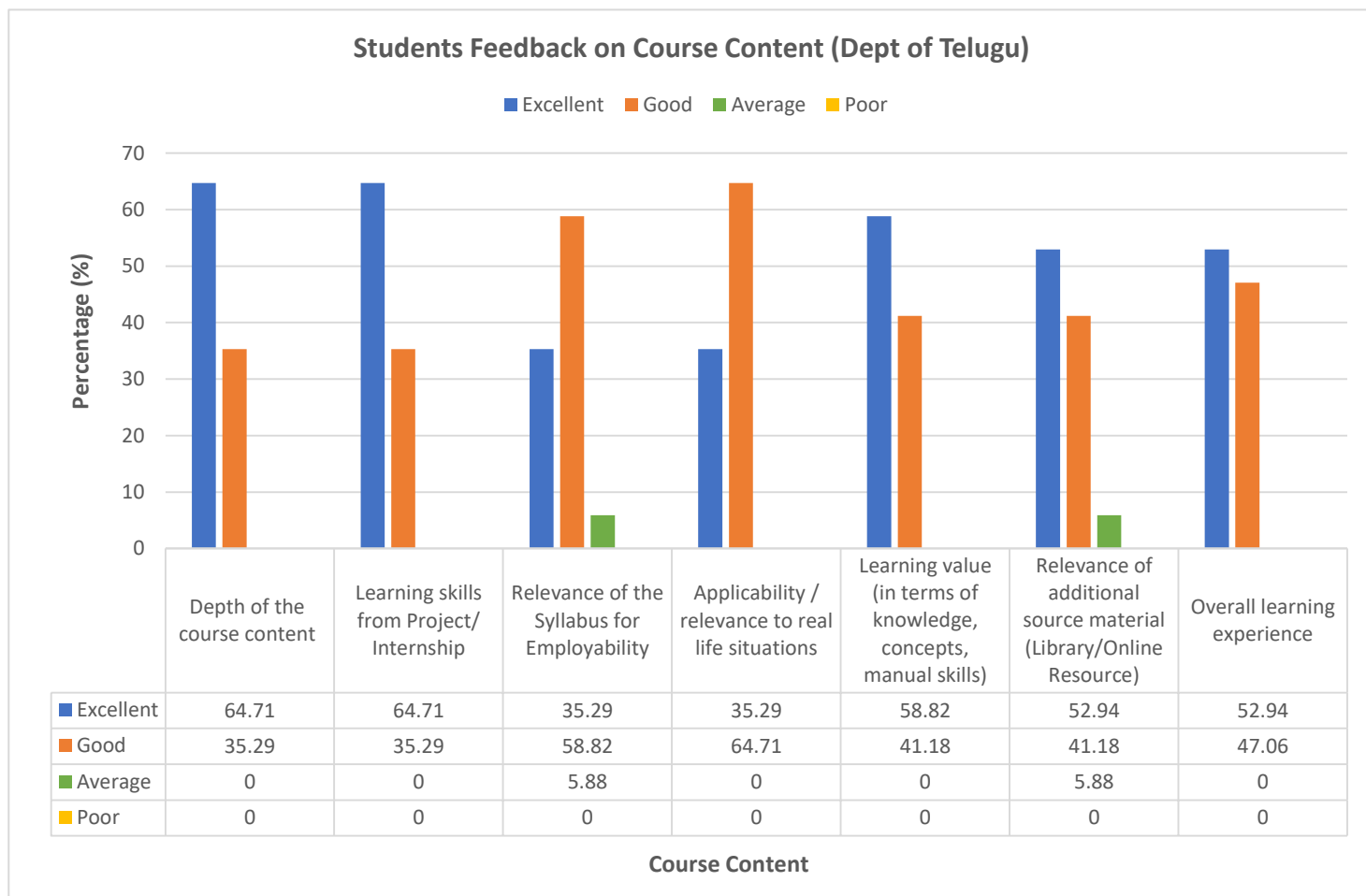
Total Number of Students : 8 (Social Work)



Students Feedback Form on Course Content

Dept of Telugu Studies : 2019-20

Total Number of Students : 17 (Telugu)

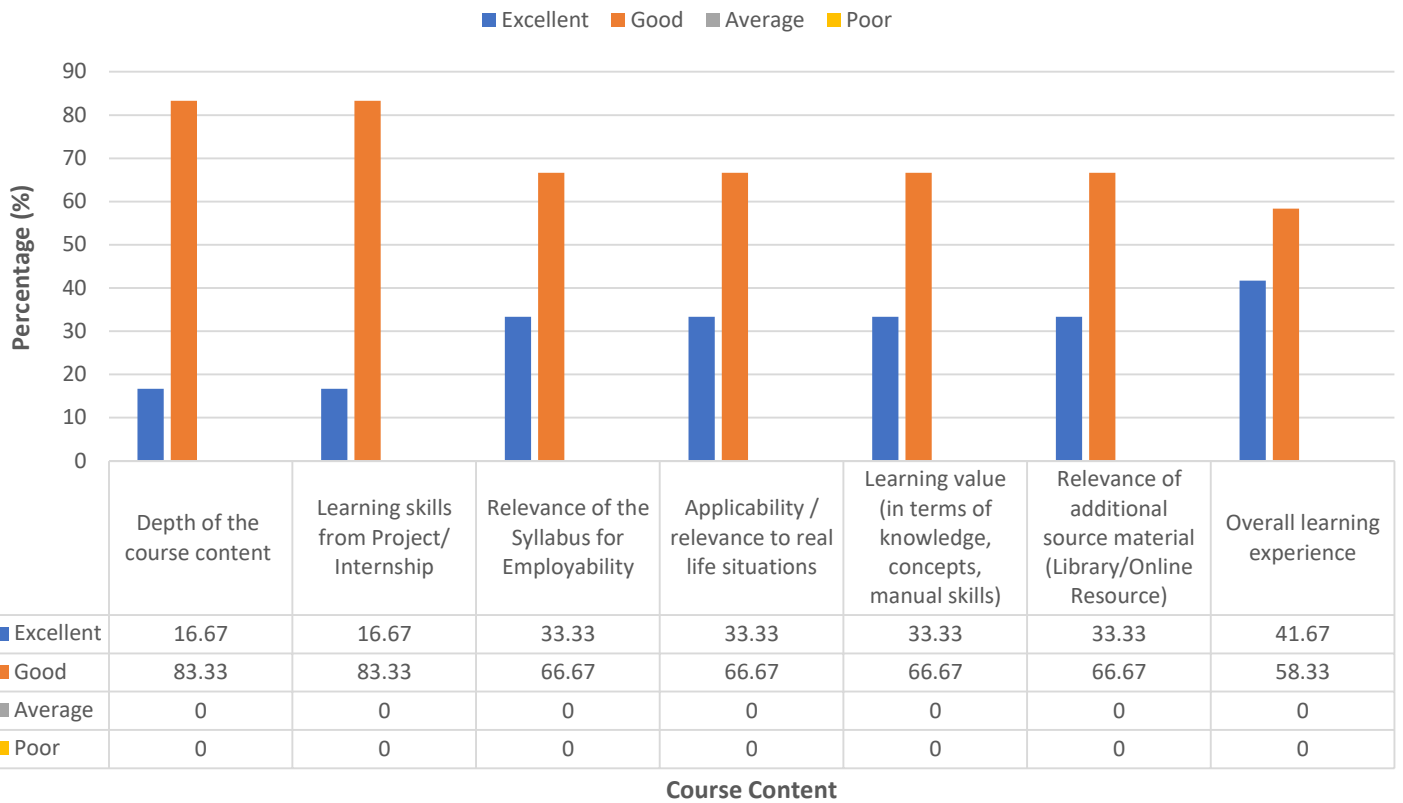


Students Feedback Form on Course Content

Dept of Women’s Studies : 2019-20

Total Number of Students : 12 (Women’s Studies (Economics))

Students Feedback on Course Content (Dept of Women's Studies)



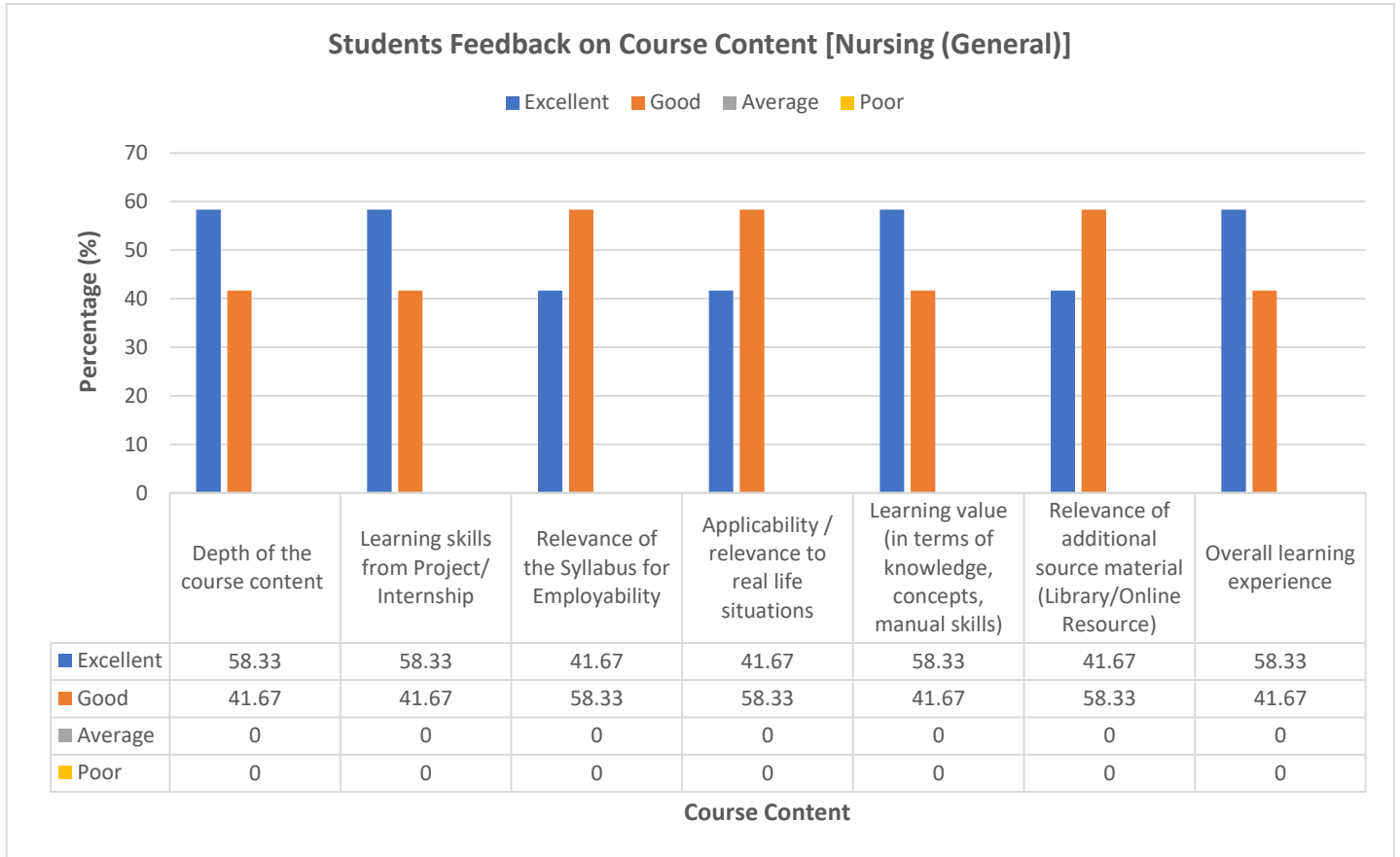
Course Content

SCHOOL OF NURSING

Students Feedback on Course Content

Dept of Nursing (GENERAL): 2019-20

Total Number of Students: 12 (Nursing-General)



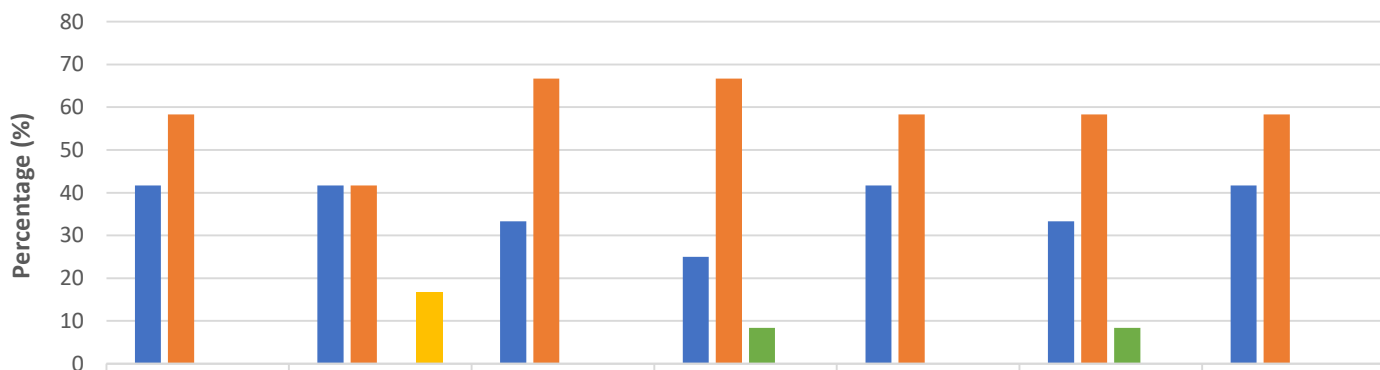
Students Feedback on Course Content

Dept of Nursing (GNM): 2019-20)

Total Number of Students: 12 (Nursing-GNM)

Students Feedback on Course Content [Nursing (GNM)]

■ Excellent ■ Good ■ Average ■ Poor



	Depth of the course content	Learning skills from Project/ Internship	Relevance of the Syllabus for Employability	Applicability / relevance to real life situations	Learning value (in terms of knowledge, concepts, manual skills)	Relevance of additional source material (Library/Online Resource)	Overall learning experience
■ Excellent	41.67	41.67	33.33	25	41.67	33.33	41.67
■ Good	58.33	41.67	66.67	66.67	58.33	58.33	58.33
■ Average	0	0	0	8.33	0	8.33	0
■ Poor	0	16.67	0	0	0	0	0

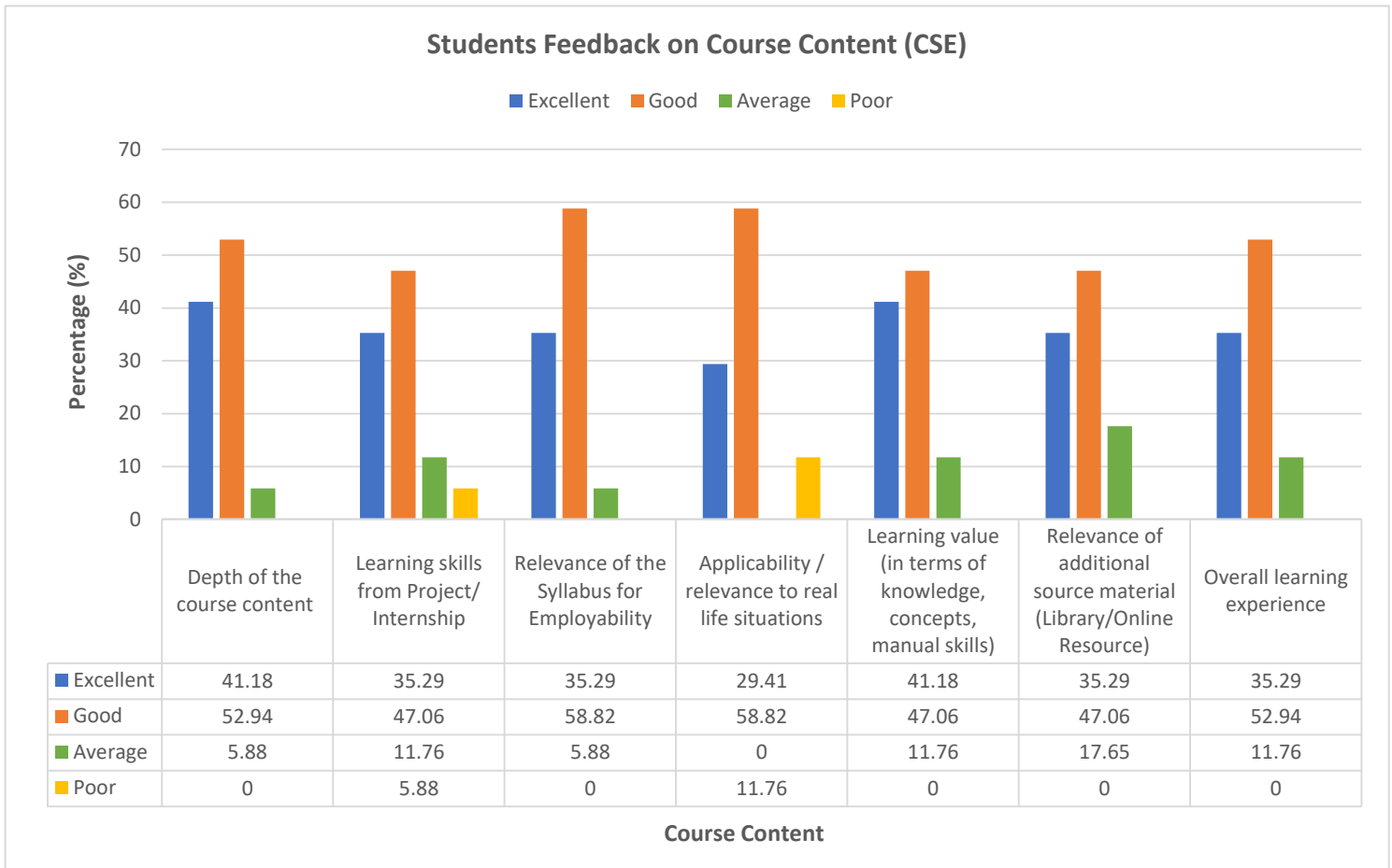
Course Content

SCHOOL OF ENGINEERING

Students Feedback Form on Course Content

B.TECH (CSE): 2019-20

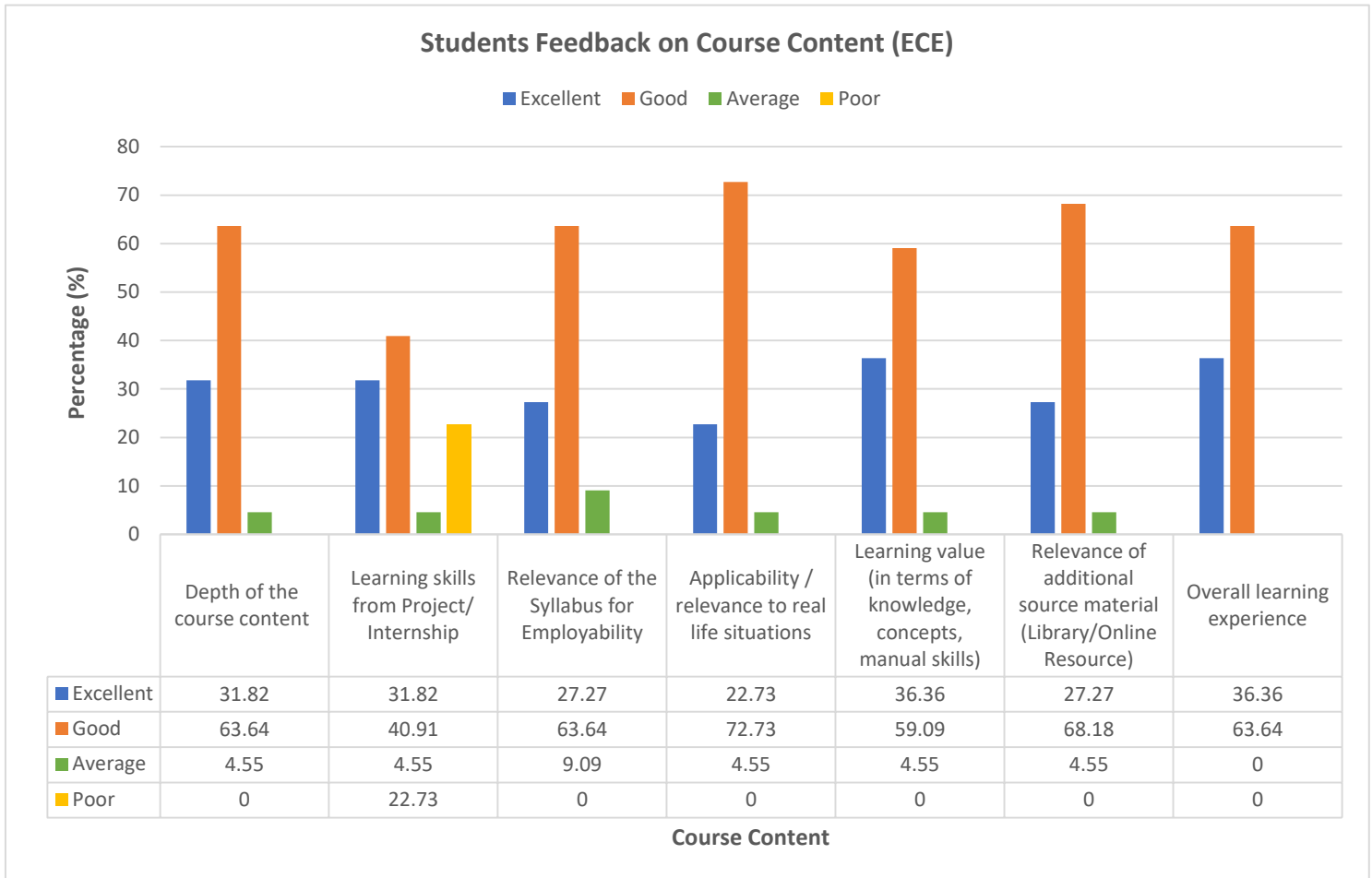
Total Number of Students: 17 (Computer Science & Engineering)



Students Feedback Form on Course Content

B.TECH (ECE): 2019-20

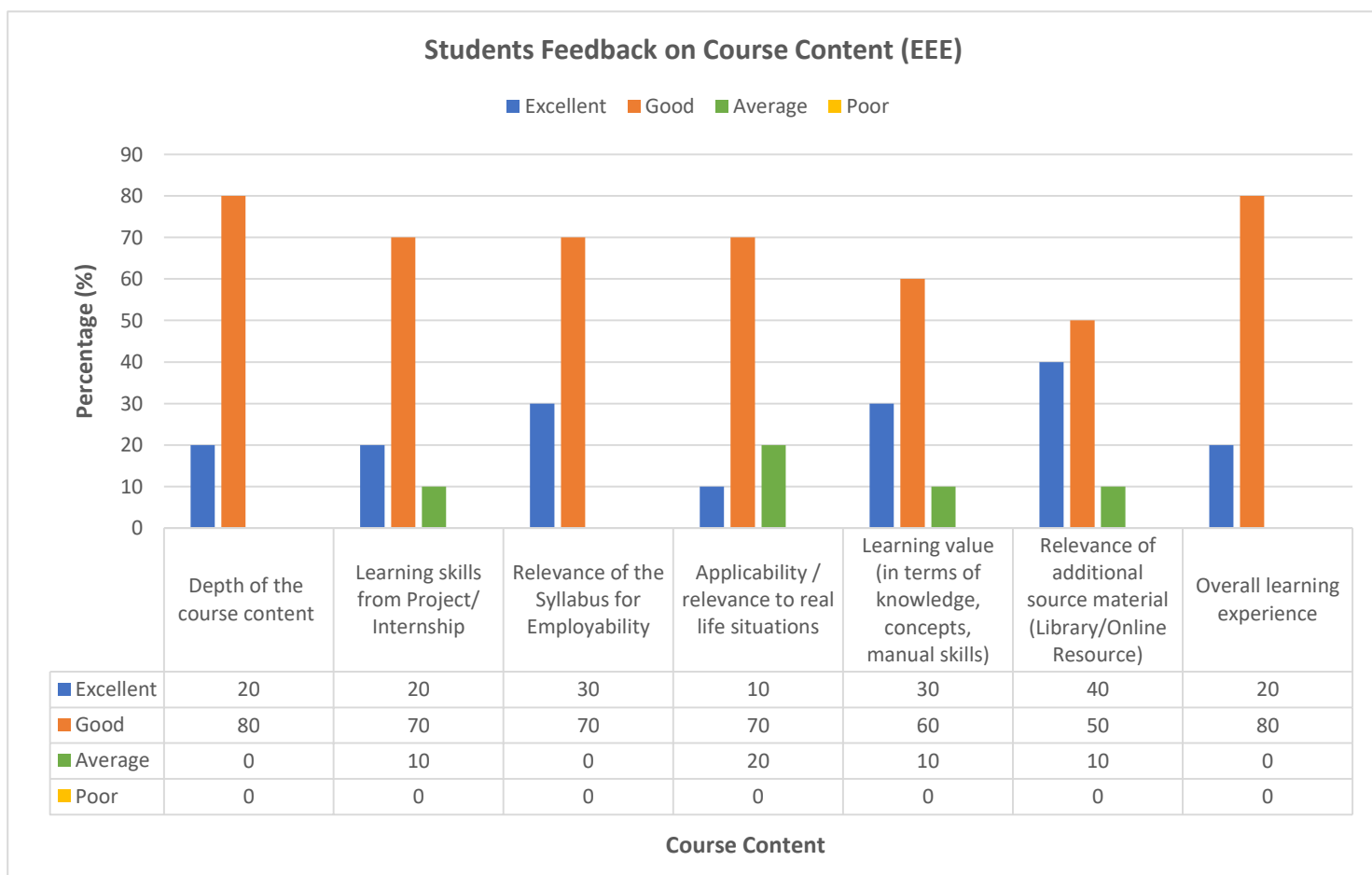
Total Number of Students : 22 (Electronics and Communication Engineering)



Students Feedback Form on Course Content

B.TECH (EEE): 2019-20

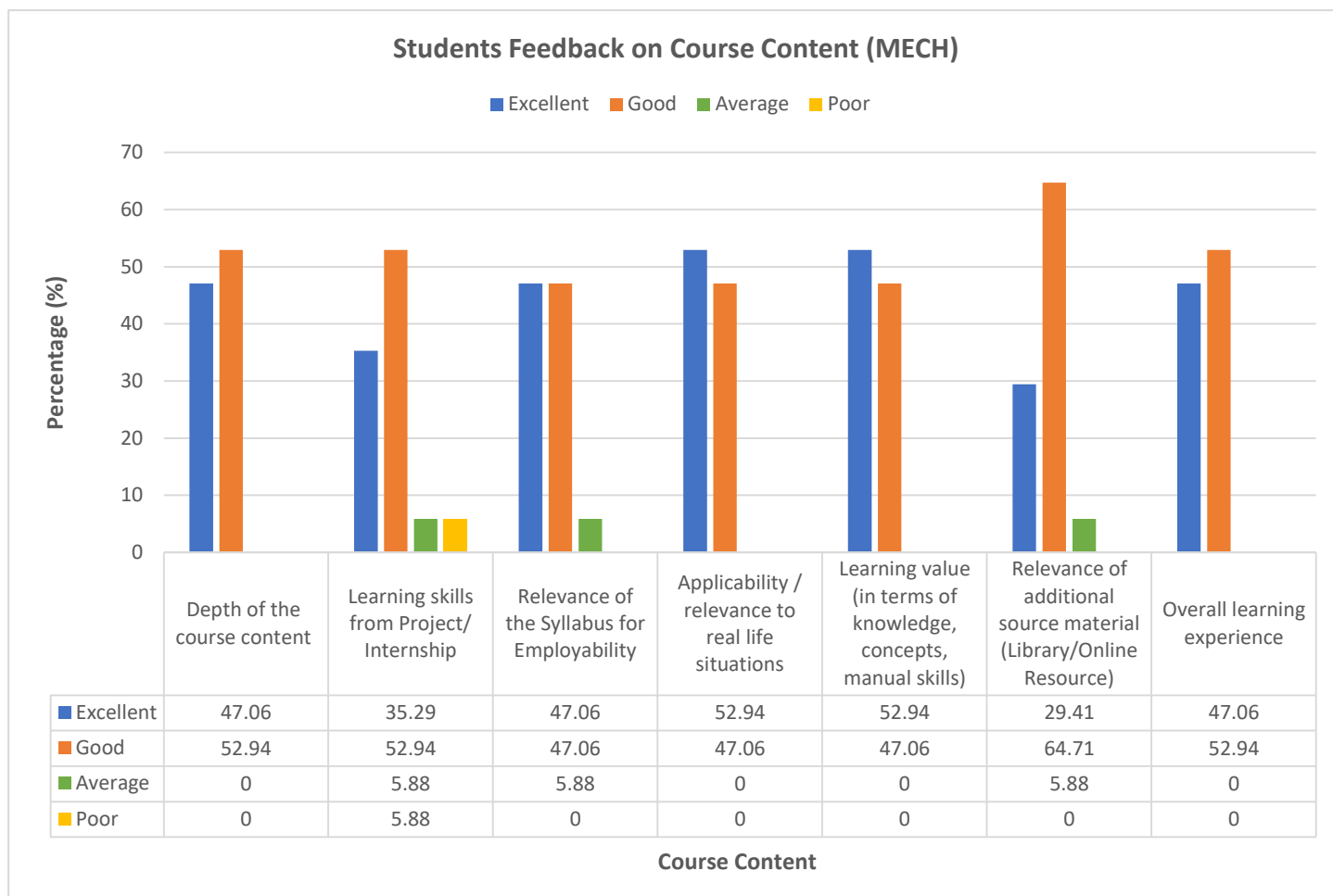
Total Number of Students : 10 (Electrical and Electronics Engineering)



Students Feedback Form on Course Content

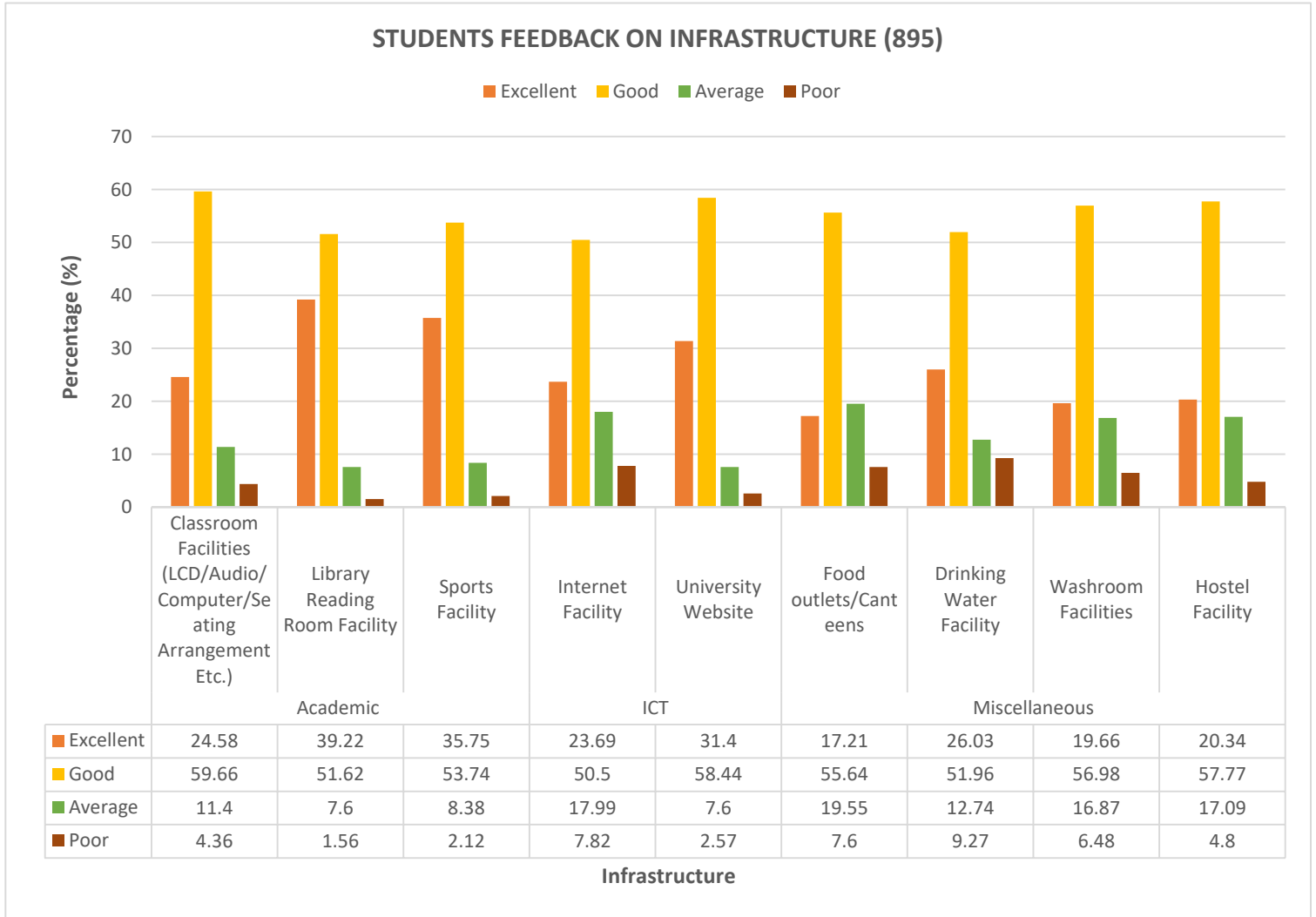
B.TECH (MECH): 2019-20

Total Number of Students: 17 (Mechanical Engineering)



(B) Students Feedback on Infrastructure (Overall): 2019-20

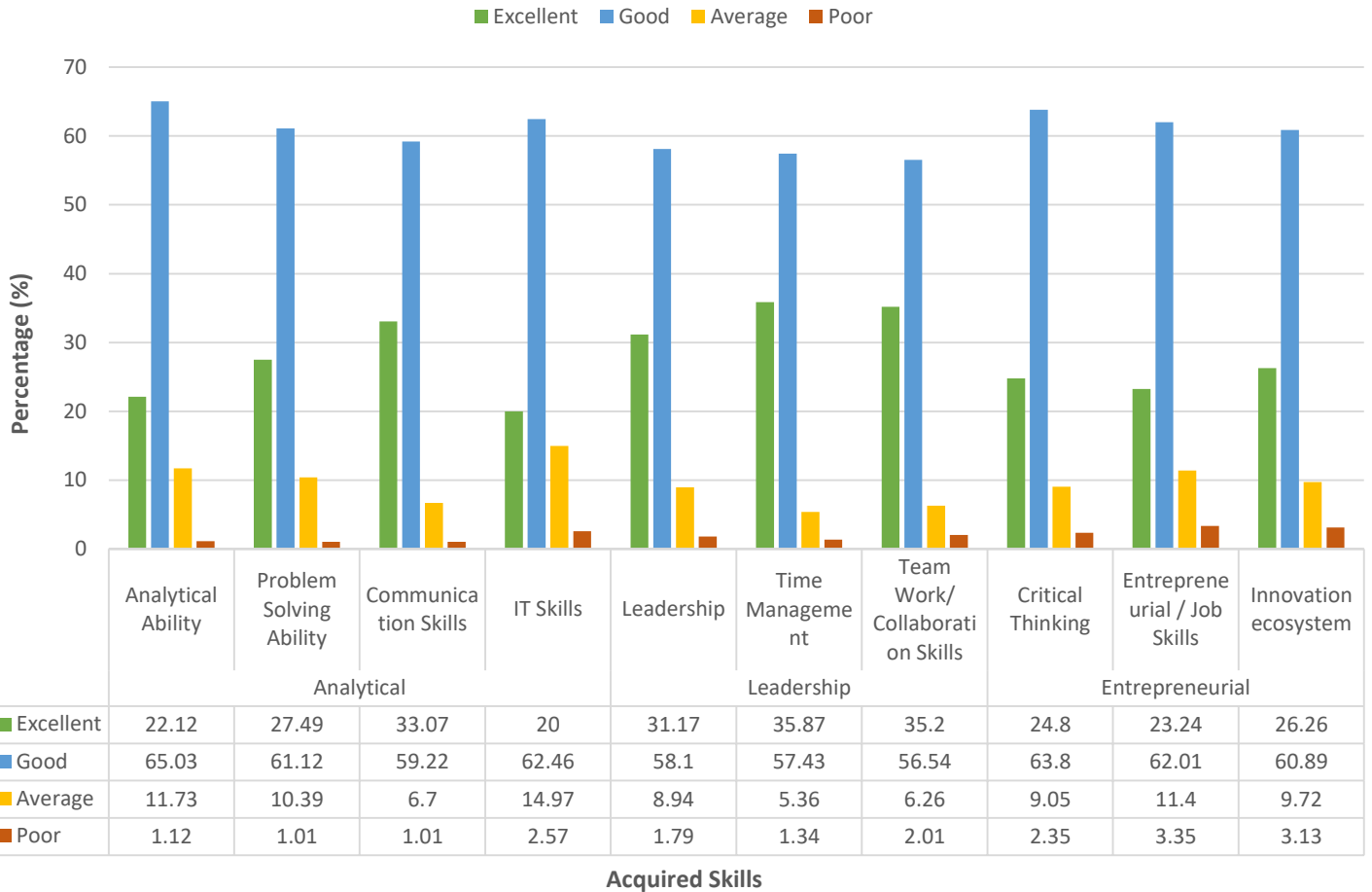
All Departments (Total No of Students = 895)



(C) Students Feedback on Acquired Skills (Overall): 2019-20

All Departments (Total No of Students = 895)

FEEDBACK ON ACQUIRED SKILLS BY THE STUDENTS (895)



Acquired Skills

FEEDBACK ON TEACHERS PERFORMANCE

A) Number of feedbacks received in 2020-2021 years

Year	Number of Students
2020-2021	895

B) Questionnaire

S.No	Question
1.	Knowledge base of the teacher in the subject
2.	Teacher's ability to provide motivations
3.	Teacher's communication skill
4.	Teacher's regularity and punctuality
5.	Teacher's ability for explaining areas of confusion
6.	Teacher's ability to explain theory with example
	Teacher's guidance after class hours
8.	Teacher's computer/IT skills
9.	Completion and coverage of syllabus
10.	Scheduled organization of assignments, class test, quizzes and seminars
11.	Makes alternate arrangement of class in his/her absence
12.	Opinion About online Teaching
13.	Overall rating of the teacher

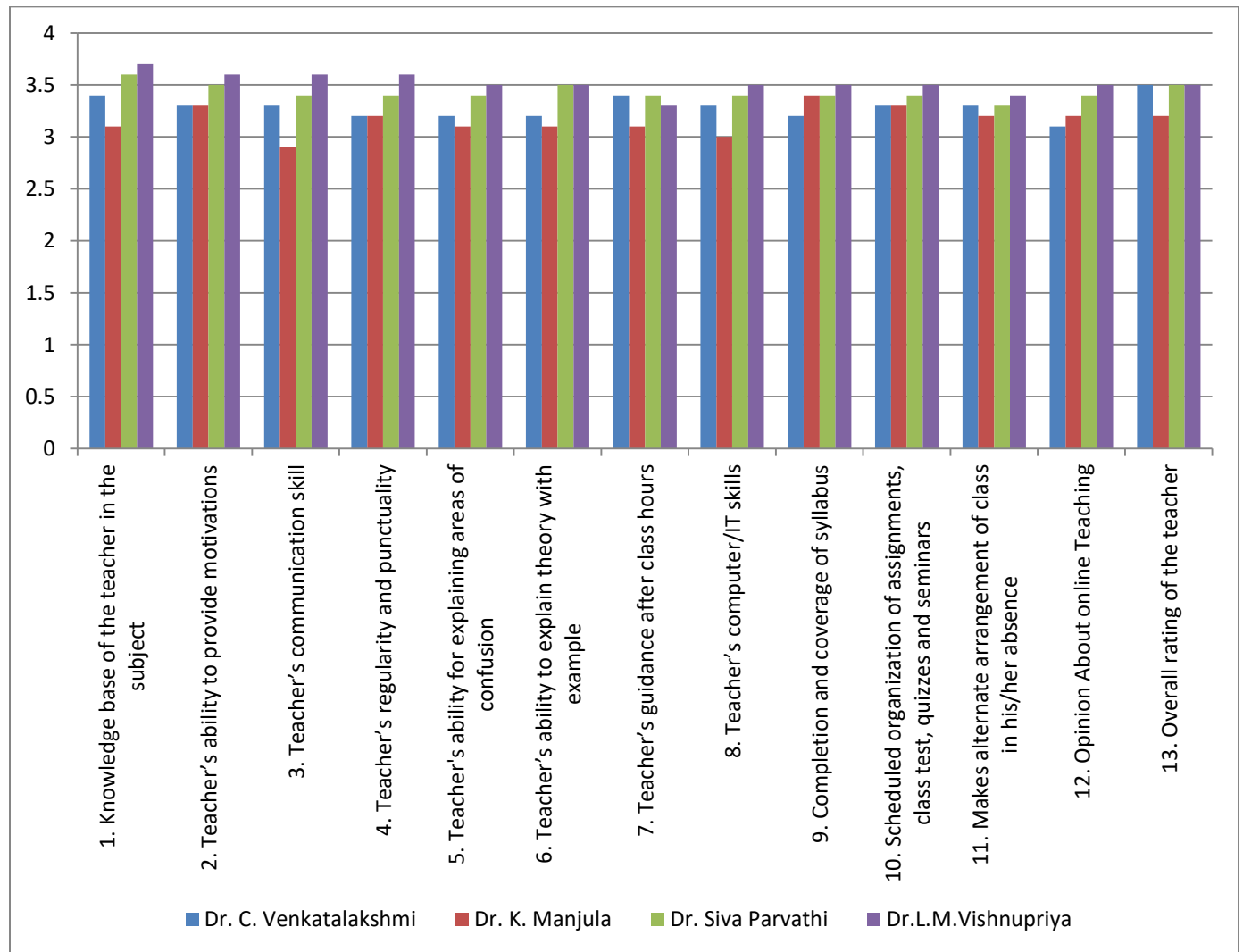
C) Scaling

Scale Range	0.5 – 1.5	1.5-2.5	2.5-3.5	3.5-4
Grade	Poor	Average	Good	Excellent

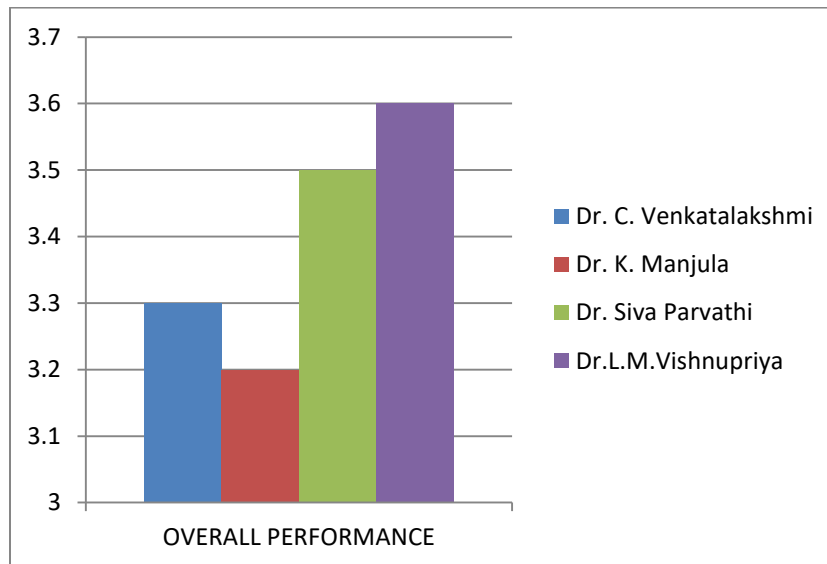
DEPARTMENT WISE STUDENT'S FEEDBACK ON TEACHERS PERFORMANCE

I. School of Sciences 1. Applied Mathematics

TEACHER'S NAME	Q1	Q2	Q3	Q4	Q5	Q6	Q7	Q8	Q9	Q10	Q11	Q12	Q13	Avg	GRADE
Dr. C. Venkatalakshmi	3.4	3.3	3.3	3.2	3.2	3.2	3.4	3.3	3.2	3.3	3.3	3.1	3.5	3.3	Very Good
Dr. K. Manjula	3.1	3.3	2.9	3.2	3.1	3.1	3.1	3	3.4	3.3	3.2	3.2	3.2	3.2	Very Good
Dr. Siva Parvathi	3.6	3.5	3.4	3.4	3.4	3.5	3.4	3.4	3.4	3.4	3.3	3.4	3.5	3.5	Excellent
Dr.L.M.Vishnupriya	3.7	3.6	3.6	3.6	3.5	3.5	3.3	3.5	3.5	3.5	3.4	3.5	3.5	3.6	Excellent



TEACHER'S NAME	OVERALL PERFORMANCE	GRADE
Dr. C. Venkatalakshmi	3.3	Very Good
Dr. K. Manjula	3.2	Very Good
Dr. Siva Parvathi	3.5	Excellent
Dr.L.M.Vishnupriya	3.6	Excellent

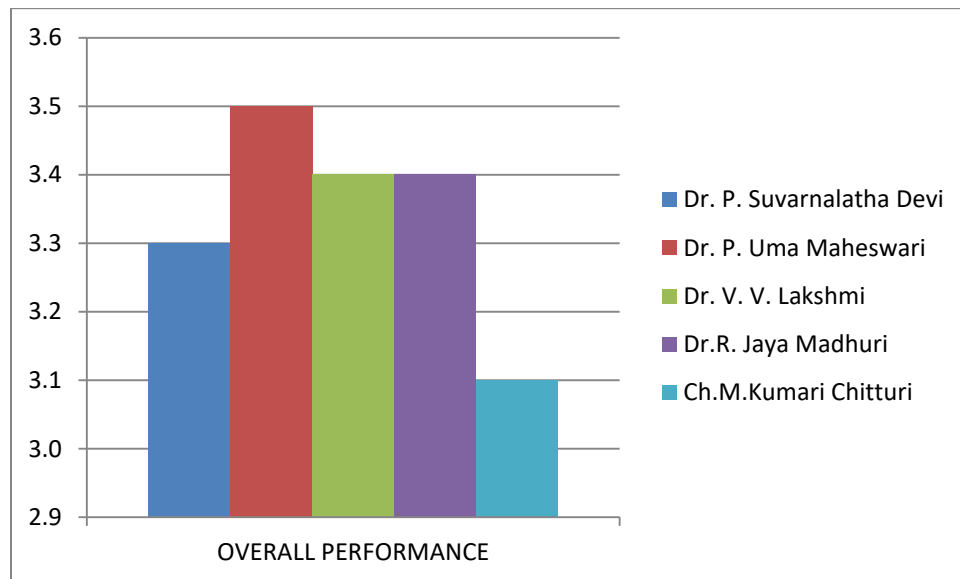


2. Applied Microbiology

TEACHER'S NAME	Q1	Q2	Q3	Q4	Q5	Q6	Q7	Q8	Q9	Q10	Q11	Q12	Q13	Avg	GRADE
Dr. P. Suvarnalatha Devi	3.3	3.4	3.2	3.2	3.2	3.2	3.3	3.2	3.2	3.2	3.2	3.2	3.2	3.3	Very Good
Dr. P. Uma Maheswari	3.6	3.6	3.7	3.6	3.4	3.4	3.4	3.4	3.4	3.3	3.4	3.4	3.4	3.5	Excellent
Dr. V. V. Lakshmi	3.8	3.4	3.5	3.4	3.3	3.3	3.3	3.4	3.3	3.1	3.2	3.2	3.3	3.4	Very Good
Dr.R. Jaya Madhuri	3.5	3.4	3.3	3.4	3.2	3.3	3.4	3.3	3.4	3.4	3.3	3.3	3.3	3.4	Very Good
Ch.M.Kumari Chitturi	3.3	3.2	3.1	3.1	3.1	3	3.1	3.1	3.1	3.1	3.1	3.1	3.1	3.1	Very Good

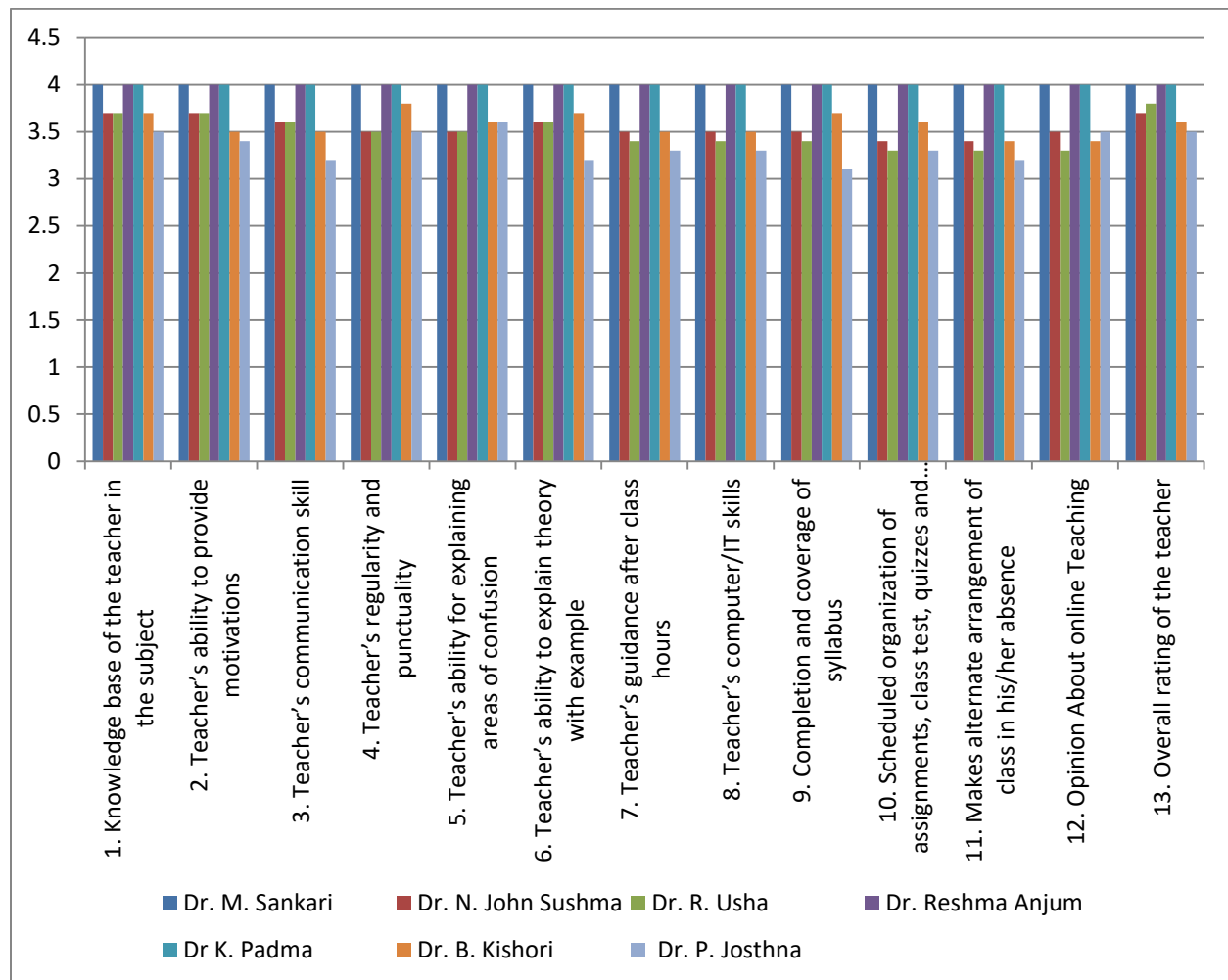


TEACHER'S NAME	OVERALL PERFORMANCE	GRADE
Dr. P. Suvarnalatha Devi	3.3	Very Good
Dr. P. Uma Maheswari	3.5	Excellent
Dr. V. V. Lakshmi	3.4	Very Good
Dr.R. Jaya Madhuri	3.4	Very Good
Ch.M.Kumari Chitturi	3.1	Very Good

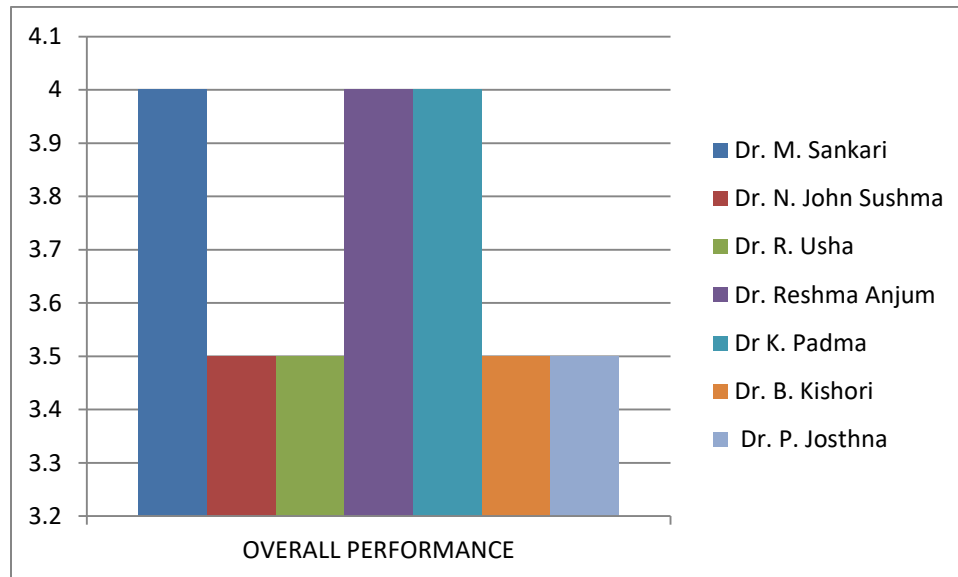


3. Biotechnology

TEACHER'S NAME	Q1	Q2	Q3	Q4	Q5	Q6	Q7	Q8	Q9	Q10	Q11	Q12	Q13	Avg	GRADE
Dr. M. Sankari	4	4	4	4	4	4	4	4	4	4	4	4	4	4	Excellent
Dr. N. John Sushma	3.7	3.7	3.6	3.5	3.5	3.6	3.5	3.5	3.5	3.4	3.4	3.5	3.7	3.5	Excellent
Dr. R. Usha	3.7	3.7	3.6	3.5	3.5	3.6	3.4	3.4	3.4	3.3	3.3	3.3	3.8	3.5	Excellent
Dr. Reshma Anjum	4	4	4	4	4	4	4	4	4	4	4	4	4	4	Excellent
Dr K. Padma	4	4	4	4	4	4	4	4	4	4	4	4	4	4	Excellent
Dr. B. Kishori	3.7	3.5	3.5	3.8	3.6	3.7	3.5	3.5	3.7	3.6	3.4	3.4	3.6	3.5	Excellent
Dr. P. Josthna	3.5	3.4	3.2	3.5	3.6	3.2	3.3	3.3	3.1	3.3	3.2	3.5	3.5	3.5	Excellent

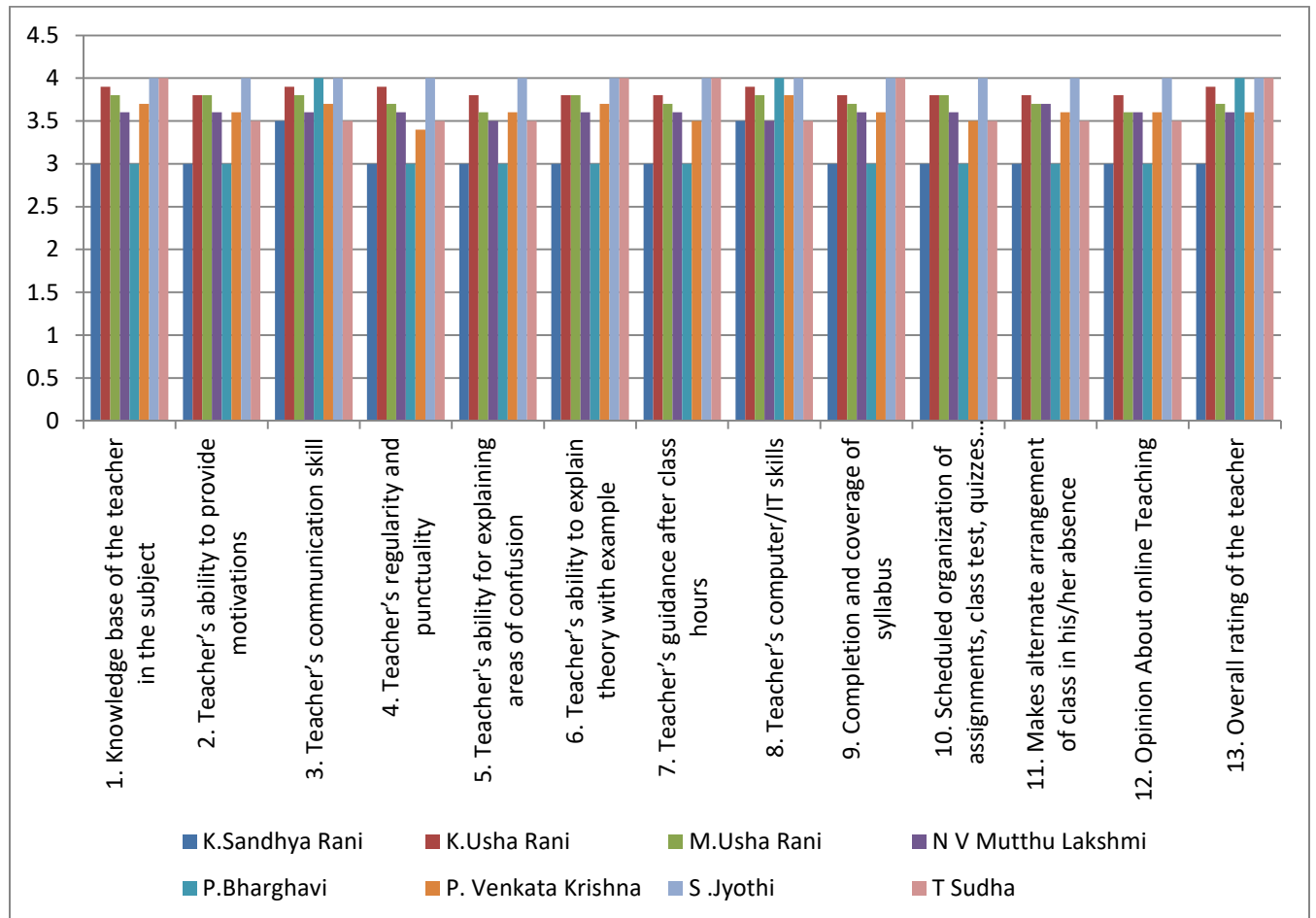


TEACHER'S NAME	OVERALL PERFORMANCE	GRADE
Dr. M. Sankari	4	Excellent
Dr. N. John Sushma	3.5	Excellent
Dr. R. Usha	3.5	Excellent
Dr. Reshma Anjum	4	Excellent
Dr K. Padma	4	Excellent
Dr. B. Kishori	3.5	Excellent
Dr. P. Josthna	3.5	Excellent

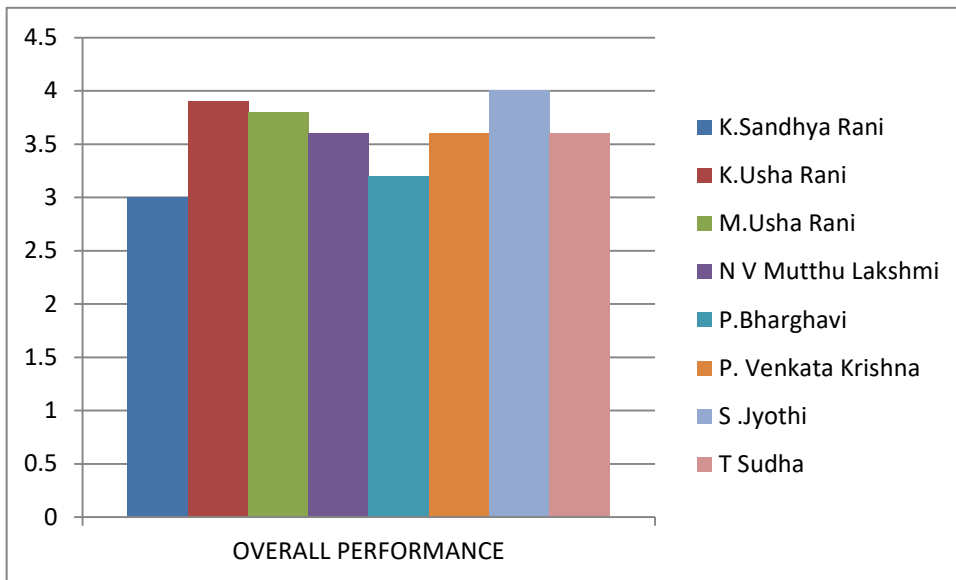


4. Master of Computer Applications

TEACHER'S NAME	Q1	Q2	Q3	Q4	Q5	Q6	Q7	Q8	Q9	Q10	Q11	Q12	Q13	Avg	GRADE
K.Sandhya Rani	3	3	3.5	3	3	3	3	3.5	3	3	3	3	3	3	Very Good
K.Usha Rani	3.9	3.8	3.9	3.9	3.8	3.8	3.8	3.9	3.8	3.8	3.8	3.8	3.9	3.9	Excellent
M.Usha Rani	3.8	3.8	3.8	3.7	3.6	3.8	3.7	3.8	3.7	3.8	3.7	3.6	3.7	3.8	Excellent
N V Mutthu Lakshmi	3.6	3.6	3.6	3.6	3.5	3.6	3.6	3.5	3.6	3.6	3.7	3.6	3.6	3.6	Excellent
P.Bharghavi	3	3	4	3	3	3	3	4	3	3	3	3	4	3.2	Very Good
P. Venkata Krishna	3.7	3.6	3.7	3.4	3.6	3.7	3.5	3.8	3.6	3.5	3.6	3.6	3.6	3.6	Excellent
S .Jyothi	4	4	4	4	4	4	4	4	4	4	4	4	4	4	Excellent
T Sudha	4	3.5	3.5	3.5	3.5	4	4	3.5	4	3.5	3.5	3.5	4	3.6	Excellent

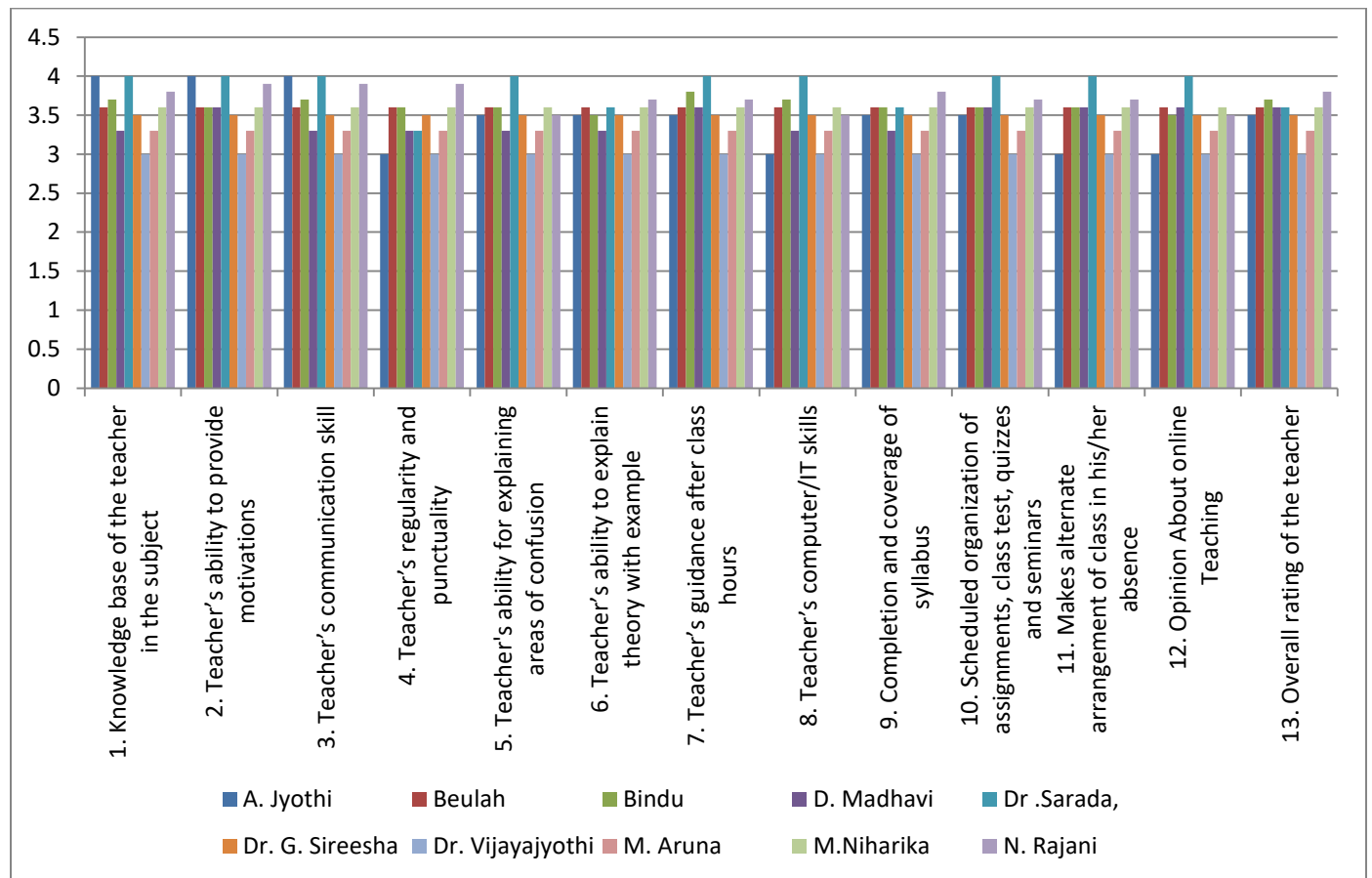


TEACHER'S NAME	OVERALL PERFORMANCE	GRADE
K.Sandhya Rani	3	Very Good
K.Usha Rani	3.9	Excellent
M.Usha Rani	3.8	Excellent
N V Mutthu Lakshmi	3.6	Excellent
P.Bharghavi	3.2	Very Good
P. Venkata Krishna	3.6	Excellent
S .Jyothi	4	Excellent
T Sudha	3.6	Excellent

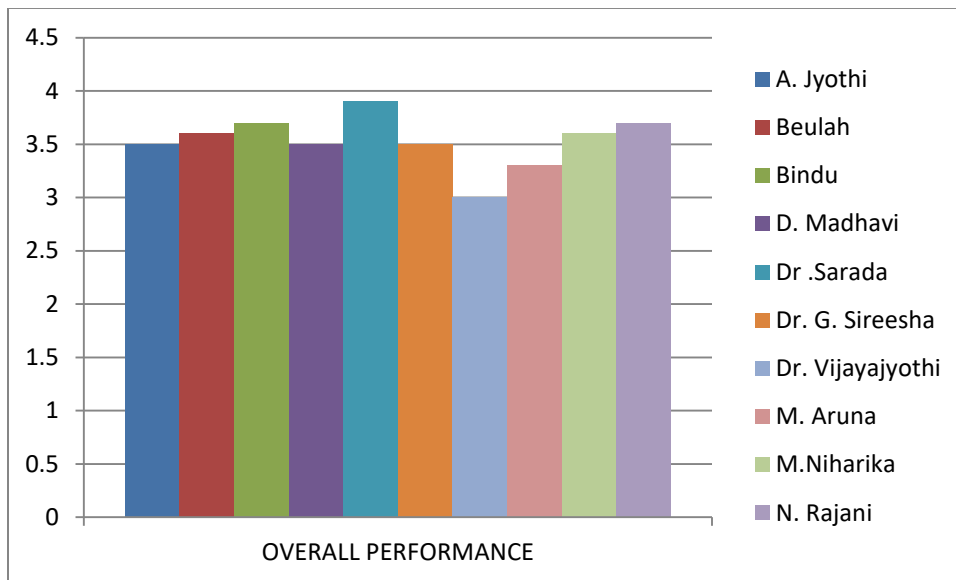


5. Department of Home Science

TEACHER'S NAME	Q1	Q2	Q3	Q4	Q5	Q6	Q7	Q8	Q9	Q10	Q11	Q12	Q13	Avg	GRADE
A. Jyothi	4	4	4	3	3.5	3.5	3.5	3	3.5	3.5	3	3	3.5	3.5	Excellent
Beulah	3.6	3.6	3.6	3.6	3.6	3.6	3.6	3.6	3.6	3.6	3.6	3.6	3.6	3.6	Excellent
Bindu	3.7	3.6	3.7	3.6	3.6	3.5	3.8	3.7	3.6	3.6	3.6	3.5	3.7	3.7	Excellent
D. Madhavi	3.3	3.6	3.3	3.3	3.3	3.3	3.6	3.3	3.3	3.6	3.6	3.6	3.6	3.5	Excellent
Dr .Sarada,	4	4	4	3.3	4	3.6	4	4	3.6	4	4	4	3.6	3.9	Excellent
Dr. G. Sireesha	3.5	3.5	3.5	3.5	3.5	3.5	3.5	3.5	3.5	3.5	3.5	3.5	3.5	3.5	Excellent
Dr. Vijayajyothi	3	3	3	3	3	3	3	3	3	3	3	3	3	3	Very Good
M. Aruna	3.3	3.3	3.3	3.3	3.3	3.3	3.3	3.3	3.3	3.3	3.3	3.3	3.3	3.3	Very Good
M.Niharika	3.6	3.6	3.6	3.6	3.6	3.6	3.6	3.6	3.6	3.6	3.6	3.6	3.6	3.6	Excellent
N. Rajani	3.8	3.9	3.9	3.9	3.5	3.7	3.7	3.5	3.8	3.7	3.7	3.5	3.8	3.7	Excellent

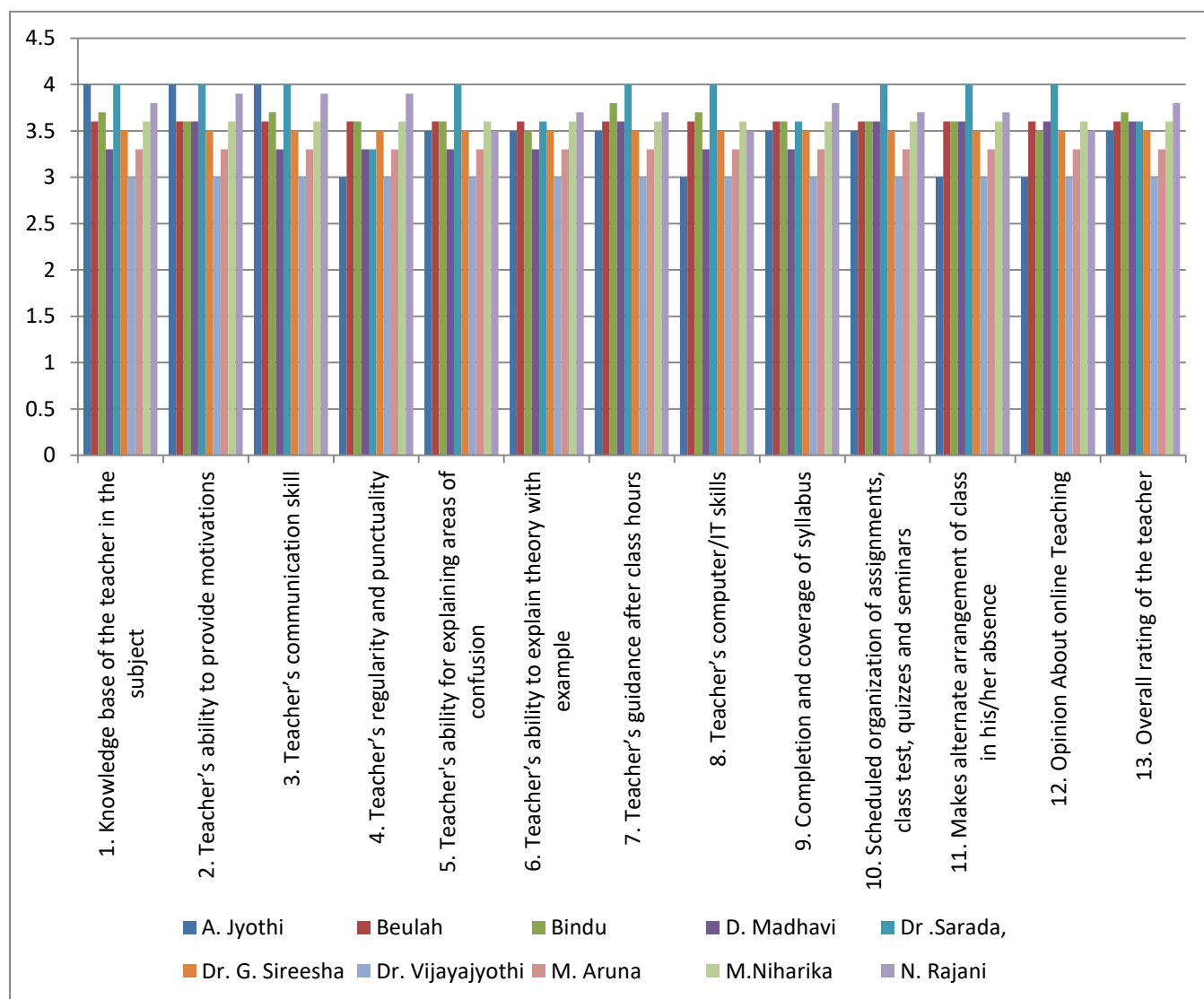


TEACHER'S NAME	OVERALL PERFORMANCE	GRADE
A. Jyothi	3.5	Excellent
Beulah	3.6	Excellent
Bindu	3.7	Excellent
D. Madhavi	3.5	Excellent
Dr .Sarada	3.9	Excellent
Dr. G. Sireesha	3.5	Excellent
Dr. Vijayajyothi	3	Very Good
M. Aruna	3.3	Very Good
M.Niharika	3.6	Excellent
N. Rajani	3.7	Excellent

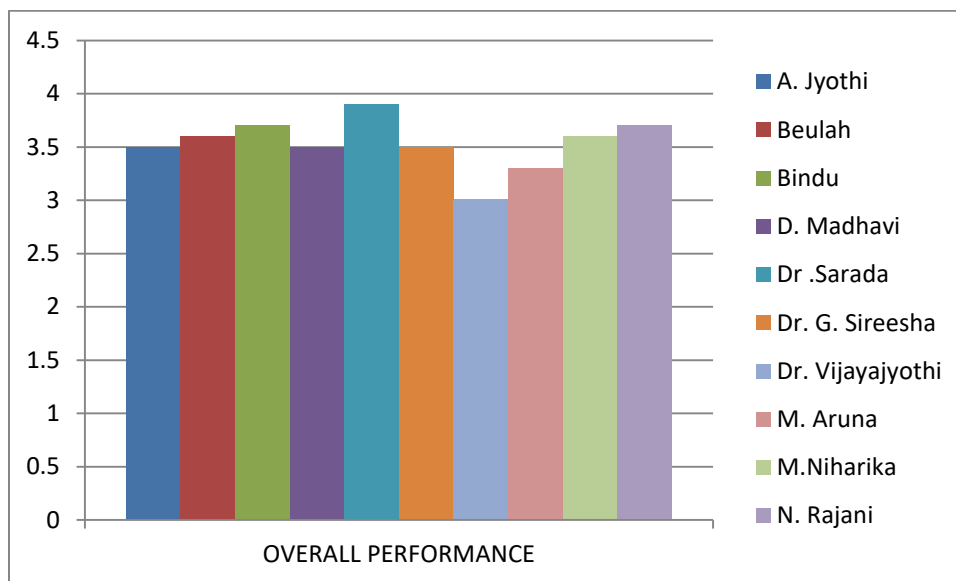


6. Organic Chemistry

TEACHER'S NAME	Q1	Q2	Q3	Q4	Q5	Q6	Q7	Q8	Q9	Q10	Q11	Q12	Q13	Avg	GRADE
A. Jyothi	4	4	4	3	3.5	3.5	3.5	3	3.5	3.5	3	3	3.5	3.5	Excellent
Beulah	3.6	3.6	3.6	3.6	3.6	3.6	3.6	3.6	3.6	3.6	3.6	3.6	3.6	3.6	Excellent
Bindu	3.7	3.6	3.7	3.6	3.6	3.5	3.8	3.7	3.6	3.6	3.6	3.5	3.7	3.7	Excellent
D. Madhavi	3.3	3.6	3.3	3.3	3.3	3.3	3.6	3.3	3.3	3.6	3.6	3.6	3.6	3.5	Excellent
Dr .Sarada,	4	4	4	3.3	4	3.6	4	4	3.6	4	4	4	3.6	3.9	Excellent
Dr. G. Sireesha	3.5	3.5	3.5	3.5	3.5	3.5	3.5	3.5	3.5	3.5	3.5	3.5	3.5	3.5	Excellent
Dr. Vijayajyothi	3	3	3	3	3	3	3	3	3	3	3	3	3	3	Very Good
M. Aruna	3.3	3.3	3.3	3.3	3.3	3.3	3.3	3.3	3.3	3.3	3.3	3.3	3.3	3.3	Very Good
M.Niharika	3.6	3.6	3.6	3.6	3.6	3.6	3.6	3.6	3.6	3.6	3.6	3.6	3.6	3.6	Excellent
N. Rajani	3.8	3.9	3.9	3.9	3.5	3.7	3.7	3.5	3.8	3.7	3.7	3.5	3.8	3.7	Excellent

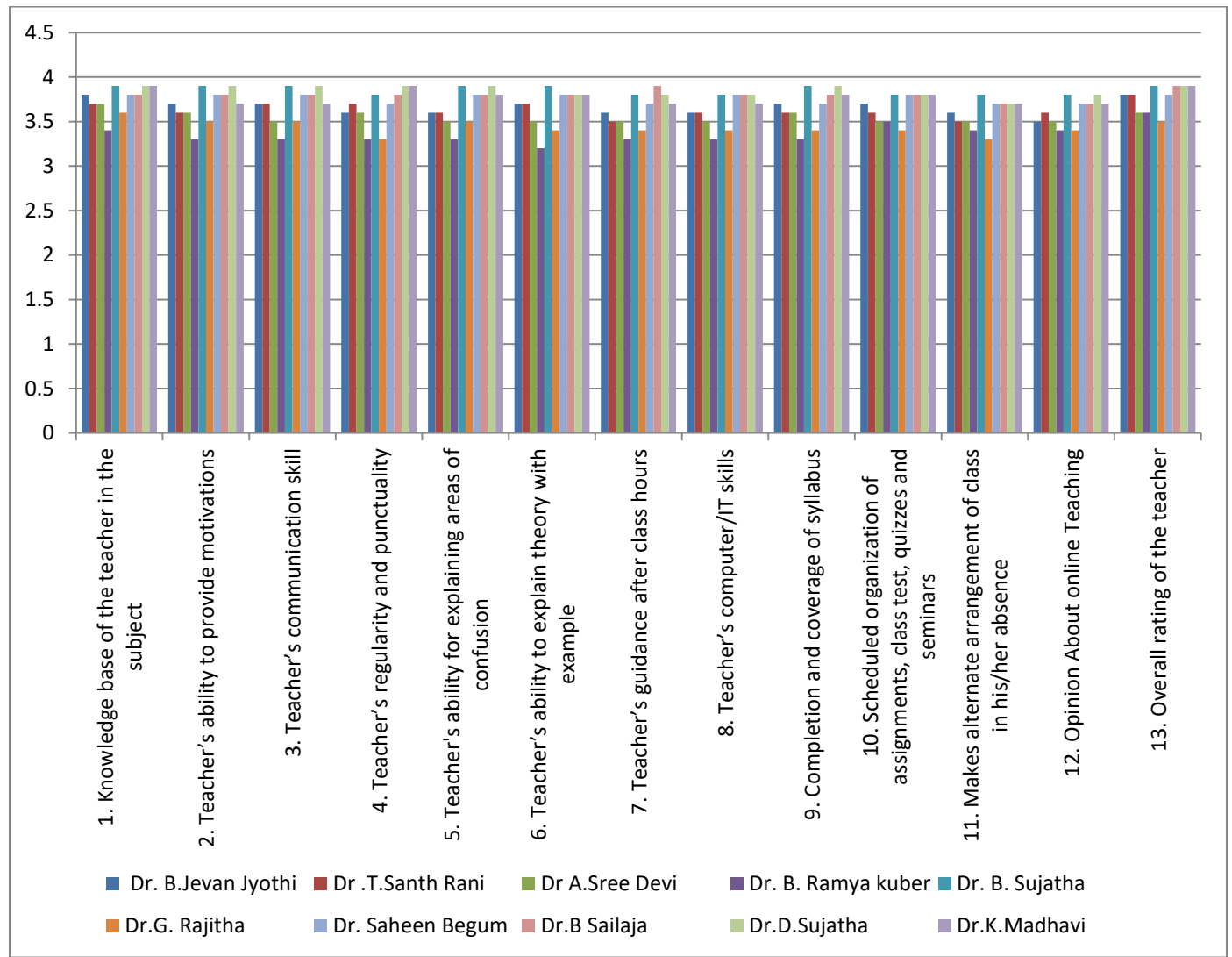


TEACHER'S NAME	OVERALL PERFORMANCE	GRADE
A. Jyothi	3.5	Excellent
Beulah	3.6	Excellent
Bindu	3.7	Excellent
D. Madhavi	3.5	Excellent
Dr .Sarada	3.9	Excellent
Dr. G. Sireesha	3.5	Excellent
Dr. Vijayajyothi	3	Very Good
M. Aruna	3.3	Very Good
M.Niharika	3.6	Excellent
N. Rajani	3.7	Excellent

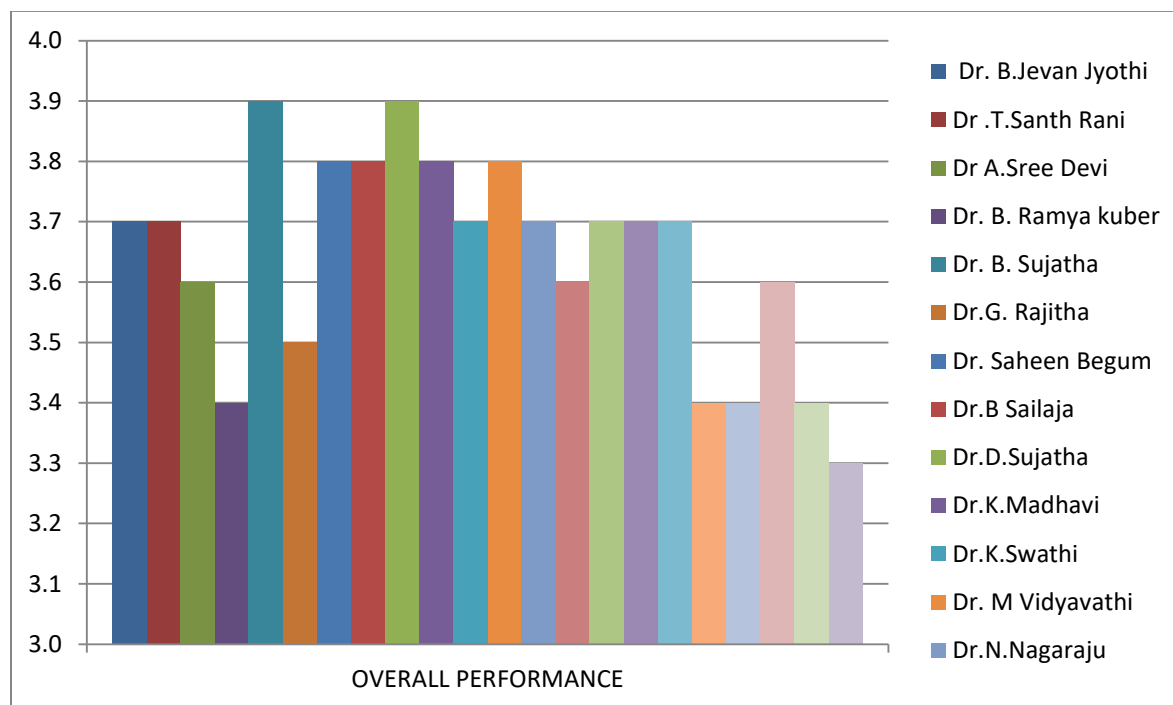


7. Institute of Pharmaceutical Technology

TEACHER'S NAME	Q1	Q2	Q3	Q4	Q5	Q6	Q7	Q8	Q9	Q10	Q11	Q12	Q13	Avg	GRADE
Dr. B.Jevan Jyothi	3.8	3.7	3.7	3.6	3.6	3.7	3.6	3.6	3.7	3.7	3.6	3.5	3.8	3.7	Excellent
Dr .T.Santh Rani	3.7	3.6	3.7	3.7	3.6	3.7	3.5	3.6	3.6	3.6	3.5	3.6	3.8	3.7	Excellent
Dr A.Sree Devi	3.7	3.6	3.5	3.6	3.5	3.5	3.5	3.5	3.6	3.5	3.5	3.5	3.6	3.6	Excellent
Dr. B. Ramya kuber	3.4	3.3	3.3	3.3	3.3	3.2	3.3	3.3	3.3	3.5	3.4	3.4	3.6	3.4	Very Good
Dr. B. Sujatha	3.9	3.9	3.9	3.8	3.9	3.9	3.8	3.8	3.9	3.8	3.8	3.8	3.9	3.9	Excellent
Dr.G. Rajitha	3.6	3.5	3.5	3.3	3.5	3.4	3.4	3.4	3.4	3.4	3.3	3.4	3.5	3.5	Excellent
Dr. Saheen Begum	3.8	3.8	3.8	3.7	3.8	3.8	3.7	3.8	3.7	3.8	3.7	3.7	3.8	3.8	Excellent
Dr.B Sailaja	3.8	3.8	3.8	3.8	3.8	3.8	3.9	3.8	3.8	3.8	3.7	3.7	3.9	3.8	Excellent
Dr.D.Sujatha	3.9	3.9	3.9	3.9	3.9	3.8	3.8	3.8	3.9	3.8	3.7	3.8	3.9	3.9	Excellent
Dr.K.Madhavi	3.9	3.7	3.7	3.9	3.8	3.8	3.7	3.7	3.8	3.8	3.7	3.7	3.9	3.8	Excellent

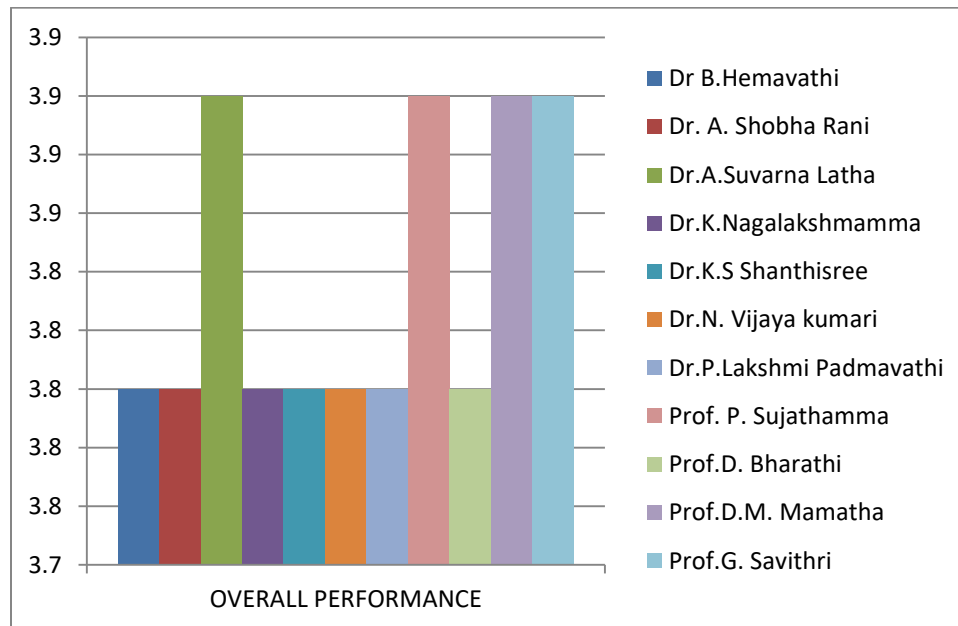


TEACHER'S NAME	OVERALL PERFORMANCE	GRADE
Dr. B.Jevan Jyothi	3.7	Excellent
Dr .T.Santh Rani	3.7	Excellent
Dr A.Sree Devi	3.6	Excellent
Dr. B. Ramya kuber	3.4	Very Good
Dr. B. Sujatha	3.9	Excellent
Dr.G. Rajitha	3.5	Excellent
Dr. Saheen Begum	3.8	Excellent
Dr.B Sailaja	3.8	Excellent
Dr.D.Sujatha	3.9	Excellent
Dr.K.Madhavi	3.8	Excellent
Dr.K.Swathi	3.7	Excellent
Dr. M Vidyavathi	3.8	Excellent
Dr.N.Nagaraju	3.7	Excellent
Dr.S.Joshna Rani	3.6	Excellent
Dr.Y.Indira Muzib	3.7	Excellent
Dr. K Bharathi	3.7	Excellent
M. Keerthana	3.7	Excellent
M. Pooja	3.4	Very Good
Ms. S. Naveen taj	3.4	Very Good
Dr. K. Sai Sruthi	3.6	Excellent
Ms. S. Nithya	3.4	Very Good



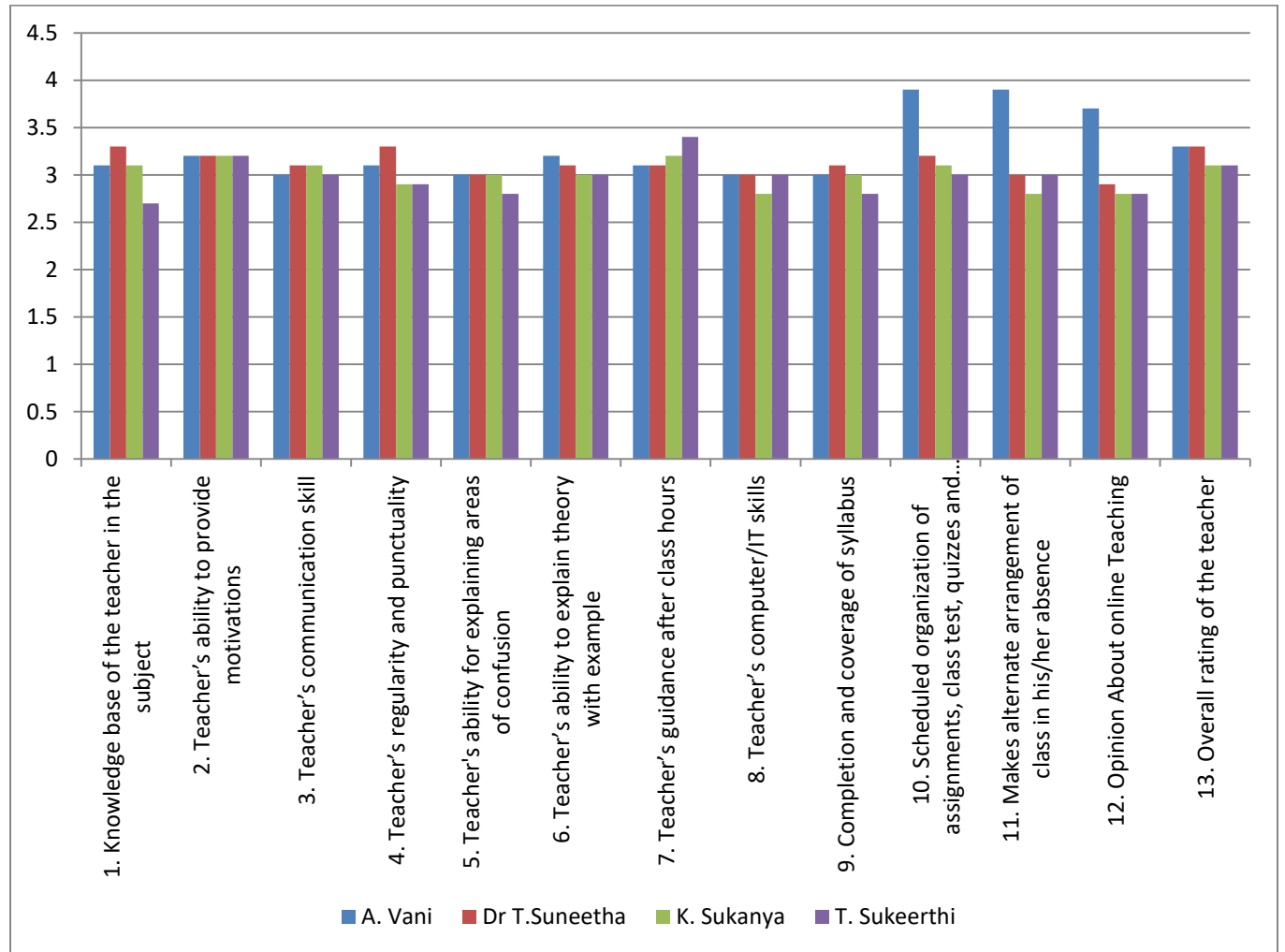
TEACHER'S NAME	OVERALL PERFORMANCE	GRADE

TEACHER'S NAME	OVERALL PERFORMANCE	GRADE
Dr B.Hemavathi	3.8	Excellent
Dr. A. Shobha Rani	3.8	Excellent
Dr.A.Suvarna Latha	3.9	Excellent
Dr.K.Nagalakshamma	3.8	Excellent
Dr.K.S Shanthisree	3.8	Excellent
Dr.N. Vijaya kumari	3.8	Excellent
Dr.P.Lakshmi Padmavathi	3.8	Excellent
Prof. P. Sujathamma	3.9	Excellent
Prof.D. Bharathi	3.8	Excellent
Prof.D.M. Mamatha	3.9	Excellent
Prof.G. Savithri	3.9	Excellent

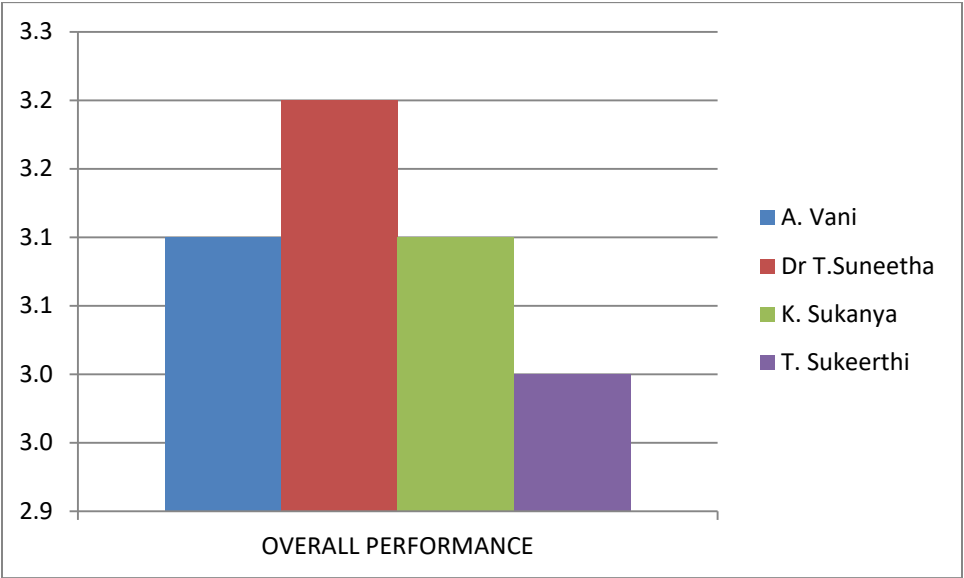


10. Statistics

TEACHER'S NAME	Q1	Q2	Q3	Q4	Q5	Q6	Q7	Q8	Q9	Q10	Q11	Q12	Q13	Avg	GRADE
A. Vani	3.1	3.2	3	3.1	3	3.2	3.1	3	3	3.9	3.9	3.7	3.3	3.1	VERY GOOD
Dr T.Suneetha	3.3	3.2	3.1	3.3	3	3.1	3.1	3	3.1	3.2	3	2.9	3.3	3.2	VERY GOOD
K. Sukanya	3.1	3.2	3.1	2.9	3	3	3.2	2.8	3	3.1	2.8	2.8	3.1	3.1	VERY GOOD
T. Sukeerthi	2.7	3.2	3	2.9	2.8	3	3.4	3	2.8	3	3	2.8	3.1	3.0	VERY GOOD



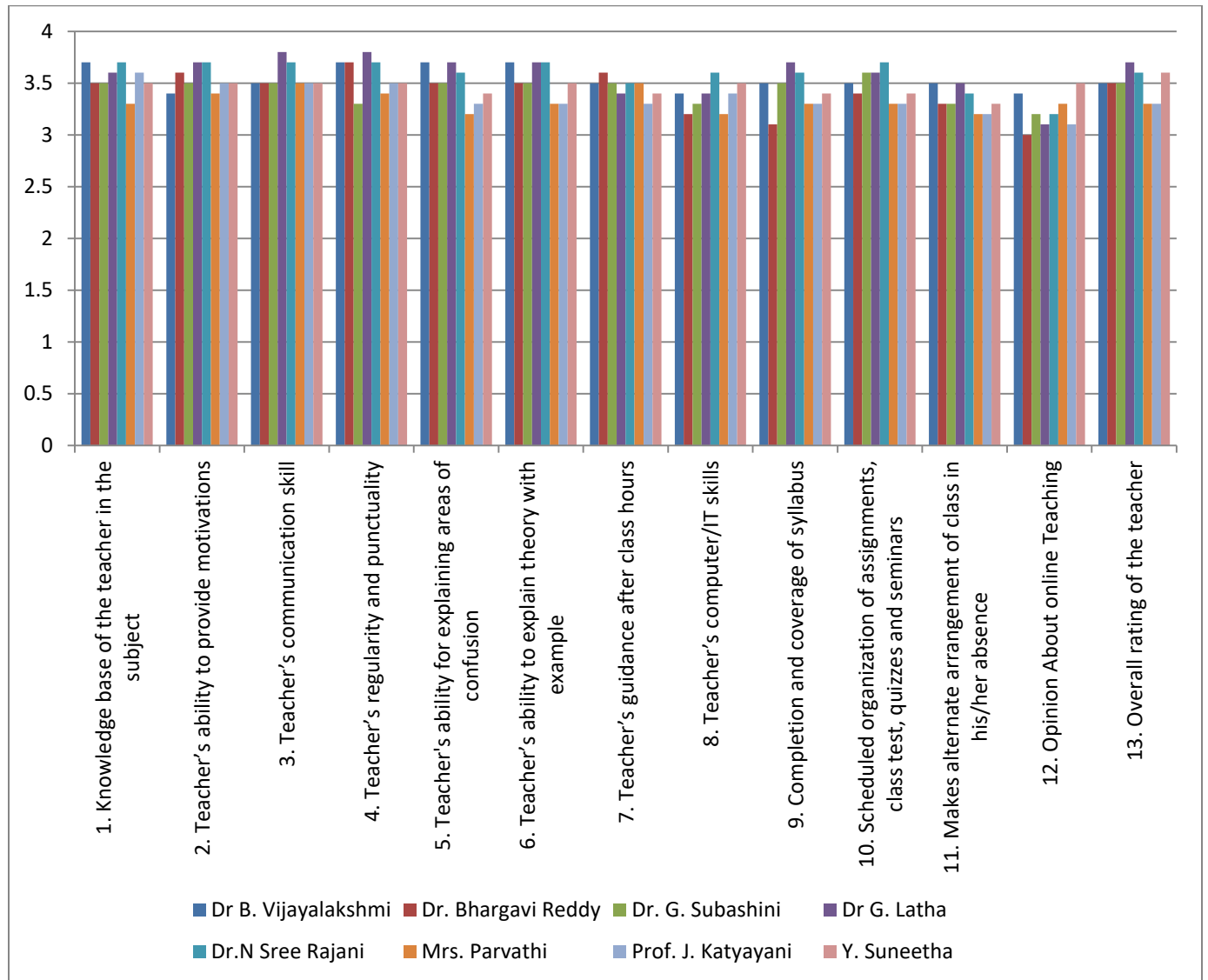
TEACHER'S NAME	OVERALL PERFORMANCE	GRADE
A. Vani	3.1	VERY GOOD
Dr T.Suneetha	3.2	VERY GOOD
K. Sukanya	3.1	VERY GOOD
T. Sukeerthi	3.0	VERY GOOD



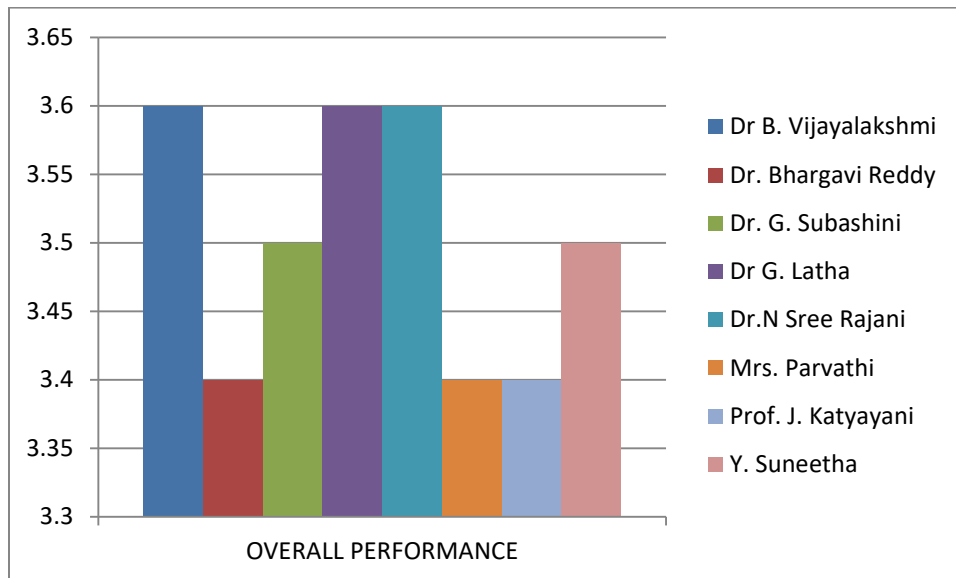
II. SCHOOL OF SOCIAL SCIENCES:

1. Business Administration

TEACHER'S NAME	Q1	Q2	Q3	Q4	Q5	Q6	Q7	Q8	Q9	Q10	Q11	Q12	Q13	Avg	GRADE
Dr B. Vijayalakshmi	3.7	3.4	3.5	3.7	3.7	3.7	3.5	3.4	3.5	3.5	3.5	3.4	3.5	3.6	Excellent
Dr. Bhargavi Reddy	3.5	3.6	3.5	3.7	3.5	3.5	3.6	3.2	3.1	3.4	3.3	3	3.5	3.4	Very Good
Dr. G. Subashini	3.5	3.5	3.5	3.3	3.5	3.5	3.5	3.3	3.5	3.6	3.3	3.2	3.5	3.5	Excellent
Dr G. Latha	3.6	3.7	3.8	3.8	3.7	3.7	3.4	3.4	3.7	3.6	3.5	3.1	3.7	3.6	Excellent
Dr.N Sree Rajani	3.7	3.7	3.7	3.7	3.6	3.7	3.5	3.6	3.6	3.7	3.4	3.2	3.6	3.6	Excellent
Mrs. Parvathi	3.3	3.4	3.5	3.4	3.2	3.3	3.5	3.2	3.3	3.3	3.2	3.3	3.3	3.4	Very Good
Prof. J. Katyayani	3.6	3.5	3.5	3.5	3.3	3.3	3.3	3.4	3.3	3.3	3.2	3.1	3.3	3.4	Very Good
Y. Suneetha	3.5	3.5	3.5	3.5	3.4	3.5	3.4	3.5	3.4	3.4	3.3	3.5	3.6	3.5	Excellent

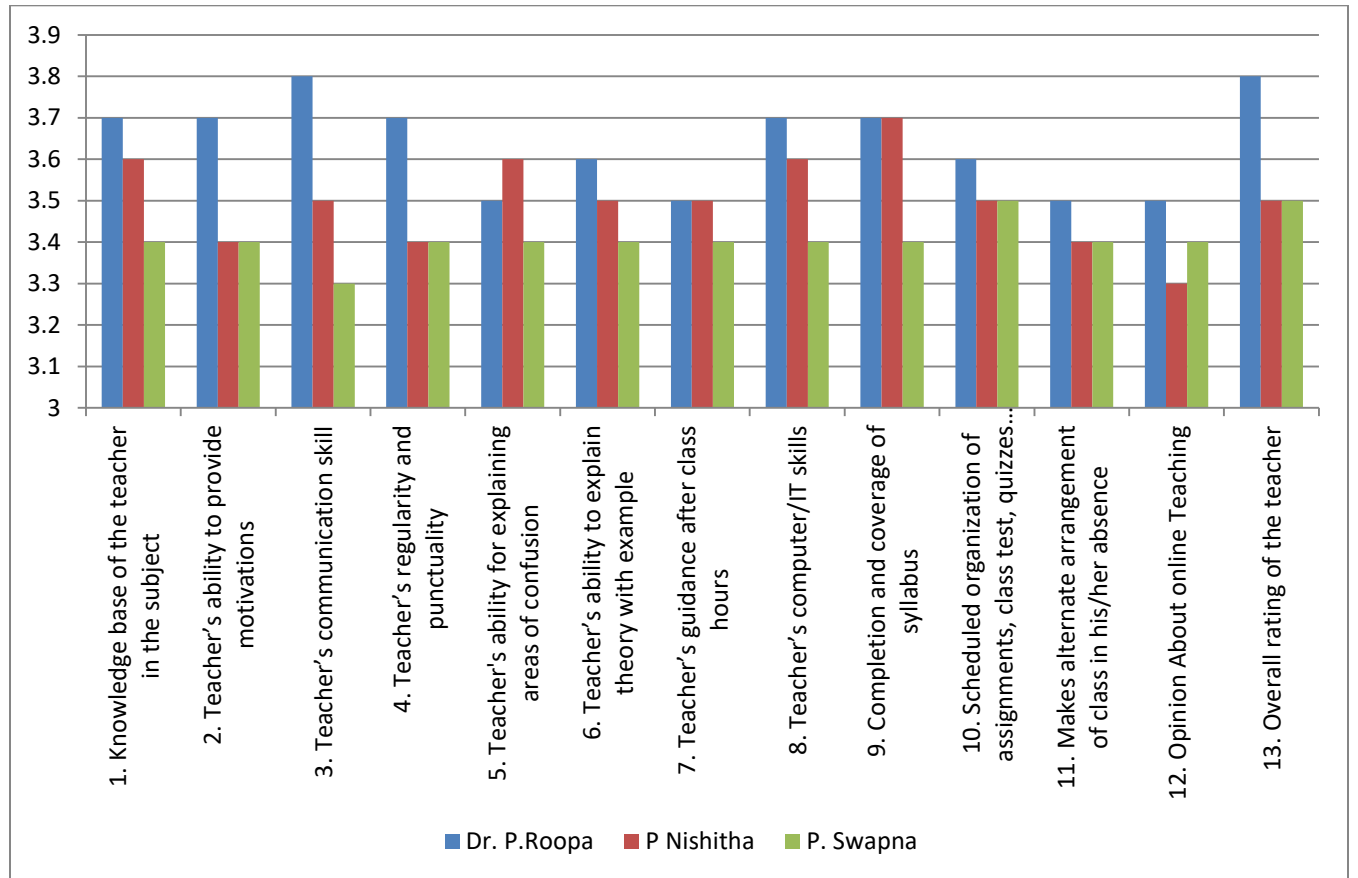


TEACHER'S NAME	OVERALL PERFORMANCE	GRADE
Dr B. Vijayalakshmi	3.6	Excellent
Dr. Bhargavi Reddy	3.4	Very Good
Dr. G. Subashini	3.5	Excellent
Dr G. Latha	3.6	Excellent
Dr.N Sree Rajani	3.6	Excellent
Mrs. Parvathi	3.4	Very Good
Prof. J. Katyayani	3.4	Very Good
Y. Suneetha	3.5	Excellent

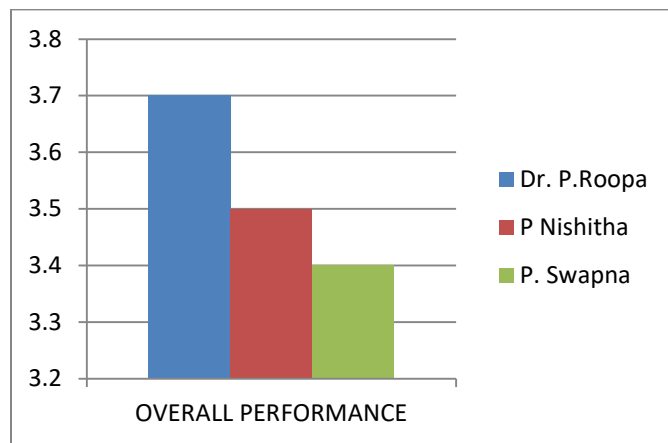


2. Commerce

TEACHER'S NAME	Q1	Q2	Q3	Q4	Q5	Q6	Q7	Q8	Q9	Q10	Q11	Q12	Q13	Avg	GRADE
Dr. P.Roopaa	3.7	3.7	3.8	3.7	3.5	3.6	3.5	3.7	3.7	3.6	3.5	3.5	3.8	3.7	Excellent
P Nishitha	3.6	3.4	3.5	3.4	3.6	3.5	3.5	3.6	3.7	3.5	3.4	3.3	3.5	3.5	Excellent
P. Swapna	3.4	3.4	3.3	3.4	3.4	3.4	3.4	3.4	3.4	3.5	3.4	3.4	3.5	3.4	VERY GOOD

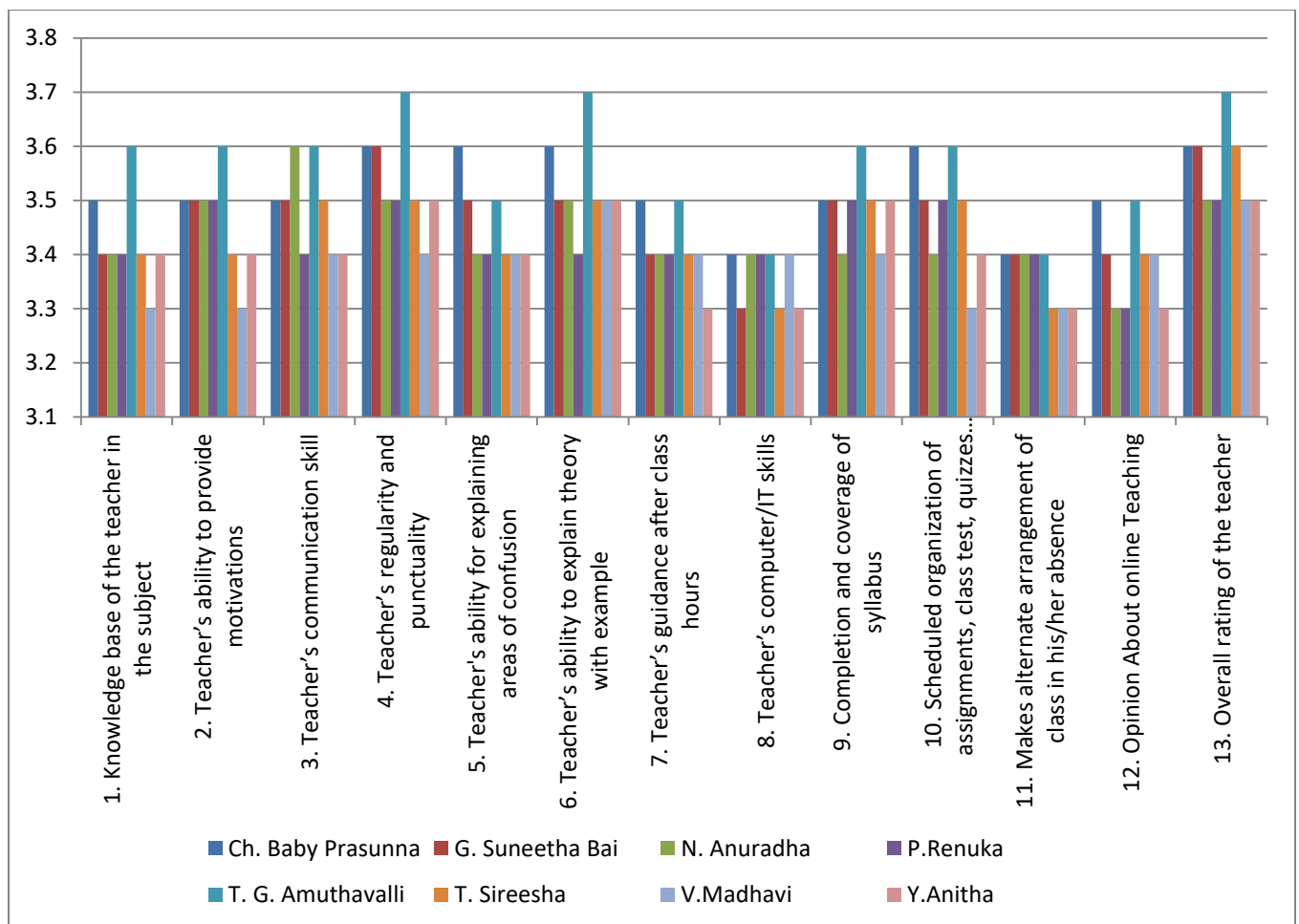


TEACHER'S NAME	OVERALL PERFORMANCE	GRADE
Dr. P.Roopa	3.7	Excellent
P Nishitha	3.5	Excellent
P. Swapna	3.4	Very Good

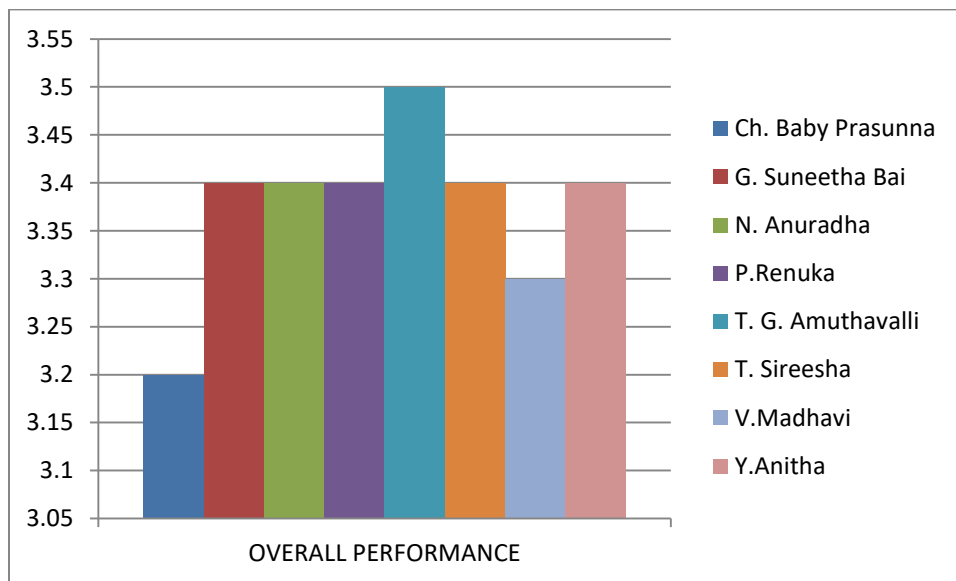


3. Education

TEACHER'S NAME	Q1	Q2	Q3	Q4	Q5	Q6	Q7	Q8	Q9	Q10	Q11	Q12	Q13	Avg	GRADE
Ch. Baby Prasunna	3.5	3.5	3.5	3.6	3.6	3.6	3.5	3.4	3.5	3.6	3.4	3.5	3.6	3.2	Very Good
G. Suneetha Bai	3.4	3.5	3.5	3.6	3.5	3.5	3.4	3.3	3.5	3.5	3.4	3.4	3.6	3.4	Very Good
N. Anuradha	3.4	3.5	3.6	3.5	3.4	3.5	3.4	3.4	3.4	3.4	3.4	3.3	3.5	3.4	Very Good
P.Renuka	3.4	3.5	3.4	3.5	3.4	3.4	3.4	3.4	3.5	3.5	3.4	3.3	3.5	3.4	Very Good
T. G. Amuthavalli	3.6	3.6	3.6	3.7	3.5	3.7	3.5	3.4	3.6	3.6	3.4	3.5	3.7	3.5	Excellent
T. Sireesha	3.4	3.4	3.5	3.5	3.4	3.5	3.4	3.3	3.5	3.5	3.3	3.4	3.6	3.4	Very Good
V.Madhavi	3.3	3.3	3.4	3.4	3.4	3.5	3.4	3.4	3.4	3.3	3.3	3.4	3.5	3.3	Very Good
Y.Anitha	3.4	3.4	3.4	3.5	3.4	3.5	3.3	3.3	3.5	3.4	3.3	3.3	3.5	3.4	Very Good

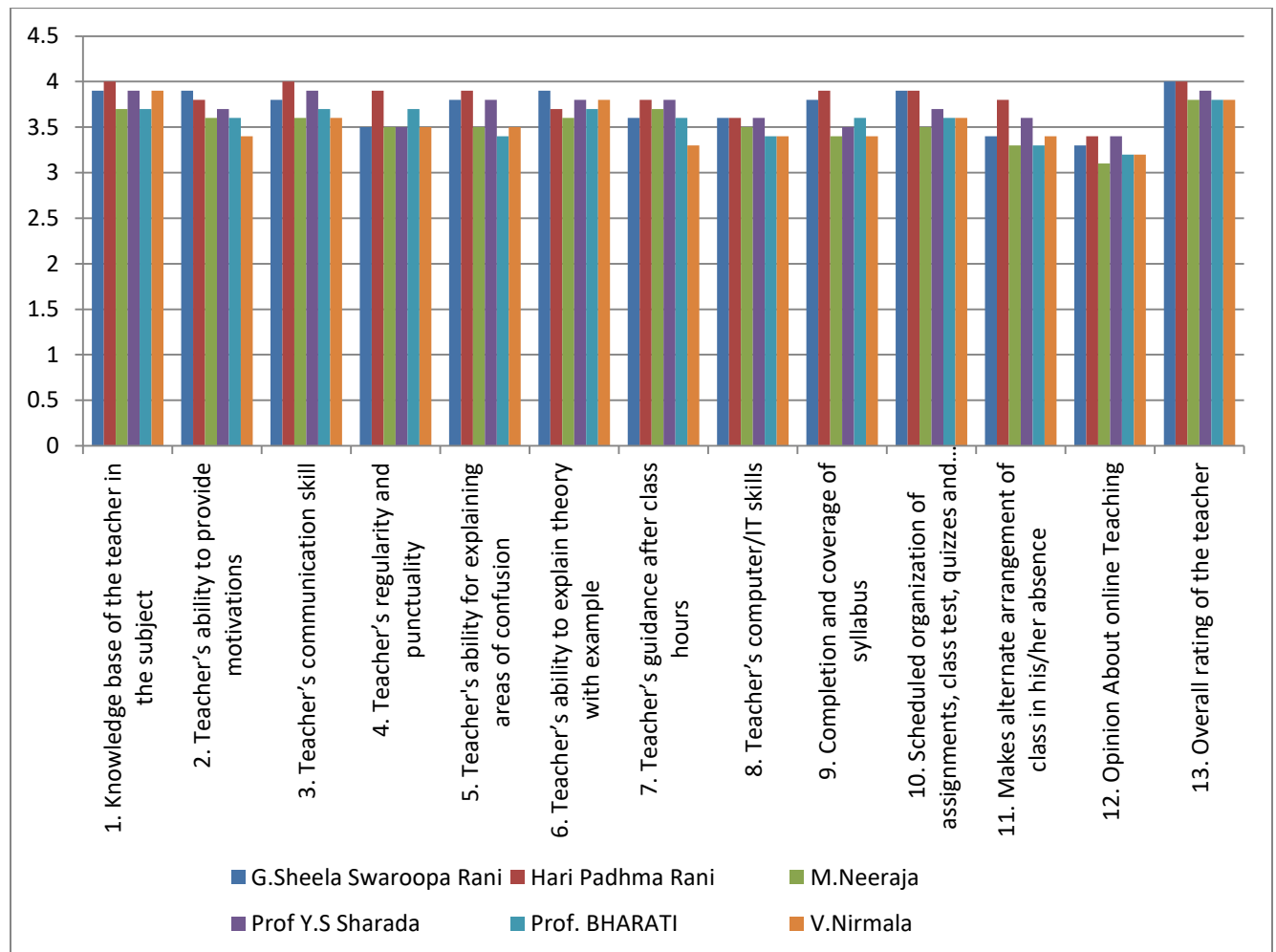


TEACHER'S NAME	OVERALL PERFORMANCE	GRADE
Ch. Baby Prasunna	3.2	Very Good
G. Suneetha Bai	3.4	Very Good
N. Anuradha	3.4	Very Good
P.Renuka	3.4	Very Good
T. G. Amuthavalli	3.5	Excellent
T. Sireesha	3.4	Very Good
V.Madhavi	3.3	Very Good
Y.Anitha	3.4	Very Good

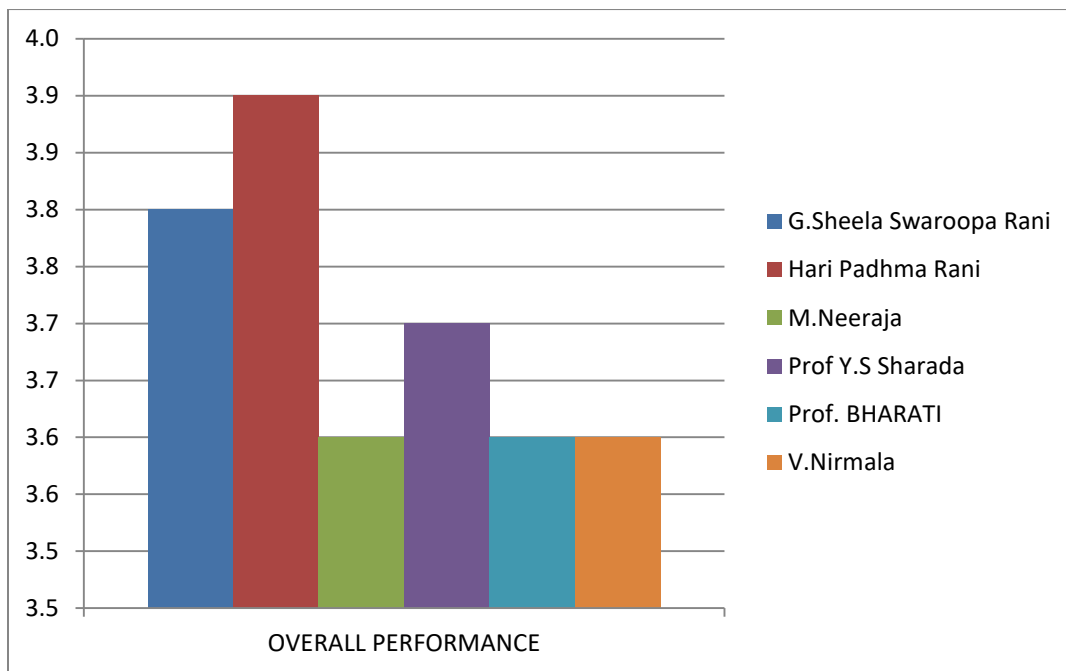


4. English Language & Literature

TEACHER'S NAME	Q1	Q2	Q3	Q4	Q5	Q6	Q7	Q8	Q9	Q10	Q11	Q12	Q13	Avg	GRADE
G.Sheela Swaroopa Rani	3.9	3.9	3.8	3.5	3.8	3.9	3.6	3.6	3.8	3.9	3.4	3.3	4	3.8	Excellent
Hari Padhma Rani	4	3.8	4	3.9	3.9	3.7	3.8	3.6	3.9	3.9	3.8	3.4	4	3.9	Excellent
M.Neeraja	3.7	3.6	3.6	3.5	3.5	3.6	3.7	3.5	3.4	3.5	3.3	3.1	3.8	3.6	Excellent
Prof Y.S Sharada	3.9	3.7	3.9	3.5	3.8	3.8	3.8	3.6	3.5	3.7	3.6	3.4	3.9	3.7	Excellent
Prof. BHARATI	3.7	3.6	3.7	3.7	3.4	3.7	3.6	3.4	3.6	3.6	3.3	3.2	3.8	3.6	Excellent
V.Nirmala	3.9	3.4	3.6	3.5	3.5	3.8	3.3	3.4	3.4	3.6	3.4	3.2	3.8	3.6	Excellent

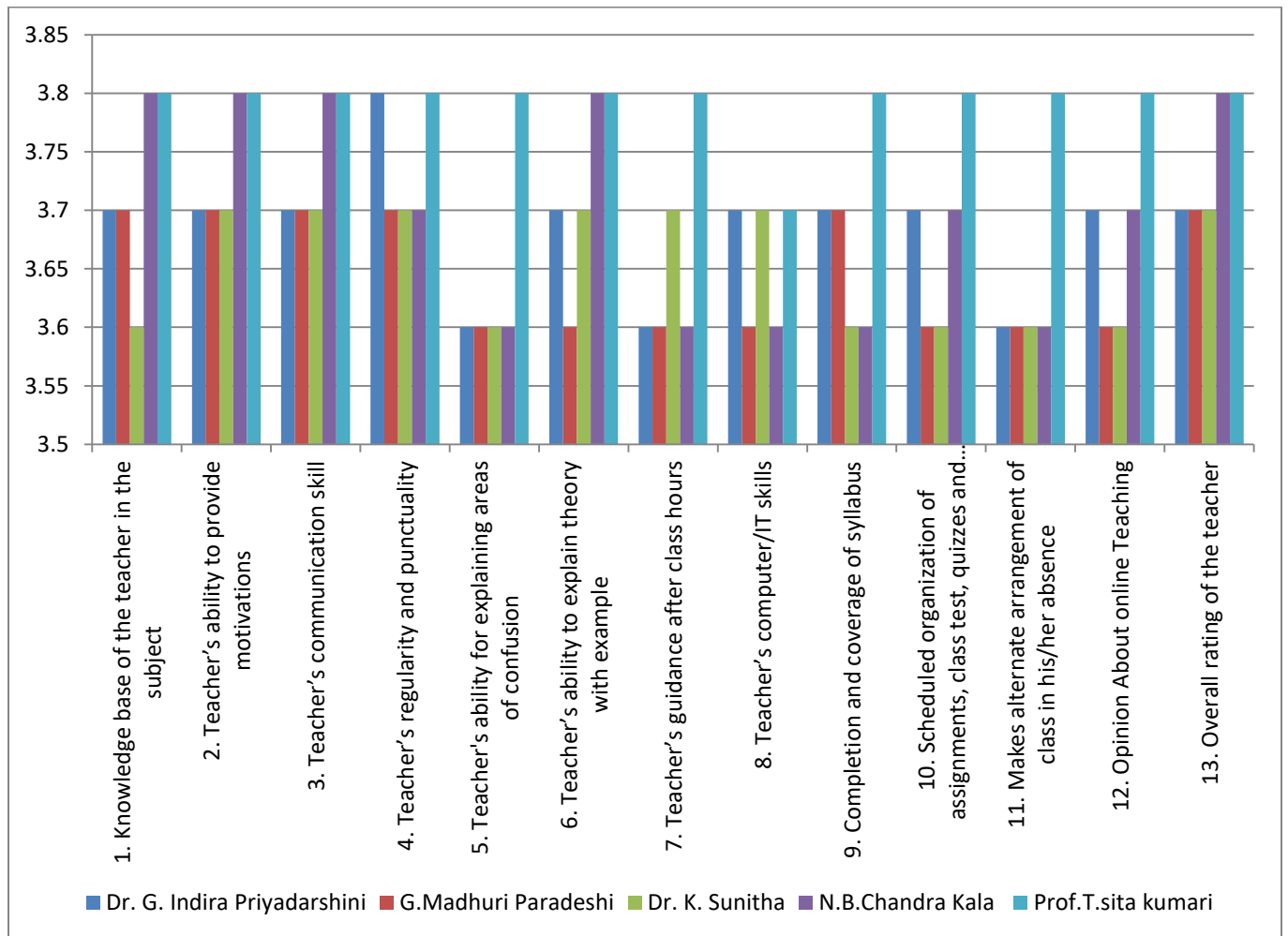


TEACHER'S NAME	OVERALL PERFORMANCE	GRADE
G.Sheela Swaroopa Rani	3.8	Excellent
Hari Padhma Rani	3.9	Excellent
M.Neeraja	3.6	Excellent
Prof Y.S Sharada	3.7	Excellent
Prof. BHARATI	3.6	Excellent
V.Nirmala	3.6	Excellent

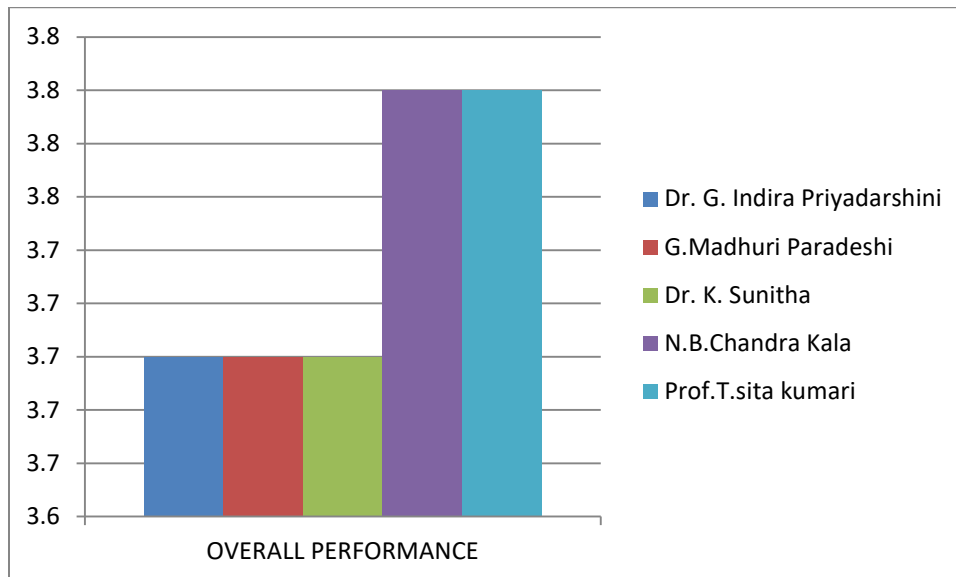


5. Department of Law

TEACHER'S NAME	Q1	Q2	Q3	Q4	Q5	Q6	Q7	Q8	Q9	Q10	Q11	Q12	Q13	Avg	GRADE
Dr. G. Indira Priyadarshini	3.7	3.7	3.7	3.8	3.6	3.7	3.6	3.7	3.7	3.7	3.6	3.7	3.7	3.7	Excellent
G.Madhuri Paradeshi	3.7	3.7	3.7	3.7	3.6	3.6	3.6	3.6	3.7	3.6	3.6	3.6	3.7	3.7	Excellent
Dr. K. Sunitha	3.6	3.7	3.7	3.7	3.6	3.7	3.7	3.7	3.6	3.6	3.6	3.6	3.7	3.7	Excellent
N.B.Chandra Kala	3.8	3.8	3.8	3.7	3.6	3.8	3.6	3.6	3.6	3.7	3.6	3.7	3.8	3.8	Excellent
Prof.T.sita kumari	3.8	3.8	3.8	3.8	3.8	3.8	3.8	3.7	3.8	3.8	3.8	3.8	3.8	3.8	Excellent

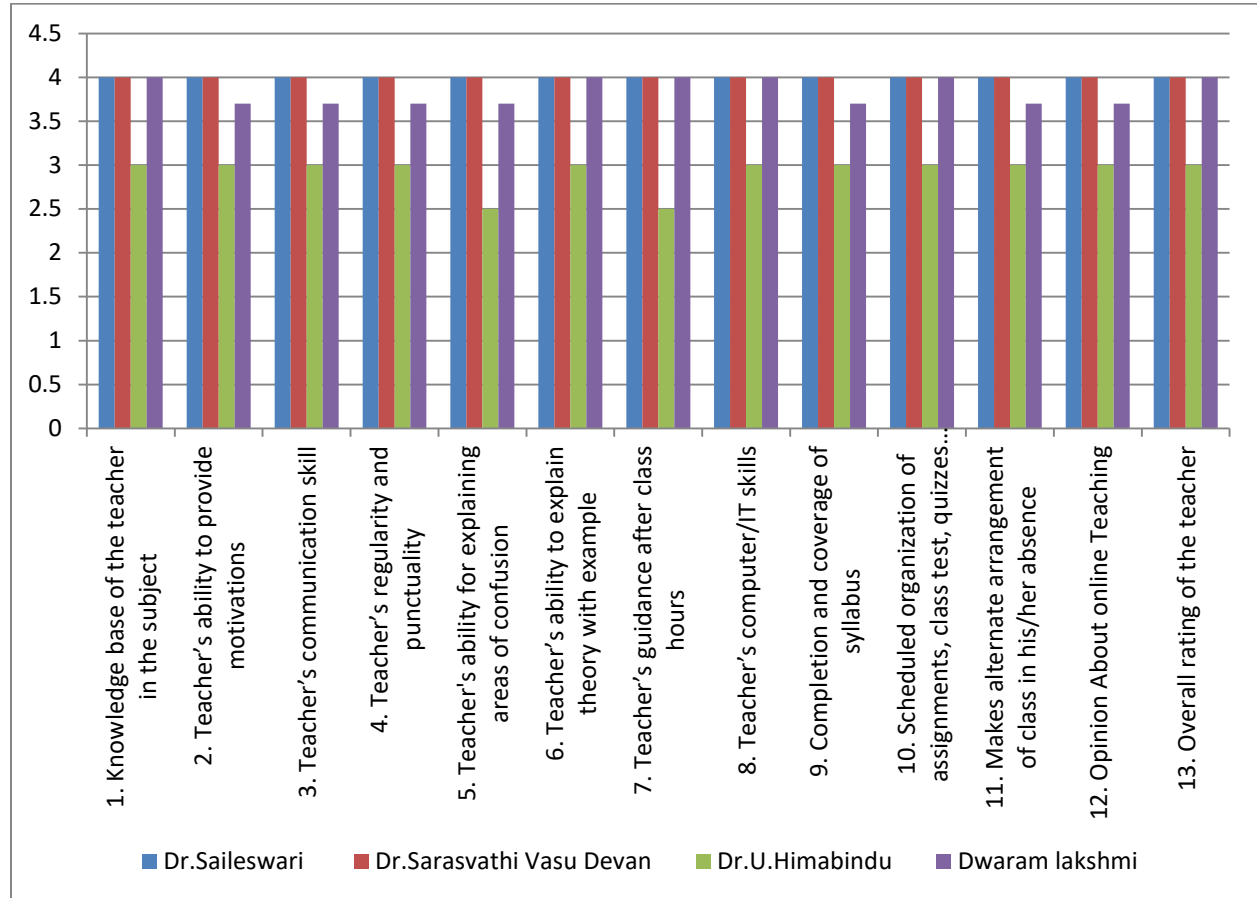


TEACHER'S NAME	OVERALL PERFORMANCE	GRADE
Dr. G. Indira Priyadarshini	3.7	Excellent
G.Madhuri Paradeshi	3.7	Excellent
Dr. K. Sunitha	3.7	Excellent
N.B.Chandra Kala	3.8	Excellent
Prof.T.sita kumari	3.8	Excellent

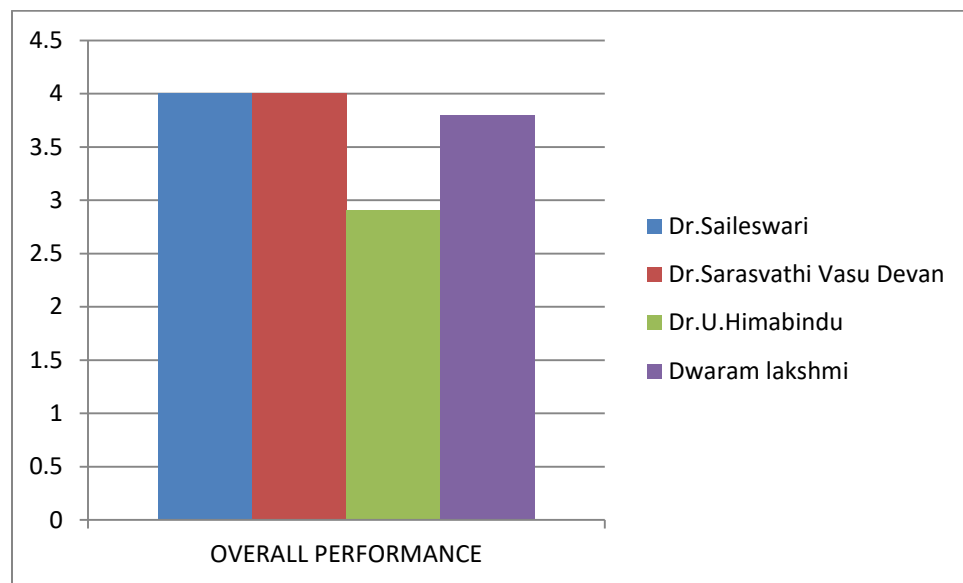


6. Department of Music

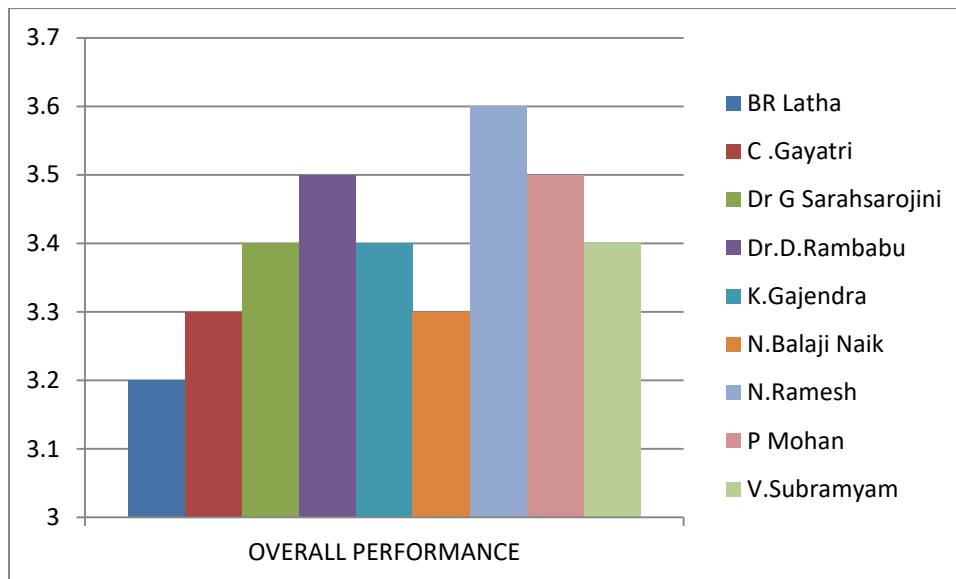
TEACHER'S NAME	Q1	Q2	Q3	Q4	Q5	Q6	Q7	Q8	Q9	Q10	Q11	Q12	Q13	Avg	GRADE
Dr.Saileswari	4	4	4	4	4	4	4	4	4	4	4	4	4	4	Excellent
Dr.Sarasvathi Vasu Devan	4	4	4	4	4	4	4	4	4	4	4	4	4	4	Excellent
Dr.U.Himabindu	3	3	3	3	2.5	3	2.5	3	3	3	3	3	3	2.9	Very Good
Dwaram lakshmi	4	3.7	3.7	3.7	3.7	4	4	4	3.7	4	3.7	3.7	4	3.8	Excellent



TEACHER'S NAME	OVERALL PERFORMANCE	GRADE
Dr.Saileswari	4	Excellent
Dr.Sarasvathi Vasu Devan	4	Excellent
Dr.U.Himabindu	2.9	Very Good
Dwaram lakshmi	3.8	Excellent

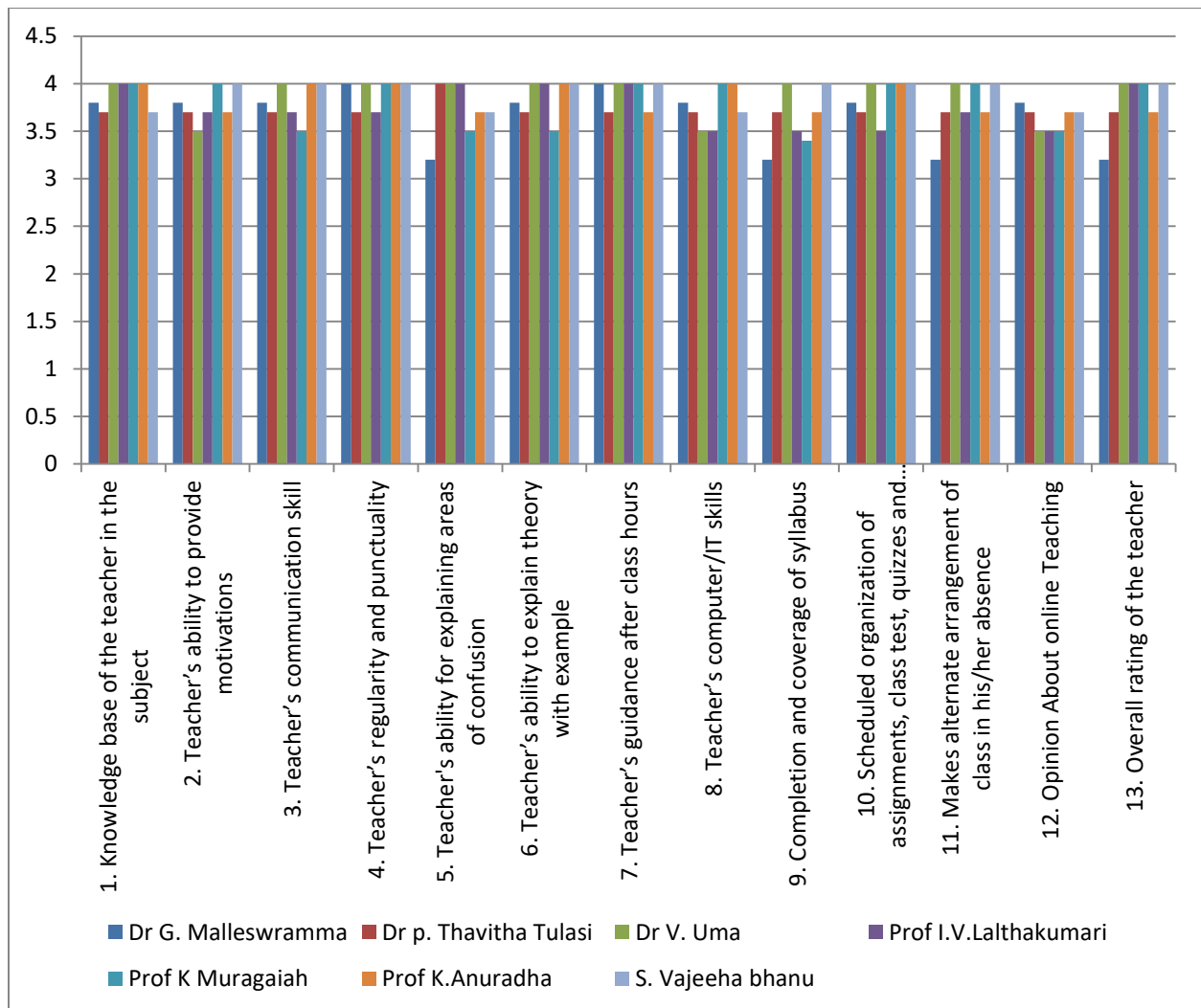


TEACHER'S NAME	OVERALL PERFORMANCE	GRADE
BR Latha	3.2	Very Good
C .Gayatri	3.3	Very Good
Dr G Sarahsarojini	3.4	Very Good
Dr.D.Rambabu	3.5	Excellent
K.Gajendra	3.4	Very Good
N.Balaji Naik	3.3	Very Good
N.Ramesh	3.6	Excellent
P Mohan	3.5	Excellent
V.Subramyam	3.4	Very Good

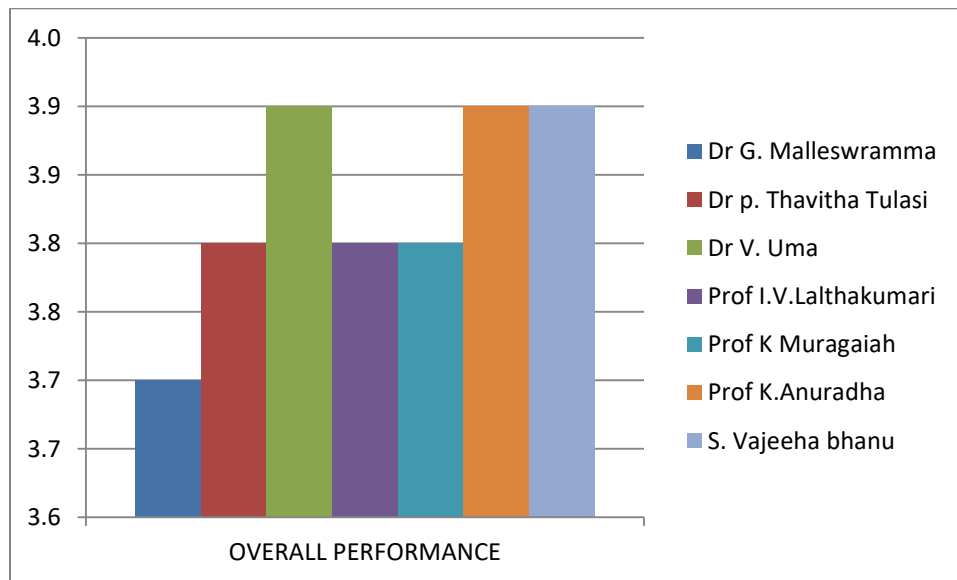


8. Department of Social Work

TEACHER'S NAME	Q1	Q2	Q3	Q4	Q5	Q6	Q7	Q8	Q9	Q10	Q11	Q12	Q13	Avg	GRADE
Dr G. Malleswamma	3.8	3.8	3.8	4	3.2	3.8	4	3.8	3.2	3.8	3.2	3.8	3.2	3.7	Excellent
Dr p. Thavitha Tulasi	3.7	3.7	3.7	3.7	4	3.7	3.7	3.7	3.7	3.7	3.7	3.7	3.7	3.8	Excellent
Dr V. Uma	4	3.5	4	4	4	4	4	3.5	4	4	4	3.5	4	3.9	Excellent
Prof I.V.Lalthakumari	4	3.7	3.7	3.7	4	4	4	3.5	3.5	3.5	3.7	3.5	4	3.8	Excellent
Prof K Muragaiah	4	4	3.5	4	3.5	3.5	4	4	3.4	4	4	3.5	4	3.8	Excellent
Prof K.Anuradha	4	3.7	4	4	3.7	4	3.7	4	3.7	4	3.7	3.7	3.7	3.9	Excellent
S. Vajeeha bhanu	3.7	4	4	4	3.7	4	4	3.7	4	4	4	3.7	4	3.9	Excellent
Dr G. Malleswamma	3.8	3.8	3.8	4	3.2	3.8	4	3.8	3.2	3.8	3.2	3.8	3.2	3.7	Excellent

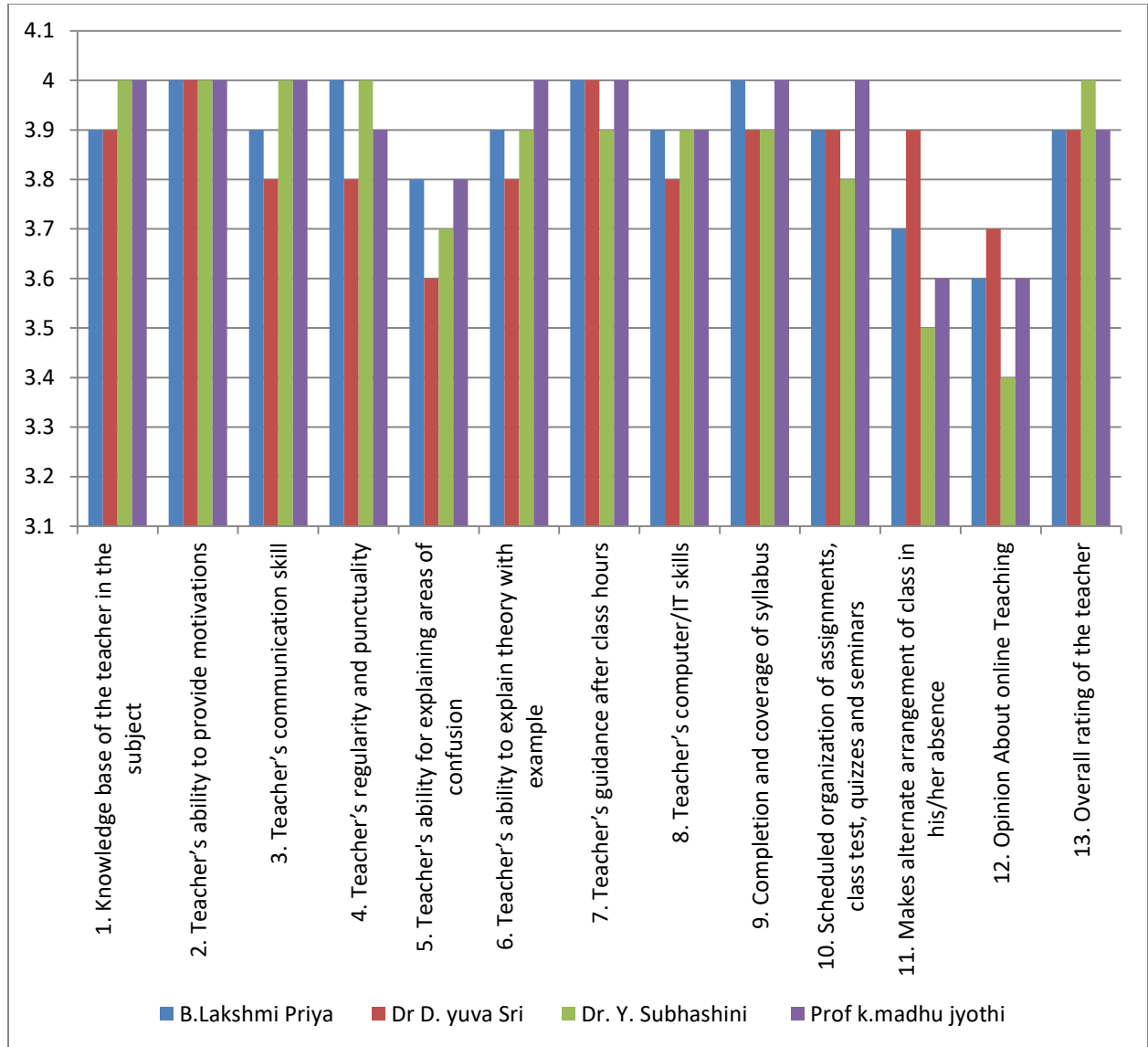


TEACHER'S NAME	OVERALL PERFORMANCE	GRADE
Dr G. Malleswramma	3.7	Excellent
Dr p. Thavitha Tulasi	3.8	Excellent
Dr V. Uma	3.9	Excellent
Prof I.V.Lalthakumari	3.8	Excellent
Prof K Muragaiah	3.8	Excellent
Prof K.Anuradha	3.9	Excellent
S. Vajeeha bhanu	3.9	Excellent

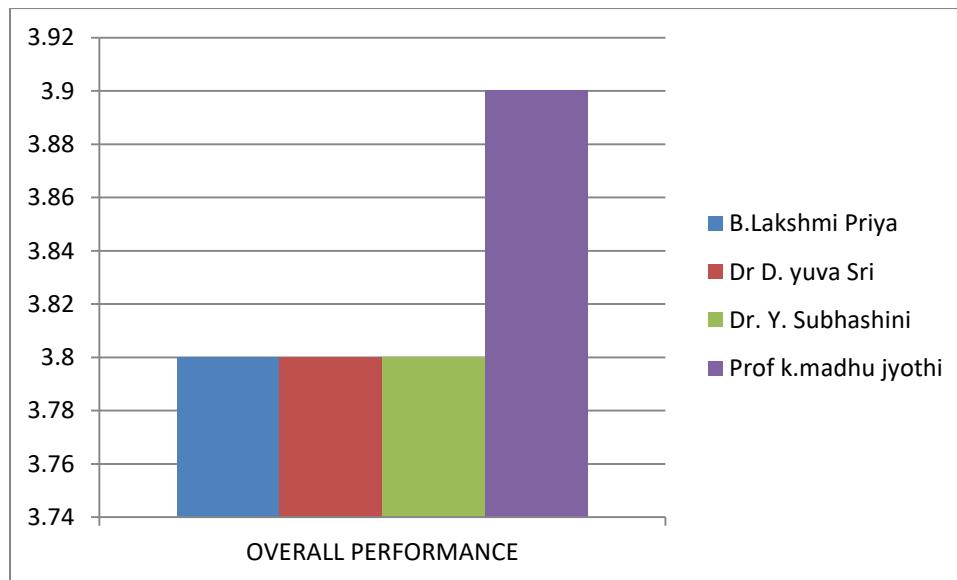


9. Department of Telugu Studies

TEACHER'S NAME	Q1	Q2	Q3	Q4	Q5	Q6	Q7	Q8	Q9	Q10	Q11	Q12	Q13	Avg	GRADE
B.Lakshmi Priya	3.9	4	3.9	4	3.8	3.9	4	3.9	4	3.9	3.7	3.6	3.9	3.8	Excellent
Dr D. yuva Sri	3.9	4	3.8	3.8	3.6	3.8	4	3.8	3.9	3.9	3.9	3.7	3.9	3.8	Excellent
Dr. Y. Subhashini	4	4	4	4	3.7	3.9	3.9	3.9	3.9	3.8	3.5	3.4	4	3.8	Excellent
Prof k.madhu jyothi	4	4	4	3.9	3.8	4	4	3.9	4	4	3.6	3.6	3.9	3.9	Excellent

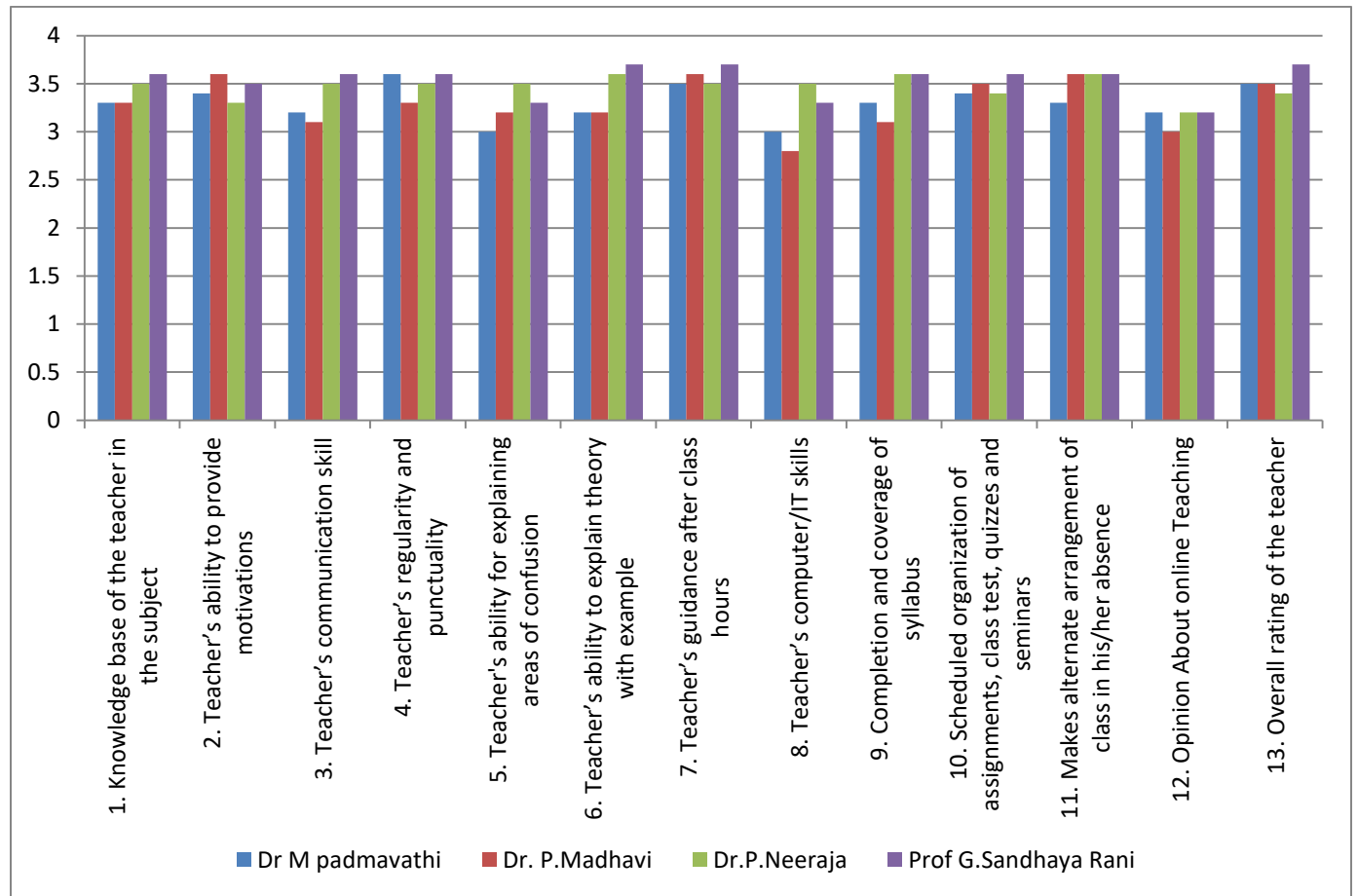


TEACHER'S NAME	OVERALL PERFORMANCE	GRADE
B.Lakshmi Priya	3.8	Excellent
Dr D. yuva Sri	3.8	Excellent
Dr. Y. Subhashini	3.8	Excellent
Prof.K. Madhu jyothi	3.9	Excellent

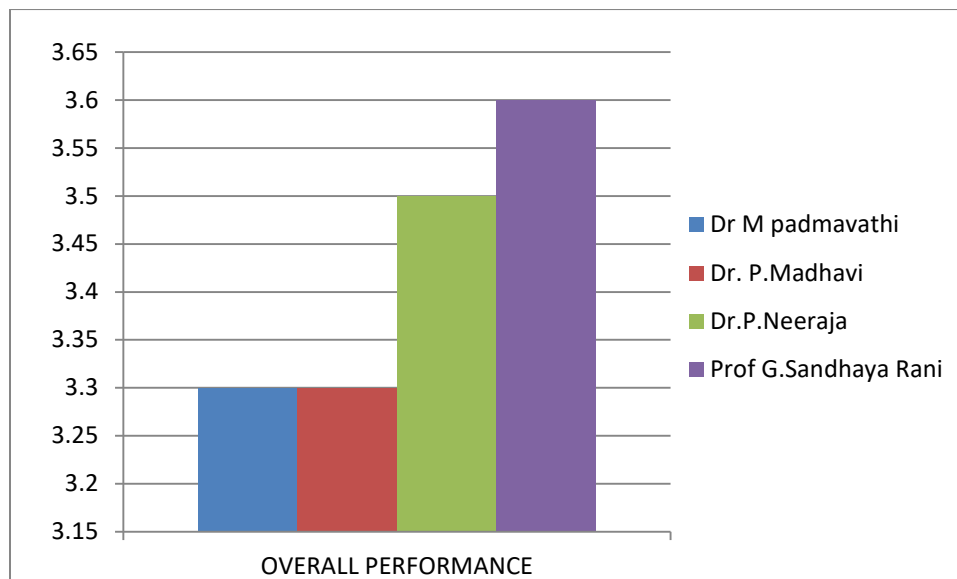


10. Department of Women's Studies

TEACHER'S NAME	Q1	Q2	Q3	Q4	Q5	Q6	Q7	Q8	Q9	Q10	Q11	Q12	Q13	Avg	GRADE
Dr M padmavathi	3.3	3.4	3.2	3.6	3	3.2	3.5	3	3.3	3.4	3.3	3.2	3.5	3.3	Very Good
Dr. P.Madhavi	3.3	3.6	3.1	3.3	3.2	3.2	3.6	2.8	3.1	3.5	3.6	3	3.5	3.3	Very Good
Dr.P.Neeraja	3.5	3.3	3.5	3.5	3.5	3.6	3.5	3.5	3.6	3.4	3.6	3.2	3.4	3.5	Excellent
Prof G.Sandhaya Rani	3.6	3.5	3.6	3.6	3.3	3.7	3.7	3.3	3.6	3.6	3.6	3.2	3.7	3.6	Excellent



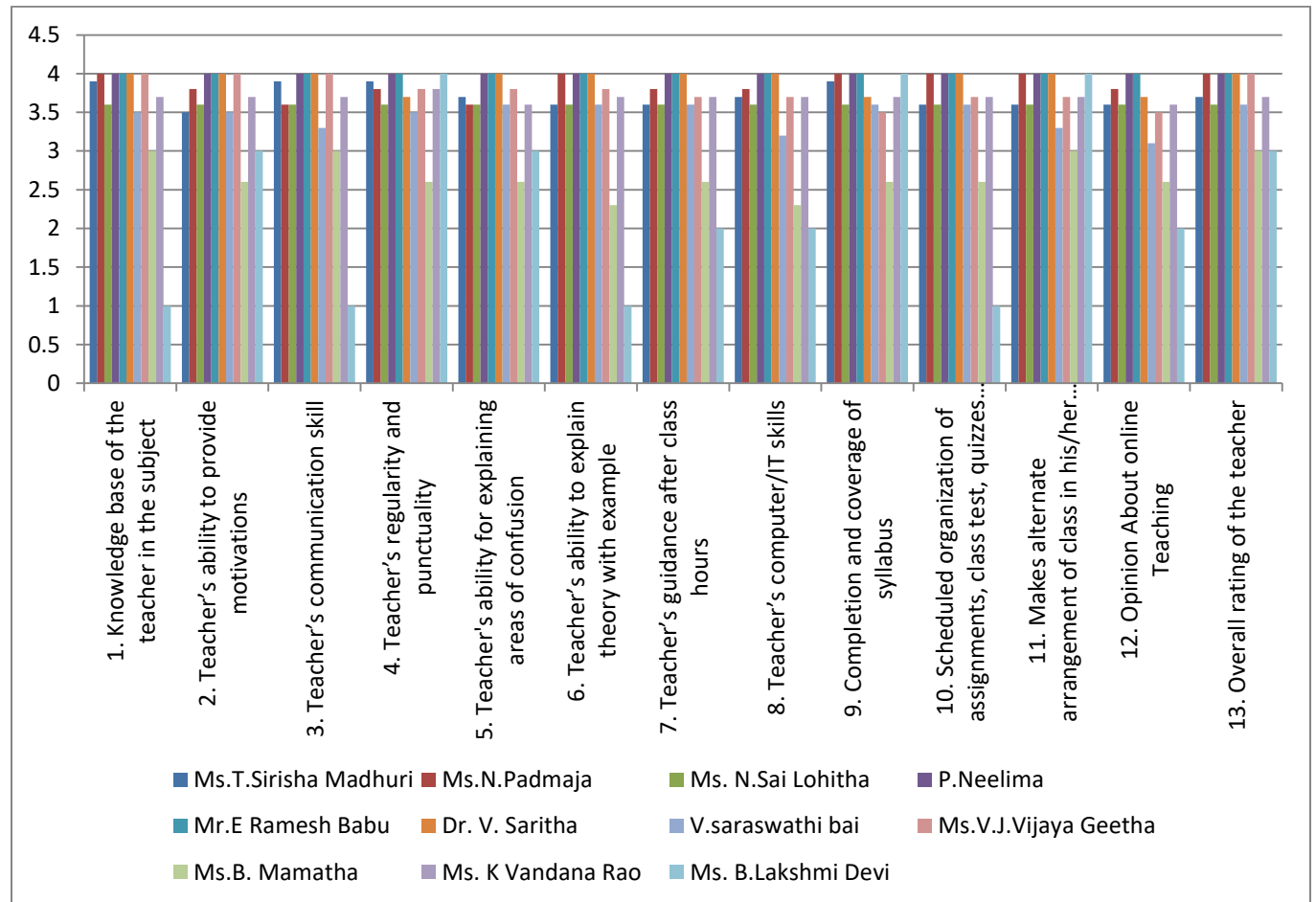
TEACHER'S NAME	OVERALL PERFORMANCE	GRADE
Dr M padmavathi	3.3	Very Good
Dr. P.Madhavi	3.3	Very Good
Dr.P.Neeraja	3.5	Excellent
Prof G.Sandhaya Rani	3.6	Excellent



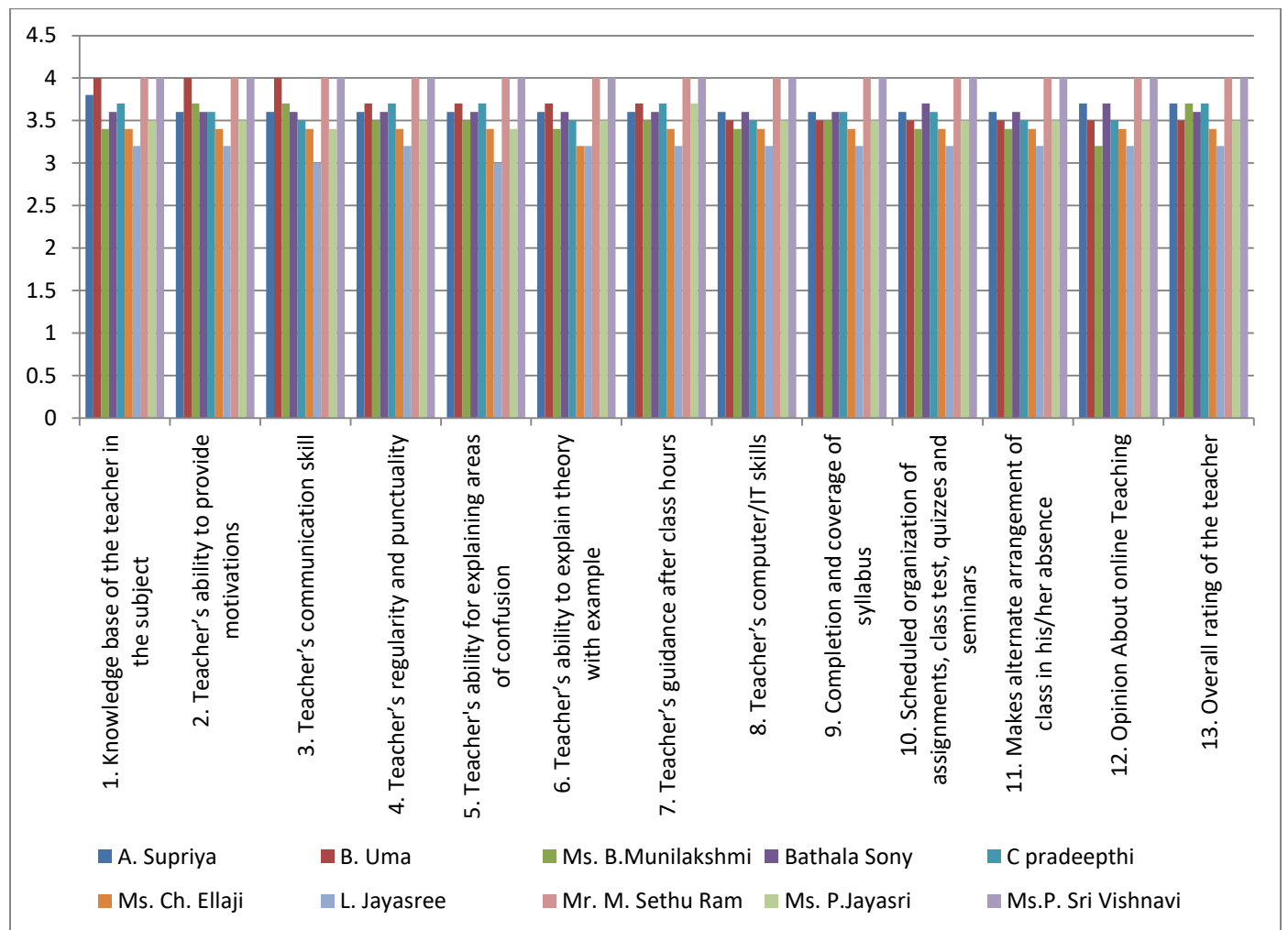
III. SCHOOL OF ENGINEERING & TECHNOLOGY

1. Computer Science & Engineering

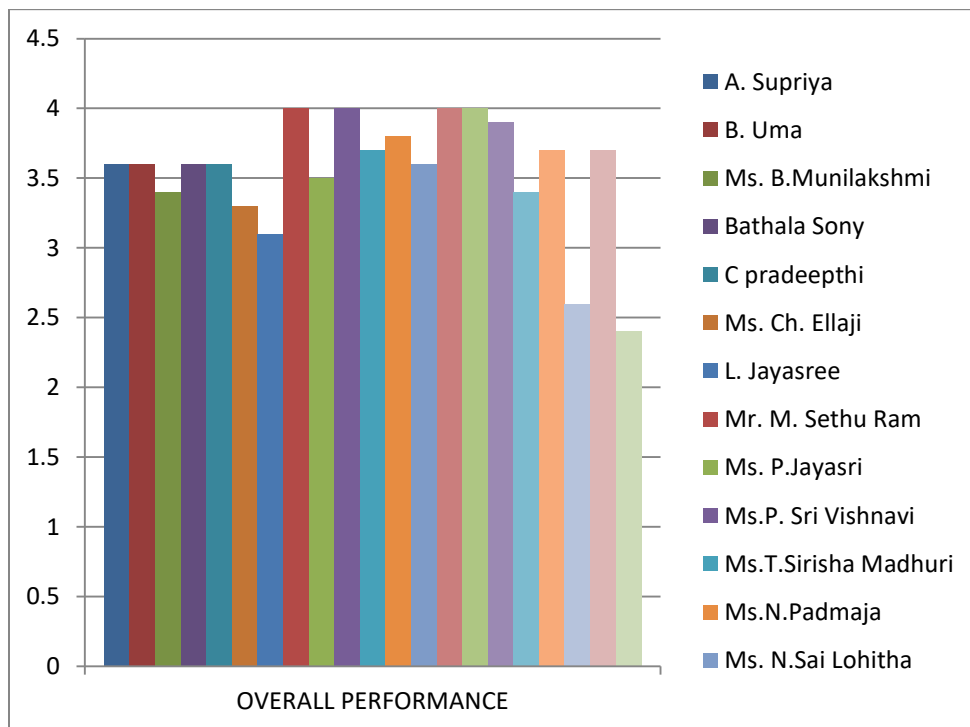
TEACHER'S NAME	Q1	Q2	Q3	Q4	Q5	Q6	Q7	Q8	Q9	Q10	Q11	Q12	Q13	Avg	GRADE
Ms.T.Sirisha Madhuri	3.9	3.5	3.9	3.9	3.7	3.6	3.6	3.7	3.9	3.6	3.6	3.6	3.7	3.7	Excellent
Ms.N.Padmaja	4	3.8	3.6	3.8	3.6	4	3.8	3.8	4	4	4	3.8	4	3.8	Excellent
Ms. N.Sai Lohitha	3.6	3.6	3.6	3.6	3.6	3.6	3.6	3.6	3.6	3.6	3.6	3.6	3.6	3.6	Excellent
P.Neelima	4	4	4	4	4	4	4	4	4	4	4	4	4	4	Excellent
Mr.E Ramesh Babu	4	4	4	4	4	4	4	4	4	4	4	4	4	4	Excellent
Dr. V. Saritha	4	4	4	3.7	4	4	4	4	3.7	4	4	3.7	4	3.9	Excellent
V.saraswathi bai	3.5	3.5	3.3	3.5	3.6	3.6	3.6	3.2	3.6	3.6	3.3	3.1	3.6	3.4	Very Good
Ms.V.J.Vijaya Geetha	4	4	4	3.8	3.8	3.8	3.7	3.7	3.5	3.7	3.7	3.5	4	3.7	Excellent
Ms.B. Mamatha	3	2.6	3	2.6	2.6	2.3	2.6	2.3	2.6	2.6	3	2.6	3	2.6	Very Good
Ms. K Vandana Rao	3.7	3.7	3.7	3.8	3.6	3.7	3.7	3.7	3.7	3.7	3.7	3.6	3.7	3.7	Excellent
Ms. B.Lakshmi Devi	1	3	1	4	3	1	2	2	4	1	4	2	3	2.4	Very Good



TEACHER'S NAME	Q1	Q2	Q3	Q4	Q5	Q6	Q7	Q8	Q9	Q10	Q11	Q12	Q13	Avg	GRADE
A. Supriya	3.8	3.6	3.6	3.6	3.6	3.6	3.6	3.6	3.6	3.6	3.6	3.7	3.7	3.6	Excellent
B. Uma	4	4	4	3.7	3.7	3.7	3.7	3.5	3.5	3.5	3.5	3.5	3.5	3.6	Excellent
Ms. B.Munilakshmi	3.4	3.7	3.7	3.5	3.5	3.4	3.5	3.4	3.5	3.4	3.4	3.2	3.7	3.4	Excellent
Bathala Sony	3.6	3.6	3.6	3.6	3.6	3.6	3.6	3.6	3.6	3.7	3.6	3.7	3.6	3.6	Excellent
C pradeepthi	3.7	3.6	3.5	3.7	3.7	3.5	3.7	3.5	3.6	3.6	3.5	3.5	3.7	3.6	Excellent
Ms. Ch. Ellaji	3.4	3.4	3.4	3.4	3.4	3.2	3.4	3.4	3.4	3.4	3.4	3.4	3.4	3.3	Very Good
L. Jayasree	3.2	3.2	3	3.2	3	3.2	3.2	3.2	3.2	3.2	3.2	3.2	3.2	3.1	Very Good
Mr. M. Sethu Ram	4	4	4	4	4	4	4	4	4	4	4	4	4	4	Excellent
Ms. P.Jayasri	3.5	3.5	3.4	3.5	3.4	3.5	3.7	3.5	3.5	3.5	3.5	3.5	3.5	3.5	Excellent
Ms.P. Sri Vishnavi	4	4	4	4	4	4	4	4	4	4	4	4	4	4	Excellent

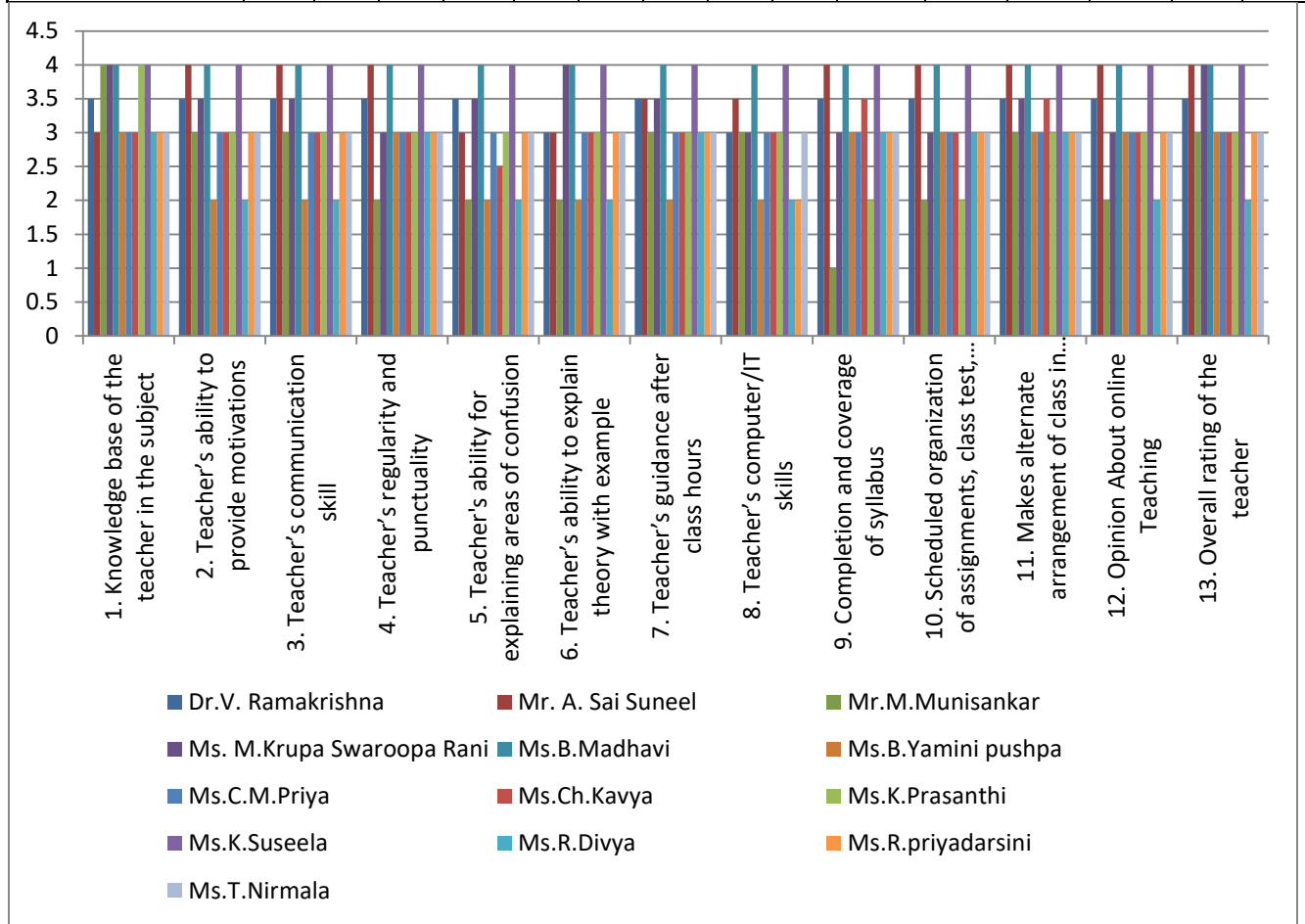


TEACHER'S NAME	OVERALL PERFORMANCE	GRADE
A. Supriya	3.6	Excellent
B. Uma	3.6	Excellent
Ms. B.Munilakshmi	3.4	Excellent
Bathala Sony	3.6	Excellent
C pradeepthi	3.6	Excellent
Ms. Ch. Ellaji	3.3	Very Good
L. Jayasree	3.1	Very Good
Mr. M. Sethu Ram	4	Excellent
Ms. P.Jayasri	3.5	Excellent
Ms.P. Sri Vishnavi	4	Excellent
Ms.T.Sirisha Madhuri	3.7	Excellent
Ms.N.Padmaja	3.8	Excellent
Ms. N.Sai Lohitha	3.6	Excellent
P.Neelima	4	Excellent
Mr.E Ramesh Babu	4	Excellent
Dr. V. Saritha	3.9	Excellent
V.saraswathi bai	3.4	Very Good
Ms.V.J.Vijaya Geetha	3.7	Excellent
Ms.B. Mamatha	2.6	Very Good
Ms. K Vandana Rao	3.7	Excellent
Ms. B.Lakshmi Devi	2.4	Very Good

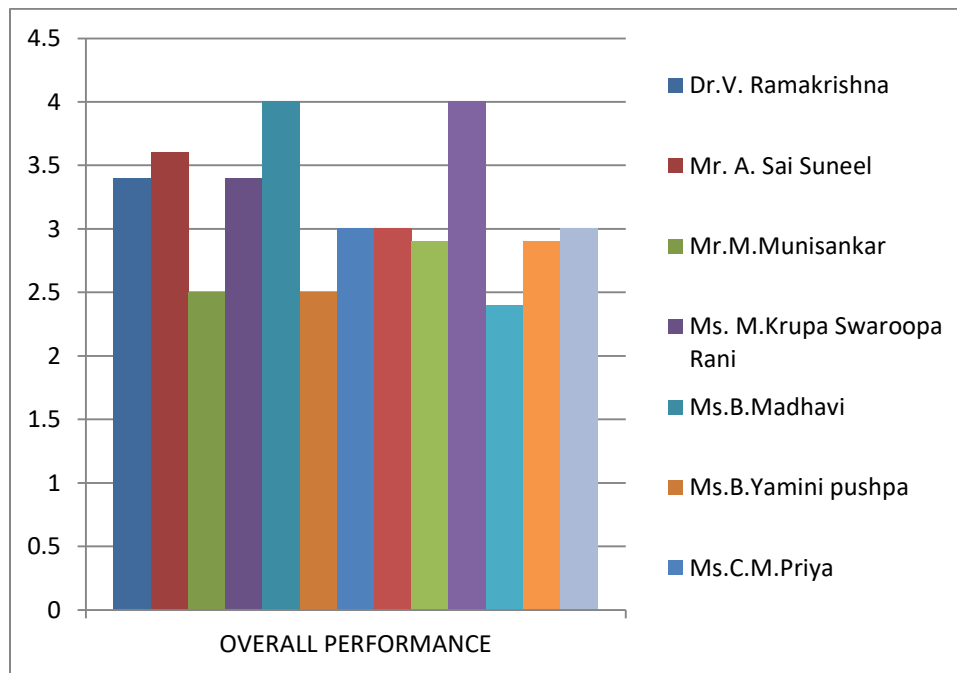


2. Electronics & Communication Engineering

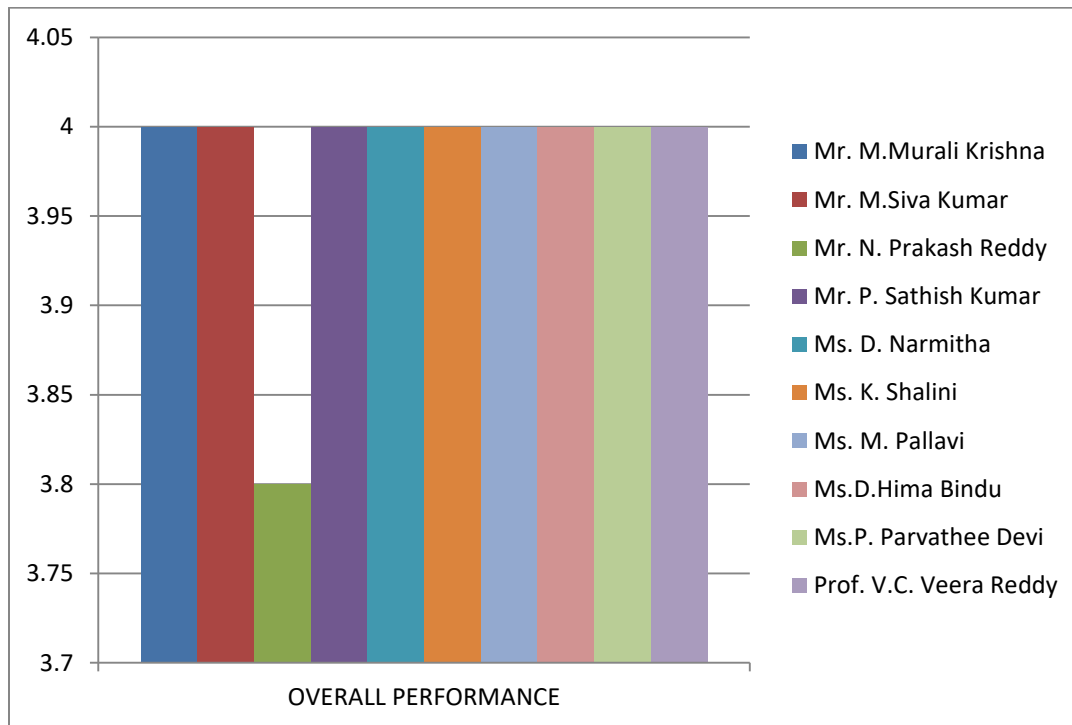
TEACHER'S NAME	Q1	Q2	Q3	Q4	Q5	Q6	Q7	Q8	Q9	Q10	Q11	Q12	Q13	Avg	GRADE
Dr.V. Ramakrishna	3.5	3.5	3.5	3.5	3.5	3	3.5	3	3.5	3.5	3.5	3.5	3.5	3.4	Very Good
Mr. A. Sai Suneel	3	4	4	4	3	3	3.5	3.5	4	4	4	4	4	3.6	Excellent
Mr.M.Munisankar	4	3	3	2	2	2	3	3	1	2	3	2	3	2.5	Very Good
Ms. M.Krupa Swaroopaa Rani	4	3.5	3.5	3	3.5	4	3.5	3	3	3	3.5	3	4	3.4	Very Good
Ms.B.Madhavi	4	4	4	4	4	4	4	4	4	4	4	4	4	4	Excellent
Ms.B.Yamini pushpa	3	2	2	3	2	2	2	2	3	3	3	3	3	2.5	Very Good
Ms.C.M.Priya	3	3	3	3	3	3	3	3	3	3	3	3	3	3	Very Good
Ms.Ch.Kavya	3	3	3	3	2.5	3	3	3	3.5	3	3.5	3	3	3	Very Good
Ms.K.Prasanthi	4	3	3	3	3	3	3	3	2	2	3	3	3	2.9	Very Good
Ms.K.Suseela	4	4	4	4	4	4	4	4	4	4	4	4	4	4	Excellent
Ms.R.Divya	3	2	2	3	2	2	3	2	3	3	3	2	2	2.4	Average
Ms.R.priyadarsini	3	3	3	3	3	3	3	2	3	3	3	3	3	2.9	Very Good
Ms.T.Nirmala	3	3	3	3	3	3	3	3	3	3	3	3	3	3	Very Good



TEACHER'S NAME	OVERALL PERFORMANCE	GRADE
Dr.V. Ramakrishna	3.4	Very Good
Mr. A. Sai Suneel	3.6	Excellent
Mr.M.Munisankar	2.5	Very Good
Ms. M.Krupa Swaroopa Rani	3.4	Very Good
Ms.B.Madhavi	4	Excellent
Ms.B.Yamini pushpa	2.5	Very Good
Ms.C.M.Priya	3	Very Good
Ms.Ch.Kavya	3	Very Good
Ms.K.Prasanthi	2.9	Very Good
Ms.K.Suseela	4	Excellent
Ms.R.Divya	2.4	Average
Ms.R.priyadarsini	2.9	Very Good
Ms.T.Nirmala	3	Very Good

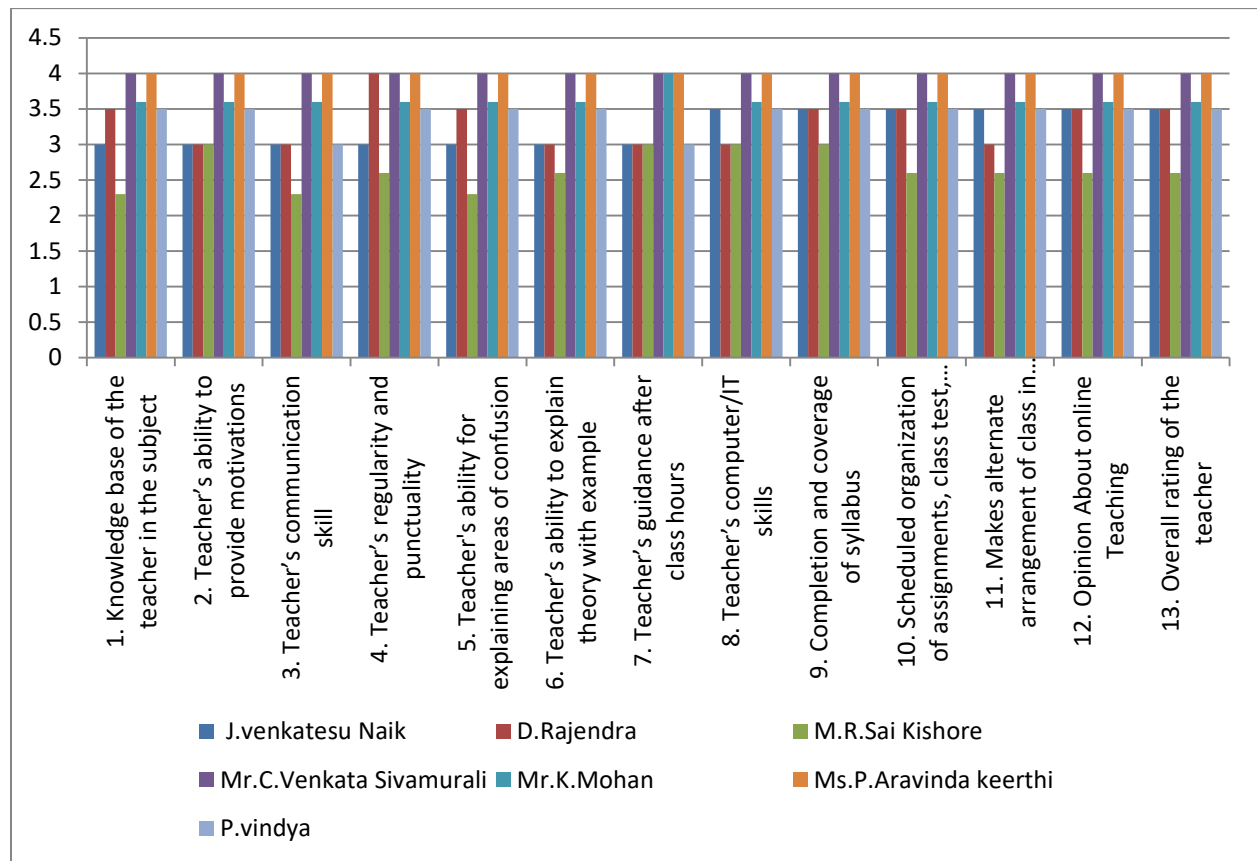


TEACHER'S NAME	OVERALL PERFORMANCE	GRADE
Mr. M.Murali Krishna	4	Excellent
Mr. M.Siva Kumar	4	Excellent
Mr. N. Prakash Reddy	3.8	Excellent
Mr. P. Sathish Kumar	4	Excellent
Ms. D. Narmitha	4	Excellent
Ms. K. Shalini	4	Excellent
Ms. M. Pallavi	4	Excellent
Ms.D.Hima Bindu	4	Excellent
Ms.P. Parvathee Devi	4	Excellent
Prof. V.C. Veera Reddy	4	Excellent

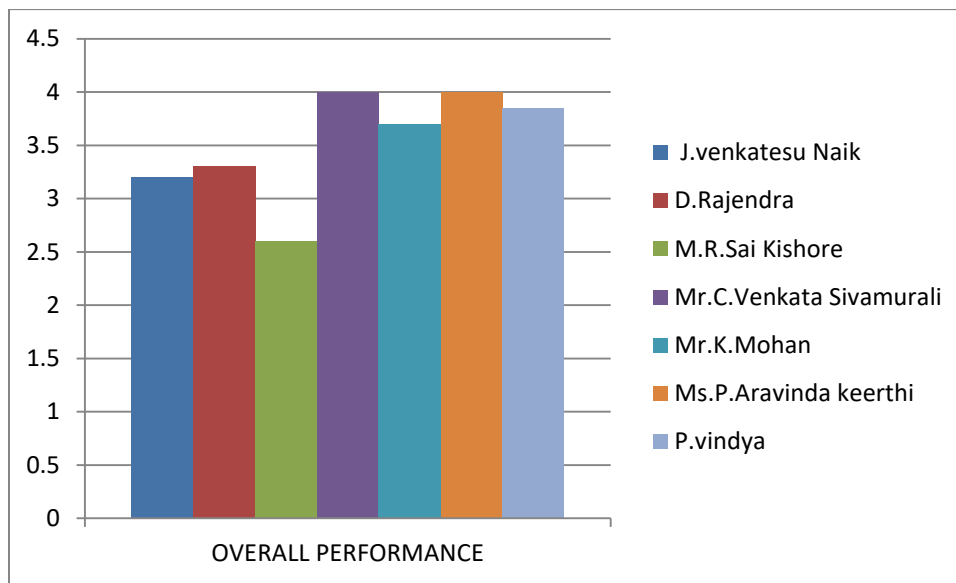


4. Mechanical Engineering

Teacher's Name	Q1	Q2	Q3	Q4	Q5	Q6	Q7	Q8	Q9	Q10	Q11	Q12	Q13	Avg	GRADE
J.venkatesu Naik	3	3	3	3	3	3	3	3.5	3.5	3.5	3.5	3.5	3.5	3.2	Very Good
D.Rajendra	3.5	3	3	4	3.5	3	3	3	3.5	3.5	3	3.5	3.5	3.3	Very Good
M.R.Sai Kishore	2.3	3	2.3	2.6	2.3	2.6	3	3	3	2.6	2.6	2.6	2.6	2.6	Very Good
Mr.C.Venkata Sivamurali	4	4	4	4	4	4	4	4	4	4	4	4	4	4	Excellent
Mr.K.Mohan	3.6	3.6	3.6	3.6	3.6	3.6	4	3.6	3.6	3.6	3.6	3.6	3.6	3.7	Excellent
Ms.P.Aravinda keerthi	4	4	4	4	4	4	4	4	4	4	4	4	4	4	Excellent
P.vindya	3.5	3.5	3	3.5	3.5	3.5	3	3.5	3.5	3.5	3.5	3.5	3.5	3.9	Excellent

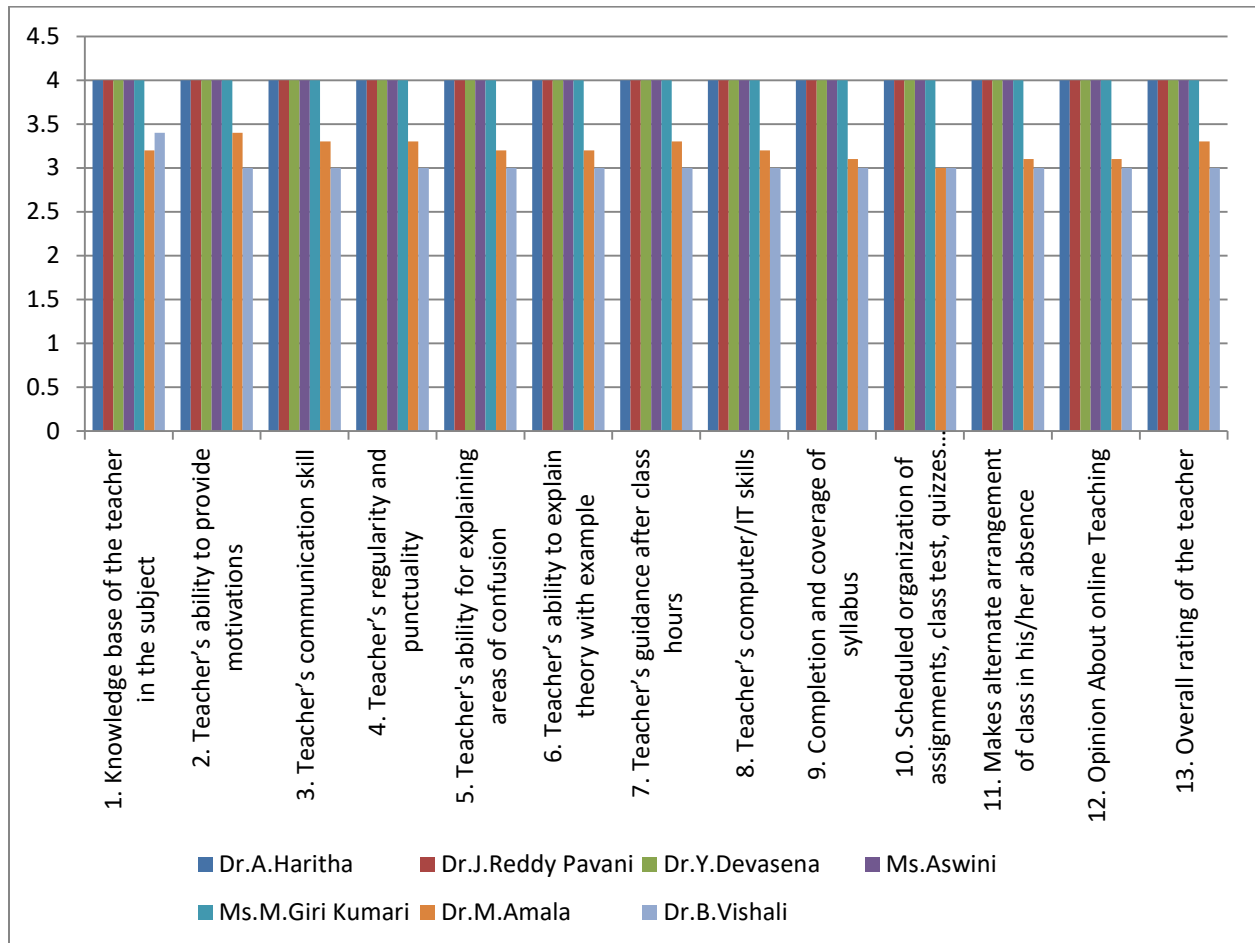


TEACHER'S NAME	OVERALL PERFORMANCE	GRADE
J.venkatesu Naik	3.2	Very Good
D.Rajendra	3.3	Very Good
M.R.Sai Kishore	2.6	Very Good
Mr.C.Venkata Sivamurali	4	Excellent
Mr.K.Mohan	3.7	Excellent
Ms.P.Aravinda keerthi	4	Excellent
P.vindya	3.9	Excellent



5. General Engineering

Teacher's Name	Q1	Q2	Q3	Q4	Q5	Q6	Q7	Q8	Q9	Q10	Q11	Q12	Q13	Avg	GRADE
Dr.A.Haritha	4	4	4	4	4	4	4	4	4	4	4	4	4	4	Excellent
Dr.J.Reddy Pavani	4	4	4	4	4	4	4	4	4	4	4	4	4	4	Excellent
Dr.Y.Devasena	4	4	4	4	4	4	4	4	4	4	4	4	4	4	Excellent
Ms.Aswini	4	4	4	4	4	4	4	4	4	4	4	4	4	4	Excellent
Ms.M.Giri Kumari	4	4	4	4	4	4	4	4	4	4	4	4	4	4	Excellent
Dr.M.Amala	3.2	3.4	3.3	3.3	3.2	3.2	3.3	3.2	3.1	3	3.1	3.1	3.3	3.3	Very Good
Dr.B.Vishali	3.4	3	3	3	3	3	3	3	3	3	3	3	3	3	Very Good



TEACHER'S NAME	OVERALL PERFORMANCE	GRADE
Dr.A.Haritha	4	Excellent
Dr.J.Reddy Pavani	4	Excellent
Dr.Y.Devasena	4	Excellent
Ms.Aswini	4	Excellent
Ms.M.Giri Kumari	4	Excellent
Dr.M.Amala	3.3	Very Good
Dr.B.Vishali	3	Very Good

